

MOTOR RACING LEGENDS

THE SOUND OF HISTORY

SEPTEMBER 29
TO OCTOBER 2, 2022
CIRCUIT OF SPA FRANCORCHAMPS




PRE-WAR SPORTS CARS

QUALIFYING



September 29, 30
October 1, 2
2022



8-Pre War Sports Cars SPA SIX HOURS Qualifying

Final Classification

No Drivers	Team	Car	Cl.	Time	Lap Total	Gap	Kph
1 32 O. LLEWELLYN / T. LLEWELLYN		BENTLEY 3/8	Racing Spe	3:14.461	9 9	-	129.7
2 70 G. BURNETT		ALTA Sports	Sports Cars	3:18.017	3 4	+3.556	127.3
3 112 J. MAEERS / B. MAEERS		GN Parker	Racing Spe	3:20.922	4 8	+6.461	125.5
4 20 M. BIRCH		TALBOT AV105 Brooklands	Sports Cars	3:25.322	5 8	+10.861	122.8
5 22 C. MORLEY / J. MORLEY		BENTLEY 3/4½	Sports Cars	3:28.684	3 9	+14.223	120.8
6 35 S. DARBYSHIRE		MORGAN Super Aero	Sports Cars	3:32.333	5 8	+17.872	118.7
7 78 J. BURTON / N. FINBURGH		JAGUAR SS 100	Sports Cars	3:33.165	4 7	+18.704	118.3
8 13 D. PITTAWAY / T. DUTTON		BUGATTI Type 35	Sports Cars	3:35.711	2 7	+21.250	116.9
9 9 R. HUDSON / S. MORLEY		BENTLEY 3/4½	Sports Cars	3:37.114	5 8	+22.653	116.1
10 8 M. SOWERBY		TALBOT Lago T23	Sports Cars	3:37.232	5 5	+22.771	116.1
11 4 E. BRADLEY		ASTON MARTIN Ulster	Sports Cars	3:41.323	4 8	+26.862	113.9
12 29 R. ILIFFE		RILEY Kestrel Sports	Sports Cars	3:43.902	5 8	+29.441	112.6
13 10 J. MACKINNON		BENTLEY Tourer	Sports Cars	3:44.857	7 8	+30.396	112.1
14 7 N. DOWDING		RILEY Brooklands	Sports Cars	3:47.681	3 7	+33.220	110.7
15 3 L. BRANDTS		TALBOT Lago T150C	Sports Cars	3:57.997	4 8	+43.536	105.9
16 46 D. WILTSHIRE / G. ALLEN-ELBOURN		BENTLEY 3 Litre	Sports Cars	3:58.948	3 7	+44.487	105.5
17 84 W. ELBOURN / G. ALLEN-ELBOURN		BENTLEY 3/4½	Sports Cars	4:03.551	2 7	+49.090	103.5
18 2 S. RETTENMAIER		ALFA ROMEO 8C 2300 Zagato Spyder	Sports Cars	4:04.519	5 5	+50.058	103.1
19 14 G. NORTHAM		BENTLEY 4½	Sports Cars	4:22.578	5 7	+1:08.117	96.0

Fastest Lap: Lap 9 | Oliver LLEWELLYN | 3:14.461 | 129.7 Kph

CAR #32 LAP TIME DELETED DUE TO TRACK LIMITS


Published at:

Track Status: **DRY**

Stewards Kris LAMBRECHT Jan DHONDT Philippe LACKMAN	Timekeeper Alberto Estebanez 
---	---



September 29, 30
October 1, 2
2022



8-Pre War Sports Cars SPA SIX HOURS Qualifying

Final Classification by Class

No Drivers	Team	Car	Time	Lap Total	Gap	Kph
Sports Cars						
1 70 G. BURNETT		ALTA Sports	3:18.017	3 4		127.3
2 20 M. BIRCH		TALBOT AV105 Brooklands	3:25.322	5 8	+7.305 +7.305	122.8
3 22 C. MORLEY / J. MORLEY		BENTLEY 3/4½	3:28.684	3 9	+10.667 +3.362	120.8
4 35 S. DARBYSHIRE		MORGAN Super Aero	3:32.333	5 8	+14.316 +3.649	118.7
5 78 J. BURTON / N. FINBURGH		JAGUAR SS 100	3:33.165	4 7	+15.148 +0.832	118.3
6 13 D. PITTAWAY / T. DUTTON		BUGATTI Type 35	3:35.711	2 7	+17.694 +2.546	116.9
7 9 R. HUDSON / S. MORLEY		BENTLEY 3/4½	3:37.114	5 8	+19.097 +1.403	116.1
8 8 M. SOWERBY		TALBOT Lago T23	3:37.232	5 5	+19.215 +0.118	116.1
9 4 E. BRADLEY		ASTON MARTIN Ulster	3:41.323	4 8	+23.306 +4.091	113.9
10 29 R. ILIFFE		RILEY Kestrel Sports	3:43.902	5 8	+25.885 +2.579	112.6
11 10 J. MACKINNON		BENTLEY Tourer	3:44.857	7 8	+26.840 +0.955	112.1
12 7 N. DOWDING		RILEY Brooklands	3:47.681	3 7	+29.664 +2.824	110.7
13 3 L. BRANDTS		TALBOT Lago T150C	3:57.997	4 8	+39.980 +10.316	105.9
14 46 D. WILTSHIRE / G. ALLEN-ELBOURN		BENTLEY 3 Litre	3:58.948	3 7	+40.931 +0.951	105.5
15 84 W. ELBOURN / G. ALLEN-ELBOURN		BENTLEY 3/4½	4:03.551	2 7	+45.534 +4.603	103.5
16 2 S. RETTENMAIER		ALFA ROMEO 8C 2300 Zagato Spyder	4:04.519	5 5	+46.502 +0.968	103.1
17 14 G. NORTHAM		BENTLEY 4½	4:22.578	5 7	+1'04.561 +18.059	96.0
Racing Specials						
1 32 O. LLEWELLYN / T. LLEWELLYN		BENTLEY 3/8	3:14.461	9 9		129.7
2 112 J. MAEERS / B. MAEERS		GN Parker	3:20.922	4 8	+6.461 +6.461	125.5

CAR #32 LAP TIME DELETED DUE TO TRACK LIMITS

Published at:

Track Status: **DRY**

Stewards


Kris LAMBRECHT Jan DHONDT Philippe LACKMAN

Timekeeper

Alberto Estebanez



September 29, 30
October 1, 2
2022



8-Pre War Sports Cars SPA SIX HOURS Qualifying

Provisional Classification by Driver Fastest Lap


No	Team	Car	Class	Driver	Time Lap	Total	Gap	Kph
1	32	BENTLEY 3/8	Racing Spec	Oliver LLEWELLYN	3:14.461	9		129.7
2	70	ALTA Sports	Sports Cars	Gareth BURNETT	3:18.017	3	3.556	127.3
3	112	GN Parker	Racing Spec	Justin MAEERS	3:20.922	4	6.461	125.5
4	20	TALBOT AV105 Brooklands	Sports Cars	Michael BIRCH	3:25.322	5	10.861	122.8
5	22	BENTLEY 3/4½	Sports Cars	Clive MORLEY	3:28.684	3	14.223	120.8
6	35	MORGAN Super Aero	Sports Cars	Sue DARBYSHIRE	3:32.333	5	17.872	118.7
7	78	JAGUAR SS 100	Sports Cars	John BURTON	3:33.165	4	18.704	118.3
8	13	BUGATTI Type 35	Sports Cars	Duncan PITTAWAY	3:35.711	2	21.250	116.9
9	9	BENTLEY 3/4½	Sports Cars	Richard HUDSON	3:37.114	5	22.653	116.1
10	8	TALBOT Lago T23	Sports Cars	Max SOWERBY	3:37.232	5	22.771	116.1
11	4	ASTON MARTIN Ulster	Sports Cars	Edward BRADLEY	3:41.323	4	26.862	113.9
12	29	RILEY Kestrel Sports	Sports Cars	Richard ILIFFE	3:43.902	5	29.441	112.6
13	10	BENTLEY Tourer	Sports Cars	Jock MACKINNON	3:44.857	7	30.396	112.1
14	7	RILEY Brooklands	Sports Cars	Nigel DOWDING	3:47.681	3	33.220	110.7
15	3	TALBOT Lago T150C	Sports Cars	Luc BRANDTS	3:57.997	4	43.536	105.9
16	46	BENTLEY 3 Litre	Sports Cars	Duncan WILTSHIRE	3:58.948	3	44.487	105.5
17	84	BENTLEY 3/4½	Sports Cars	William ELBOURN	4:03.551	2	49.090	103.5
18	2	ALFA ROMEO 8C 2300 Zagato Spyder	Sports Cars	Stephan RETTENMAIER	4:04.519	5	50.058	103.1
19	14	BENTLEY 4½	Sports Cars	Guy NORTHAM	4:22.578	5	1'08.117	96.0
20	9	BENTLEY 3/4½	Sports Cars	Stuart MORLEY				
21	13	BUGATTI Type 35	Sports Cars	Tim DUTTON				
22	22	BENTLEY 3/4½	Sports Cars	James MORLEY				
23	32	BENTLEY 3/8	Racing Spec	Tim LLEWELLYN				
24	46	BENTLEY 3 Litre	Sports Cars	George ALLEN-ELBOURN				
25	78	JAGUAR SS 100	Sports Cars	Nick FINBURGH				
26	84	BENTLEY 3/4½	Sports Cars	George ALLEN-ELBOURN				
27	112	GN Parker	Racing Spec	Ben MAEERS				

Published at:

Race Director Jean-Yves MUNSTERS	Timekeeper Alberto Estebanez 
--	---



September 29, 30
October 1, 2
2022




8-Pre War Sports Cars SPA SIX HOURS Qualifying

Best Sector Times

Sector 1		Sector 2		Sector 3		No Team	Class	Ideal Lap	Best Lap		
No Driver	Time	No Driver	Time	No Driver	Time						
1	32 O.LLEWELLYN	54.352	70 G.BURNETT	1:28.003	32 O.LLEWELLYN	49.554	1	32	Racing Specials	3:14.071	3:14.461 (1)
2	70 G.BURNETT	58.834	112 J.MAEERS	1:29.521	70 G.BURNETT	51.180	2	70	Sports Cars	3:18.017	3:18.017 (2)
3	112 J.MAEERS	59.138	32 O.LLEWELLYN	1:30.165	112 J.MAEERS	52.263	3	112	Racing Specials	3:20.922	3:20.922 (3)
4	22 C.MORLEY	59.558	20 M.BIRCH	1:31.839	20 M.BIRCH	52.639	4	20	Sports Cars	3:24.313	3:25.322 (4)
5	20 M.BIRCH	59.835	22 C.MORLEY	1:32.136	22 C.MORLEY	54.746	5	22	Sports Cars	3:26.440	3:28.684 (5)
6	78 J.BURTON	1:01.832	13 D.PITTAWAY	1:33.894	78 J.BURTON	54.785	6	35	Sports Cars	3:31.959	3:32.333 (6)
7	35 S.DARBYSHIRE	1:02.137	35 S.DARBYSHIRE	1:34.405	35 S.DARBYSHIRE	55.417	7	78	Sports Cars	3:32.069	3:33.165 (7)
8	8 M.SOWERBY	1:03.621	9 R.HUDSON	1:34.770	9 R.HUDSON	56.010	8	9	Sports Cars	3:35.411	3:37.114 (9)
9	9 R.HUDSON	1:04.631	78 J.BURTON	1:35.452	8 M.SOWERBY	56.331	9	13	Sports Cars	3:35.711	3:35.711 (8)
10	13 D.PITTAWAY	1:05.029	7 N.DOWDING	1:35.688	13 D.PITTAWAY	56.788	10	8	Sports Cars	3:36.568	3:37.232 (10)
11	29 R.ILIFFE	1:05.518	4 E.BRADLEY	1:36.266	29 R.ILIFFE	58.081	11	4	Sports Cars	3:40.807	3:41.323 (11)
12	4 E.BRADLEY	1:06.176	8 M.SOWERBY	1:36.616	4 E.BRADLEY	58.365	12	29	Sports Cars	3:43.419	3:43.902 (12)
13	10 J.MACKINNON	1:06.902	10 J.MACKINNON	1:37.914	10 J.MACKINNON	58.760	13	10	Sports Cars	3:43.576	3:44.857 (13)
14	3 L.BRANDTS	1:08.712	46 D.WILTSHIRE	1:39.536	3 L.BRANDTS	1:01.137	14	7	Sports Cars	3:46.600	3:47.681 (14)
15	7 N.DOWDING	1:09.729	29 R.ILIFFE	1:39.820	7 N.DOWDING	1:01.183	15	84	Sports Cars	3:56.604	4:03.551 (17)
16	84 W.ELBOURN	1:09.937	84 W.ELBOURN	1:42.064	2 S.RETTENMAIER	1:03.010	16	3	Sports Cars	3:57.997	3:57.997 (15)
17	2 S.RETTENMAIER	1:11.654	3 L.BRANDTS	1:48.148	84 W.ELBOURN	1:04.603	17	46	Sports Cars	3:58.948	3:58.948 (16)
18	46 D.WILTSHIRE	1:13.764	2 S.RETTENMAIER	1:49.855	46 D.WILTSHIRE	1:05.648	18	2	Sports Cars	4:04.519	4:04.519 (18)
19	14 G.NORTHAM	1:18.322	14 G.NORTHAM	1:55.720	14 G.NORTHAM	1:07.906	19	14	Sports Cars	4:21.948	4:22.578 (19)



September 29, 30
October 1, 2
2022




8-Pre War Sports Cars SPA SIX HOURS Qualifying

Fastest Lap Sequence

Elapsed	No Team	Car	Class	Driver	Time	Kph	Lap
7:25.430	70	ALTA Sports	Sports Cars	Gareth BURNETT	3:19.960	126.1	2
10:43.447	70	ALTA Sports	Sports Cars	Gareth BURNETT	3:18.017	127.3	3
22:14.070	32	BENTLEY 3/8	Racing Specials	Oliver LLEWELLYN	3:16.553	128.3	6
28:53.647	32	BENTLEY 3/8	Racing Specials	Oliver LLEWELLYN	3:16.182	128.5	8
32:08.108	32	BENTLEY 3/8	Racing Specials	Oliver LLEWELLYN	3:14.461	129.7	9



September 29, 30
October 1, 2
2022



8-Pre War Sports Cars SPA SIX HOURS Qualifying


Sector Analysis

— Invalidated Lap ■ Personal Best ■ Session Best B Crossing the pit lane

Lap	D	Time	Sector 1	Sector 2	Sector 3	T.Spd	Elapsed	Lap	D	Time	Sector 1	Sector 2	Sector 3	T.Spd	Elapsed				
8	1	4:22.446	B	1:08.107	1:49.295	1:25.044	118.2	29:26.041	3	1	3:58.948	1:13.764	1:39.536	1:05.648	125.1	12:16.466			
22 1.Clive MORLEY 2.James MORLEY								BENTLEY 3/4½ Sports Cars											
1	1	4:12.361		1:23.689	1:49.950	58.722	109.9	4:12.361	4	1	4:08.328	B	1:13.862	1:40.217	1:14.249	120.8	16:24.794		
2	1	3:31.376		1:02.764	1:33.692	54.920	144.0	7:43.737	5	1	5:20.321		2:21.642	1:43.580	1:15.099	114.9	21:45.115		
3	1	3:28.684		1:00.732	1:33.206	54.746	143.2	11:12.421	6	1	4:12.404		1:15.039	1:49.508	1:07.857	121.5	25:57.519		
4	1	3:38.499	B	59.558	1:32.136	1:06.805	150.6	14:50.920	7	1	4:08.066		1:14.493	1:46.478	1:07.095	118.8	30:05.585		
5	1	4:17.709		1:44.159	1:37.347	56.203	128.4	19:08.629	70 1.Gareth BURNETT							ALTA Sports Sports Cars			
6	1	3:32.871		1:03.125	1:34.454	55.292	134.5	22:41.500	1	1	4:05.470		1:27.875	1:42.928	54.667	137.6	4:05.470		
7	1	3:36.789		1:02.889	1:36.985	56.915	149.2	26:18.289	2	1	3:19.960		59.719	1:28.060	52.181	159.1	7:25.430		
8	1	3:33.304		1:02.657	1:34.886	55.761	149.2	29:51.593	3	1	3:18.017		58.834	1:28.003	51.180	163.1	10:43.447		
9	1	3:31.661		1:02.612	1:34.260	54.789	149.2	33:23.254	4	1	3:39.616	B	1:00.345	1:31.941	1:07.330	162.9	14:23.063		
29 1.Richard ILIFFE								RILEY Kestrel Sports Sports Cars											
1	1	4:21.305		1:20.890	1:57.464	1:02.951	99.1	4:21.305	1	1	4:11.886		1:21.906	1:50.755	59.225	105.6	4:11.886		
2	1	3:48.344		1:07.475	1:39.820	1:01.049	138.6	8:09.649	2	1	3:39.131		1:06.744	1:37.470	54.917	132.2	7:51.017		
3	1	3:47.244		1:07.935	1:40.000	59.309	139.4	11:56.893	3	1	3:35.009		1:01.832	1:35.452	57.725	147.1	11:26.026		
4	1	3:46.902		1:07.323	1:40.337	59.242	142.7	15:43.795	4	1	3:33.165		1:02.655	1:35.725	54.785	146.7	14:59.191		
5	1	3:43.902		1:05.518	1:40.014	58.370	145.2	19:27.697	5	1	4:18.036	B	1:03.946	1:49.575	1:24.515	139.0	19:17.227		
6	1	3:47.907		1:07.640	1:41.369	58.898	139.7	23:15.604	6	1	5:10.588		2:16.358	1:52.936	1:01.294	112.1	24:27.815		
7	1	3:47.363		1:06.640	1:40.911	59.812	144.8	27:02.967	7	1	3:44.268		1:04.461	1:41.172	58.635	133.3	28:12.083		
8	1	3:44.787		1:06.342	1:40.364	58.081	146.5	30:47.754	78 1.John BURTON 2.Nick FINBURGH							JAGUAR SS 100 Sports Cars			
32 1.Oliver LLEWELLYN 2.Tim LLEWELLYN								BENTLEY 3/8 Racing Specials											
1	1	4:30.840		1:30.491	1:54.485	1:05.864	107.7	4:30.840	1	1	4:09.595		1:09.049	1:51.997	1:08.549	114.4	4:09.595		
2	1	3:24.865		57.684	1:33.960	53.221	158.6	7:55.705	2	1	4:03.551		1:14.099	1:43.408	1:06.044	131.9	8:13.146		
3	1	3:20.095		55.277	1:32.996	51.822	165.4	11:15.800	3	1	4:10.348	B	1:09.937	1:42.064	1:18.347	138.3	12:23.494		
4	1	3:32.337	B	54.352	1:32.683	1:05.302	172.0	14:48.137	4	1	5:12.166		2:12.338	1:51.247	1:08.581	121.2	17:35.660		
5	1	4:09.380		1:43.408	1:33.658	52.314	141.9	18:57.517	5	1	4:14.797		1:17.175	1:50.778	1:06.844	130.3	21:50.457		
6	1	3:16.553		55.812	1:30.751	49.990	152.3	22:14.070	6	1	4:10.604		1:14.650	1:50.056	1:05.898	121.3	26:01.061		
7	1	3:23.395		54.902	1:37.578	50.915	156.5	25:37.465	7	1	4:06.197		1:13.909	1:47.685	1:04.603	123.1	30:07.258		
8	1	3:16.182		54.720	1:30.545	50.917	153.6	28:53.647	84 1.William ELBOURN 2.George ALLEN-ELBOURN							BENTLEY 3/4½ Sports Cars			
9	1	3:14.461		54.742	1:30.165	49.554	156.3	32:08.108	1	1	4:09.595		1:09.049	1:51.997	1:08.549	114.4	4:09.595		
35 1.Sue DARBYSHIRE								MORGAN Super Aero Sports Cars											
1	1	3:51.729		1:13.177	1:41.369	57.183	127.5	3:51.729	1	1	3:30.442		1:03.110	1:33.876	53.456	158.4	8:02.053		
2	1	3:36.268		1:04.002	1:35.816	56.450	144.4	7:27.997	3	1	3:25.585		1:00.537	1:32.223	52.825	157.2	11:27.638		
3	1	3:32.718		1:02.660	1:34.641	55.417	152.8	11:00.715	4	1	3:20.922		59.138	1:29.521	52.263	157.4	14:48.560		
4	1	3:32.413		1:02.157	1:34.405	55.851	152.1	14:33.128	5	1	3:35.888	B	59.666	1:30.831	1:05.391	158.4	18:24.448		
5	1	3:32.333		1:02.382	1:34.534	55.417	149.8	18:05.461	6	1	5:18.905		1:41.302	2:43.018	54.585	115.0	23:43.353		
6	1	3:36.815		1:02.137	1:36.142	58.536	150.0	21:42.276	7	1	3:34.820		1:04.202	1:35.148	55.470	136.9	27:18.173		
7	1	3:44.119	B	1:02.705	1:35.458	1:05.956	152.5	25:26.395	8	1	3:50.408	B	1:03.079	1:35.840	1:11.489	135.8	31:08.581		
8	1	4:15.894	B	1:34.044	1:35.129	1:06.721	151.5	29:42.289	112 1.Justin MAEERS 2.Ben MAEERS							GN Parker Racing Specials			
46 1.Duncan WILTSHIRE 2.George ALLEN-ELBOURN								BENTLEY 3 Litre Sports Cars											
1	1	4:11.039		1:12.317	1:49.676	1:09.046	101.7	4:11.039	1	1	4:31.611		1:33.640	1:52.084	1:05.887	127.2	4:31.611		
2	1	4:06.479		1:17.955	1:42.539	1:05.985	116.5	8:17.518	2	1	3:30.442		1:03.110	1:33.876	53.456	158.4	8:02.053		



September 29, 30
October 1, 2
2022

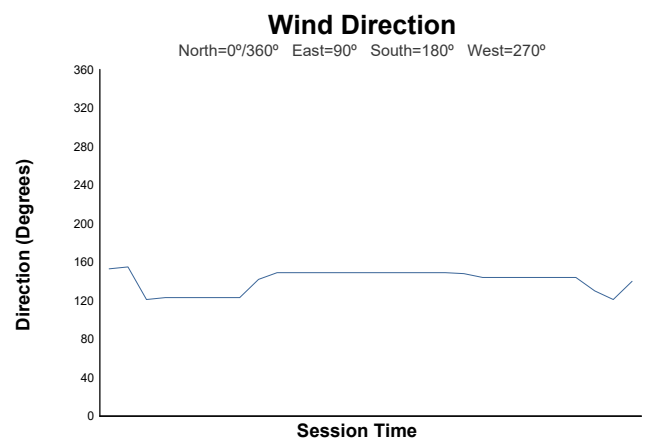
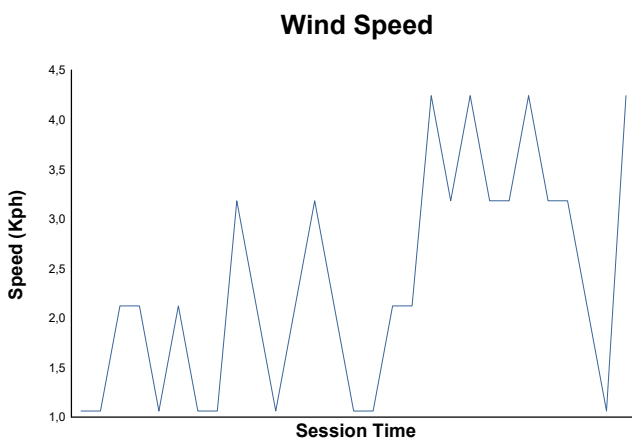
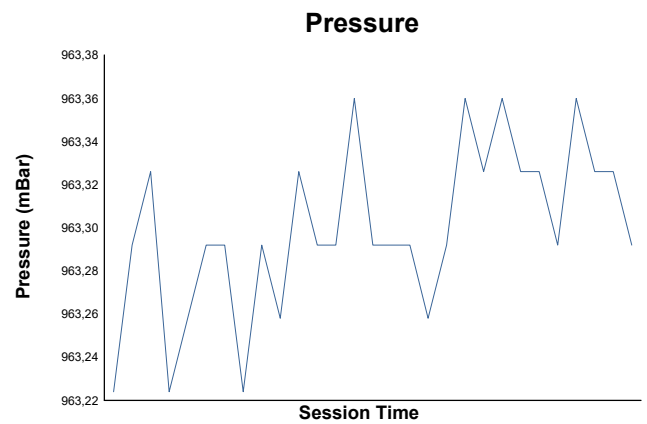
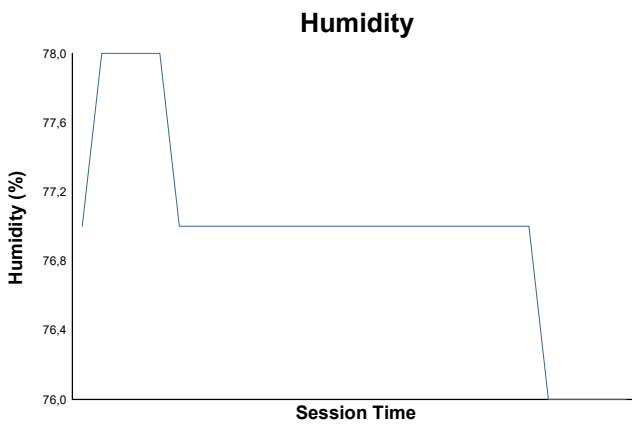
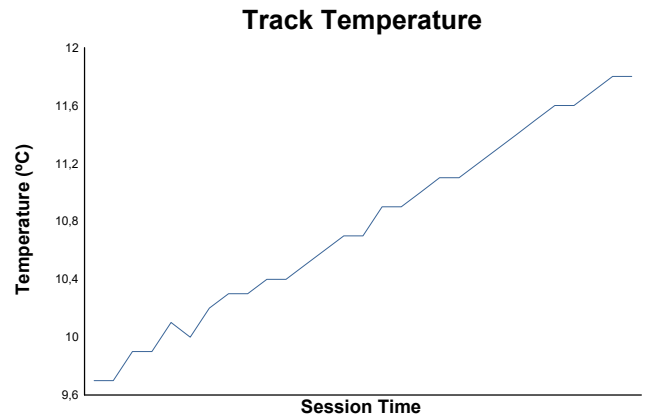
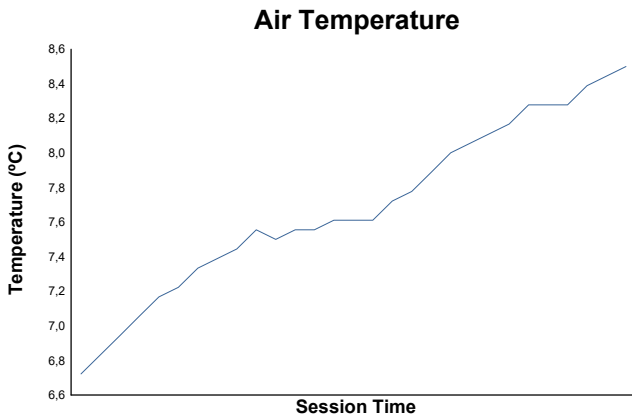


SPA SIX HOURS

8-Pre War Sports Cars

Qualifying

Weather Report



Track Status: **DRY**

MOTOR RACING LEGENDS

THE SOUND OF HISTORY

SEPTEMBER 29
TO OCTOBER 2, 2022
CIRCUIT OF SPA FRANCORCHAMPS




PRE-WAR SPORTS CARS

RACE



September 29, 30
October 1, 2
2022

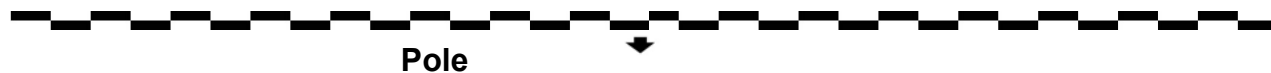


8-Pre War Sports Cars
SPA SIX HOURS
Race (40 Minutes)

Amended

Race Starting Grid

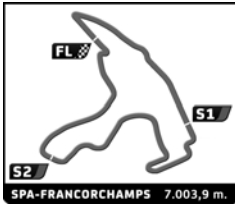
4:04.519 Stephan RETTENMAIER	2	- 9 -	14	4:22.578 Guy NORTHAM
3:58.948 Duncan WILTSHIRE	46	- 8 -	84	4:03.551 William ELBOURN
3:47.681 Nigel DOWDING	7	- 7 -	3	3:57.997 Luc BRANDTS
3:43.902 Richard ILIFFE	29	- 6 -	10	3:44.857 Jock MACKINNON
3:37.114 Richard HUDSON	9	- 5 -	4	3:41.323 Edward BRADLEY
3:33.165 John BURTON	78	- 4 -	13	3:35.711 Duncan PITTAWAY
3:28.684 Clive MORLEY	22	- 3 -	35	3:32.333 Sue DARBYSHIRE
3:20.922 Justin MAEERS	112	- 2 -	20	3:25.322 Michael BIRCH
3:14.461 Oliver LLEWELLYN	32	- 1 -	70	3:18.017 Gareth BURNETT



Stewards Kris LAMBRECHT Jan DHONDT Philippe LACKMAN			Timekeeper Alberto Estebanez 
---	--	--	--



September 29, 30
October 1, 2
2022



8-Pre War Sports Cars SPA SIX HOURS Race (40 Minutes)

Final Classification

No Drivers	Team	Car	Cl.	Laps	Total Time	Gap	Kph	Best Lap		
								Lap	Time	Kph
1	70 G. BURNETT	ALTA Sports	PW5	12	42:23.272	-	118.8	10	3:20.447	125.8
2	20 M. BIRCH	TALBOT AV105 Brooklands	PW7	12	43:35.985	+1:12.713	115.5	12	3:28.977	120.7
3	22 C. MORLEY / J. MORLEY	BENTLEY 3/4½	PW3	12	44:18.646	+1:55.374	113.6	10	3:31.635	119.1
4	9 R. HUDSON / S. MORLEY	BENTLEY 3/4½	PW3	12	45:11.852	+2:48.580	111.4	7	3:29.735	120.2
5	112 J. MAEERS / B. MAEERS	GN Parker	PWSP	11	39:11.779	1 Lap	117.7	5	3:27.115	121.7
6	29 R. ILIFFE	RILEY Kestrel Sports	PW4	11	42:26.401	1 Lap	108.7	9	3:39.438	114.9
7	78 J. BURTON / N. FINBURGH	JAGUAR SS 100	PW6	11	42:34.834	1 Lap	108.4	11	3:33.557	118.1
8	10 J. MACKINNON	BENTLEY Tourer	PW3	11	42:35.463	1 Lap	108.4	11	3:39.919	114.7
9	4 E. BRADLEY	ASTON MARTIN Ulster	PW4	11	42:52.785	1 Lap	107.6	10	3:41.734	113.7
10	7 N. DOWDING	RILEY Brooklands	PW1	11	43:11.068	1 Lap	106.9	9	3:46.666	111.2
11	13 D. PITTAWAY / T. DUTTON	BUGATTI Type 35	PW2	11	44:35.722	1 Lap	103.5	5	3:39.144	115.1
12	84 W. ELBOURN / G. ALLEN-ELBOURN	BENTLEY 3/4½	PW3	11	46:01.387	1 Lap	100.3	11	3:56.646	106.5
13	3 L. BRANDTS	TALBOT Lago T150C	PW7	11	46:02.327	1 Lap	100.2	8	3:56.847	106.5
14	2 S. RETTENMAIER	ALFA ROMEO 8C 2300 Zagato Spyder	PW6	10	42:46.013	2 Laps	98.1	9	4:05.982	102.5
15	14 G. NORTHAM	BENTLEY 4½	PW3	10	44:49.994	2 Laps	93.6	9	4:17.311	98.0
16	32 O. LLEWELLYN / T. LLEWELLYN	BENTLEY 3/8	PWSP	9	33:17.468	3 Laps	113.4	5	3:25.455	122.7

Not Started

35 S. DARBYSHIRE	MORGAN Super Aero	PW1
46 D. WILTSHIRE / G. ALLEN-ELBOURN	BENTLEY 3 Litre	PW2

Pole Position:	Oliver LLEWELLYN	3:14.461	129.7 Kph
Fastest Lap:	Lap 10 Gareth BURNETT	3:20.447	125.8 Kph

CAR #10 & #14 TIME PENALTY OF 10 SEC. DUE TO JUMP START

Published at:


Track Status: **DRY**

Stewards Kris LAMBRECHT Jan DHONDT Philippe LACKMAN	Timekeeper Alberto Estebanez 
---	---

01/10/2022 Page 1 / 1



September 29, 30
October 1, 2
2022



8-Pre War Sports Cars
SPA SIX HOURS
Race (40 Minutes)

Final Classification by Class

No Drivers	Team	Car	Laps	Total Time	Gap	Kph	Best Lap		
							Lap	Time	Kph
PW6									
1	78 J. BURTON / N. FINBURGH	JAGUAR SS 100	11	42:34.834		108.4	11	3:33.557	118.1
2	2 S. RETTENMAIER	ALFA ROMEO 8C 2300 Zagato Spyder	10	42:46.013	1 Lap	98.1	9	4:05.982	102.5
PW7									
1	20 M. BIRCH	TALBOT AV105 Brooklands	12	43:35.985		115.5	12	3:28.977	120.7
2	3 L. BRANDTS	TALBOT Lago T150C	11	46:02.327	1 Lap	100.2	8	3:56.847	106.5
PW4									
1	29 R. ILIFFE	RILEY Kestrel Sports	11	42:26.401		108.7	9	3:39.438	114.9
2	4 E. BRADLEY	ASTON MARTIN Ulster	11	42:52.785	+26.384	107.6	10	3:41.734	113.7
PW1									
1	7 N. DOWDING	RILEY Brooklands	11	43:11.068		106.9	9	3:46.666	111.2
■ <i>Not Started</i>									
	35 S. DARBYSHIRE	MORGAN Super Aero							
PW3									
1	22 C. MORLEY / J. MORLEY	BENTLEY 3/4½	12	44:18.646		113.6	10	3:31.635	119.1
2	9 R. HUDSON / S. MORLEY	BENTLEY 3/4½	12	45:11.852	+53.206	111.4	7	3:29.735	120.2
3	10 J. MACKINNON	BENTLEY Tourer	11	42:35.463	1 Lap	108.4	11	3:39.919	114.7
4	84 W. ELBOURN / G. ALLEN-ELBOURN	BENTLEY 3/4½	11	46:01.387	1 Lap	100.3	11	3:56.646	106.5
5	14 G. NORTHAM	BENTLEY 4½	10	44:49.994	2 Laps	93.6	9	4:17.311	98.0
PW2									
1	13 D. PITTAWAY / T. DUTTON	BUGATTI Type 35	11	44:35.722		103.5	5	3:39.144	115.1
■ <i>Not Started</i>									
	46 D. WILTSHIRE / G. ALLEN-ELBOURN	BENTLEY 3 Litre							
PWSP									
1	112 J. MAEERS / B. MAEERS	GN Parker	11	39:11.779		117.7	5	3:27.115	121.7
2	32 O. LLEWELLYN / T. LLEWELLYN	BENTLEY 3/8	9	33:17.468	2 Laps	113.4	5	3:25.455	122.7
PW5									
1	70 G. BURNETT	ALTA Sports	12	42:23.272		118.8	10	3:20.447	125.8

CAR #10 & #14 TIME PENALTY OF 10 SEC. DUE TO JUMP START

Published at:

Track Status: **DRY**


Stewards Kris LAMBRECHT Jan DHONDT Philippe LACKMAN			Timekeeper Alberto Estebanez	



September 29, 30

October 1, 2

2022





8-Pre War Sports Cars SPA SIX HOURS Race

Provisional Classification by Driver Fastest Lap

No	Team	Car	Class	Driver	Time	Lap	Total	Gap	Kph	
1	70	ALTA Sports	Sports Cars	Gareth BURNETT	3:20.447	10	12		125.8	
2	32	BENTLEY 3/8	Racing Spec	Oliver LLEWELLYN	3:25.455	5	7	5.008	5.008	122.7
3	112	GN Parker	Racing Spec	Justin MAEERS	3:27.115	5	11	6.668	1.660	121.7
4	20	TALBOT AV105 Brooklands	Sports Cars	Michael BIRCH	3:28.977	12	12	8.530	1.862	120.7
5	9	BENTLEY 3/4½	Sports Cars	Stuart MORLEY	3:29.735	3	8	9.288	0.758	120.2
6	22	BENTLEY 3/4½	Sports Cars	James MORLEY	3:31.635	4	6	11.188	1.900	119.1
7	78	JAGUAR SS 100	Sports Cars	Nick FINBURGH	3:33.557	7	7	13.110	1.922	118.1
8	22	BENTLEY 3/4½	Sports Cars	Clive MORLEY	3:38.321	5	6	17.874	4.764	115.5
9	13	BUGATTI Type 35	Sports Cars	Duncan PITTAWAY	3:39.144	5	6	18.697	0.823	115.1
10	29	RILEY Kestrel Sports	Sports Cars	Richard ILIFFE	3:39.438	9	11	18.991	0.294	114.9
11	10	BENTLEY Tourer	Sports Cars	Jock MACKINNON	3:39.919	11	11	19.472	0.481	114.7
12	4	ASTON MARTIN Ulster	Sports Cars	Edward BRADLEY	3:41.734	10	11	21.287	1.815	113.7
13	7	RILEY Brooklands	Sports Cars	Nigel DOWDING	3:46.666	9	11	26.219	4.932	111.2
14	13	BUGATTI Type 35	Sports Cars	Tim DUTTON	3:49.302	4	5	28.855	2.636	110.0
15	78	JAGUAR SS 100	Sports Cars	John BURTON	3:52.775	3	4	32.328	3.473	108.3
16	9	BENTLEY 3/4½	Sports Cars	Richard HUDSON	3:56.199	3	4	35.752	3.424	106.7
17	84	BENTLEY 3/4½	Sports Cars	George ALLEN-ELBOURN	3:56.646	8	8	36.199	0.447	106.5
18	3	TALBOT Lago T150C	Sports Cars	Luc BRANDTS	3:56.847	8	11	36.400	0.201	106.5
19	2	ALFA ROMEO 8C 2300 Zagato Spyder	Sports Cars	Stephan RETTENMAIER	4:05.982	9	10	45.535	9.135	102.5
20	14	BENTLEY 4½	Sports Cars	Guy NORTHAM	4:17.311	9	10	56.864	11.329	98.0
21	84	BENTLEY 3/4½	Sports Cars	William ELBOURN	4:18.028	2	3	57.581	0.717	97.7
22	32	BENTLEY 3/8	Racing Spec	Tim LLEWELLYN			2			
23	35	MORGAN Super Aero	Sports Cars	Sue DARBYSHIRE						
24	46	BENTLEY 3 Litre	Sports Cars	George ALLEN-ELBOURN						
25	46	BENTLEY 3 Litre	Sports Cars	Duncan WILTSHIRE						
26	112	GN Parker	Racing Spec	Ben MAEERS						

Published at:

Race Director Jean-Yves MUNSTERS	Timekeeper Alberto Estebanez 
--	---




8-Pre War Sports Cars SPA SIX HOURS Race

Lap Chart

		Lap												
No	Pos	Grid	1	2	3	4	5	6	7	8	9	10	11	12
32	1	32	32	32	32	32	32	32	32	32	112	70	70	70
70	2	70	70	70	70	112	112	112	112	112	70	112	112	20
112	3	112	112	112	112	70	70	70	70	70	20	20	20	22
20	4	20	22	20	20	20	20	20	20	20	32	22	22	9
22	5	22	20	22	22	22	22	22	22	22	22	9	9	
35	6	35	13	13	13	29	29	10	4	9	9	29	10	
78	7	78	78	29	29	10	10	29	9	10	10	10	29	
13	8	13	29	10	10	4	4	4	7	29	29	78	78	
9	9	9	10	78	78	7	7	7	10	4	78	4	4	
4	10	4	4	4	4	78	9	9	29	78	4	7	7	
29	11	29	7	7	7	9	13	78	78	7	7	13	13	
10	12	10	9	9	9	13	78	13	13	13	13	3	84	
7	13	7	3	2	2	3	3	3	3	3	3	84	3	
3	14	3	2	84	3	2	2	84	84	84	84	2		
46	15	46	84	3	84	14	84	2	2	2	2	14		
84	16	84	14	14	14	84	14	14	14	14	14			
2	17	2												
14	18	14												



September 29, 30
October 1, 2
2022




8-Pre War Sports Cars SPA SIX HOURS Race

Best Sector Times

Sector 1		Sector 2		Sector 3		No Team	Class	Ideal Lap	Best Lap
No Driver	Time	No Driver	Time	No Driver	Time				
1 32 T.LLEWELLYN	56.001	70 G.BURNETT	1:29.845	32 O.LLEWELLYN	51.922	1 70	Sports Cars	3:20.114	3:20.447 (1)
2 70 G.BURNETT	57.703	112 J.MAEERS	1:32.310	70 G.BURNETT	52.566	2 32	Racing Specials	3:23.157	3:25.455 (2)
3 112 J.MAEERS	58.877	9 S.MORLEY	1:32.326	112 J.MAEERS	53.180	3 112	Racing Specials	3:24.367	3:27.115 (3)
4 20 M.BIRCH	1:01.079	22 J.MORLEY	1:33.577	20 M.BIRCH	53.779	4 20	Sports Cars	3:28.977	3:28.977 (4)
5 78 N.FINBURGH	1:01.495	13 D.PITTAWAY	1:33.682	9 S.MORLEY	54.886	5 9	Sports Cars	3:29.570	3:29.735 (5)
6 22 J.MORLEY	1:01.644	20 M.BIRCH	1:34.119	22 J.MORLEY	55.373	6 22	Sports Cars	3:30.594	3:31.635 (6)
7 9 S.MORLEY	1:02.358	32 O.LLEWELLYN	1:35.234	78 N.FINBURGH	55.421	7 78	Sports Cars	3:33.557	3:33.557 (7)
8 13 D.PITTAWAY	1:04.756	7 N.DOWDING	1:36.094	13 D.PITTAWAY	56.685	8 13	Sports Cars	3:35.123	3:39.144 (8)
9 29 R.ILIFFE	1:05.154	10 J.MACKINNON	1:36.387	29 R.ILIFFE	56.753	9 10	Sports Cars	3:38.861	3:39.919 (10)
10 10 J.MACKINNON	1:05.346	78 N.FINBURGH	1:36.641	10 J.MACKINNON	57.128	10 29	Sports Cars	3:39.181	3:39.438 (9)
11 4 E.BRADLEY	1:05.795	4 E.BRADLEY	1:36.872	4 E.BRADLEY	58.625	11 4	Sports Cars	3:41.292	3:41.734 (11)
12 3 L.BRANDTS	1:08.613	29 R.ILIFFE	1:37.274	7 N.DOWDING	1:00.191	12 7	Sports Cars	3:45.638	3:46.666 (12)
13 84 G.ALLEN-ELBOURN	1:09.162	84 G.ALLEN-ELBOURN	1:43.566	3 L.BRANDTS	1:01.913	13 84	Sports Cars	3:55.646	3:56.646 (13)
14 7 N.DOWDING	1:09.353	3 L.BRANDTS	1:46.044	84 G.ALLEN-ELBOURN	1:02.918	14 3	Sports Cars	3:56.570	3:56.847 (14)
15 2 S.RETTENMAIER	1:11.842	2 S.RETTENMAIER	1:49.975	2 S.RETTENMAIER	1:03.713	15 2	Sports Cars	4:05.530	4:05.982 (15)
16 14 G.NORTHAM	1:16.673	14 G.NORTHAM	1:52.823	14 G.NORTHAM	1:07.324	16 14	Sports Cars	4:16.820	4:17.311 (16)



September 29, 30
October 1, 2
2022




8-Pre War Sports Cars SPA SIX HOURS Race

Leader Sequence by Class

No	Team	Car	Start Lap	End Lap	Laps	Total Laps
Racing Specials						
32		BENTLEY 3/8	1	8	8	8
112		GN Parker	9	11	3	3
Sports Cars						
70		ALTA Sports	1	12	12	12



September 29, 30
October 1, 2
2022




8-Pre War Sports Cars SPA SIX HOURS Race

Fastest Lap Sequence

Elapsed	No Team	Car	Class	Driver	Time	Kph	Lap
7:03.092	32	BENTLEY 3/8	Racing Specials	Oliver LLEWELLYN	3:29.751	120.2	2
10:32.641	32	BENTLEY 3/8	Racing Specials	Oliver LLEWELLYN	3:29.549	120.3	3
14:01.003	32	BENTLEY 3/8	Racing Specials	Oliver LLEWELLYN	3:28.362	121.0	4
17:26.458	32	BENTLEY 3/8	Racing Specials	Oliver LLEWELLYN	3:25.455	122.7	5
32:15.402	70	ALTA Sports	Sports Cars	Gareth BURNETT	3:23.263	124.0	9
35:35.849	70	ALTA Sports	Sports Cars	Gareth BURNETT	3:20.447	125.8	10



September 29, 30
October 1, 2
2022



8-Pre War Sports Cars SPA SIX HOURS Race

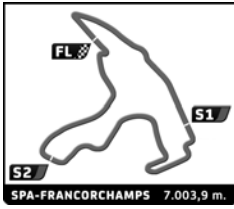
Sector Analysis

— Invalidated Lap ■ Personal Best ■ Session Best **B** Crossing the pit lane

Lap	D	Time	Sector 1	Sector 2	Sector 3	T.Spd	Elapsed	Lap	D	Time	Sector 1	Sector 2	Sector 3	T.Spd	Elapsed
		112	1.Justin MAEERS		GN Parker										
			2.Ben MAEERS		Racing Specials										
1	1	3:35.949	1:02.635	1:38.278	55.036	147.9	3:35.949								
2	1	3:35.334	1:00.579	1:38.842	55.913	153.0	7:11.283								
3	1	3:34.062	1:02.767	1:37.278	54.017	143.6	10:45.345								
4	1	3:28.757	59.991	1:35.482	53.284	161.0	14:14.102								
5	1	3:27.115	59.889	1:34.046	53.180	155.2	17:41.217								
6	1	3:27.940	59.368	1:35.087	53.485	153.0	21:09.157								
7	1	3:37.330 B	59.711	1:34.382	1:03.237	160.0	24:46.487								
8	1	3:59.561	1:29.568	1:36.299	53.694	142.3	28:46.048								
9	1	3:27.829	58.877	1:33.536	55.416	147.5	32:13.877								
10	1	3:28.056	59.933	1:33.304	54.819	145.9	35:41.933								
11	1	3:29.846	1:01.614	1:32.310	55.922	136.2	39:11.779								

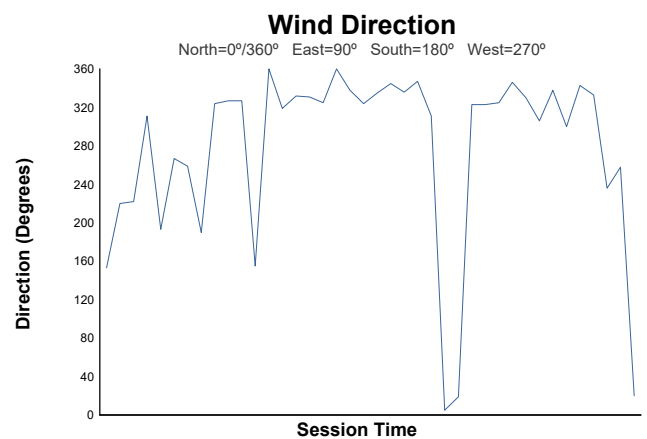
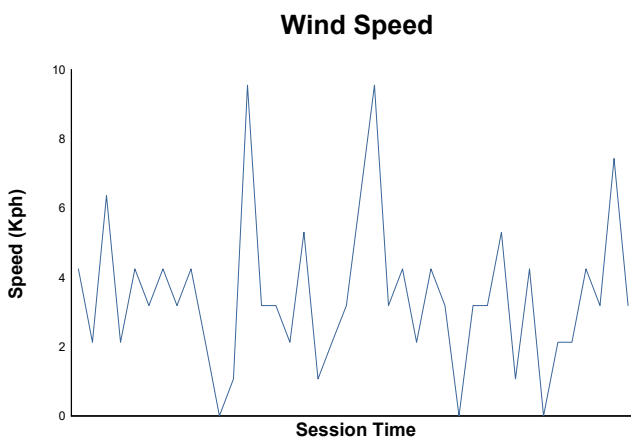
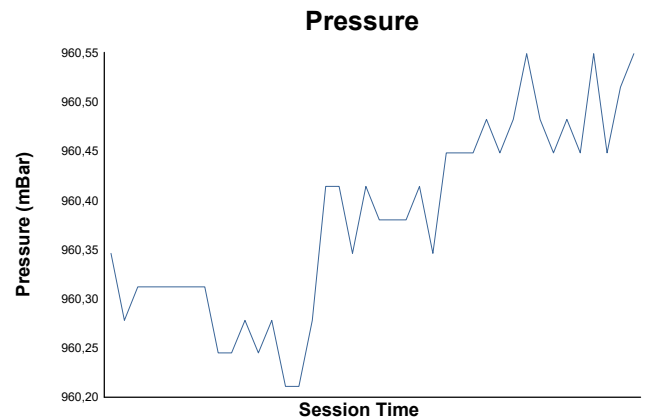
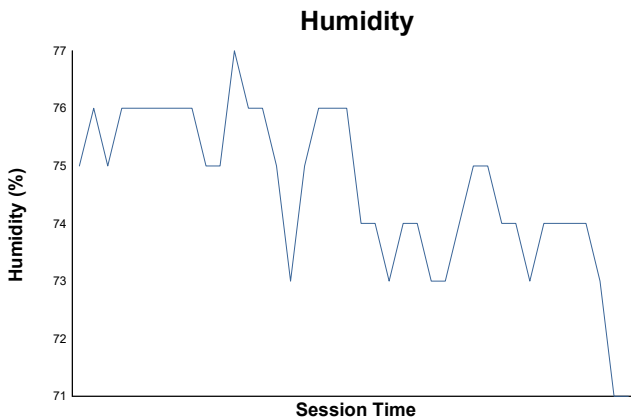
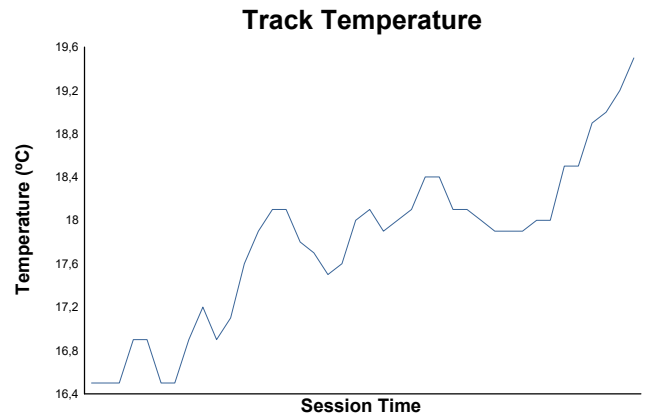
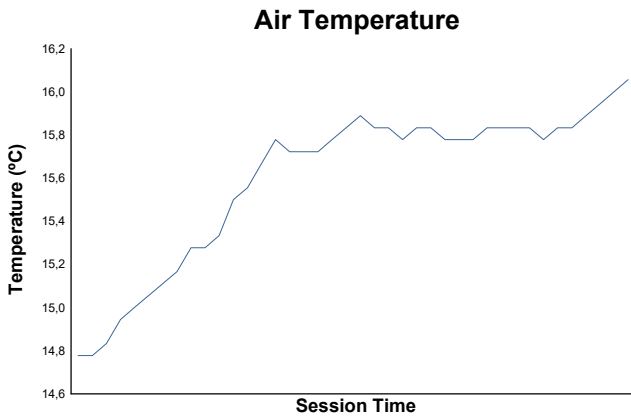


September 29, 30
October 1, 2
2022



SPA SIX HOURS 8-Pre War Sports Cars Race

Weather Report



Track Status: **DRY**