



BENTLEY CENTENARY TROPHY FOR PRE-WAR SPORTS CARS

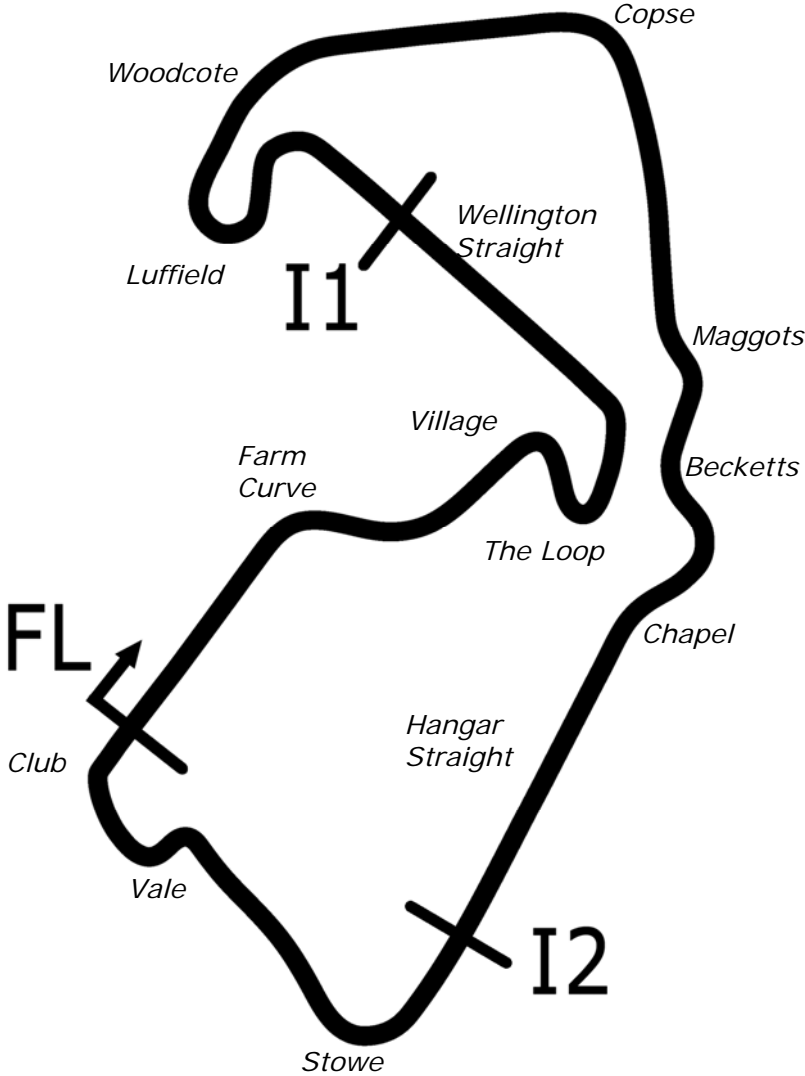
Silverstone GP Circuit

26th - 28th July 2019



Results Provided by Timing Solutions Ltd
www.tsl-timing.com

Silverstone GP



SPORTS TIMING

TIMING SOLUTIONS LTD



Length	3.6605 miles	5891.0 m	
FL		52.06826 N	1.02344 W
I1	1932m	52.07603 N	1.01669 W
I2	4756m	52.06559 N	1.01486 W
International Pit Entry-Pit Exit 512m, 30.7s @60kph, 23.0s @80kph			
National Pit Entry-Pit Exit 336m, 20.2s @60kph, 15.1s @80kph			
Start Line Offset-132.3m			

All results available at www.tsl-timing.com


Silverstone Classic
Bentley Centenary Trophy for Pre-War Sports Cars
QUALIFYING - RACE 10 - CLASSIFICATION

Sheet No:	Issue Time:
------------------	--------------------

POS	NO	CL	PIC NAME	ENTRY	TIME	ON	LAPS	GAP	DIFF	MPH
1	8	PW7	1	Rudiger FRIEDRICHS	Alvis Firefly 4.3	2:51.737	5	7		76.73
2	11	PW1	1	WAKEMAN / BL'-EDWARDS	Frazer Nash Super Sports	2:52.228	7	8	0.491	76.51
3	52	PW6	1	Gareth BURNETT	Alta Sports	2:55.759	6	6	4.022	74.97
4	20	PW7	2	Michael BIRCH	Talbot AV105 Brooklands JJ93	2:57.398	8	8	5.661	74.28
5	39	PW SP	1	O.LLEWELLYN / T.LLEWELLYN	Bentley 3/8	2:58.854	3	8	7.117	73.67
6	45	PW7	3	KEELING / LOCKIE	Delahaye 135	2:59.685	8	8	7.948	73.33
7	54	PW5	1	BARRIE / PRILL	BMW 328	3:00.858	7	8	9.121	72.86
8	77	PW6	2	Niklas HALUSA	Alfa Romeo 8C 2300 Zagato Spyder	3:02.202	3	8	10.465	72.32
9	9	PW3	1	HUDSON / MORLEY	Bentley 3/4½	3:02.516	7	8	10.779	72.20
10	35	PW1	2	DARBYSHIRE / CAMERON	Morgan Super Aero	3:02.912	2	8	11.175	72.04
11	15	PW4	1	BRIGGS / ARCHER	Aston Martin Ulster LM15	3:05.987	3	8	14.250	70.85
12	21	PW5	2	Alan MIDDLETON	Aston Martin Speed 'Red Dragon	3:06.303	3	4	14.566	70.73
13	71	PW7	4	Till BECHTOLSHEIMER	Talbot Lago T150C	3:07.125	6	7	15.388	70.42
14	5	PW4	2	E.BRADLEY / R.BRADLEY	Aston Martin Ulster	3:07.748	3	8	16.011	70.18
15	4	PW3	2	C.MORLEY / J.MORLEY	Bentley 3/4½	3:08.474	3	7	16.737	69.91
16	36	PW3	3	FISKEN / BREWSTER	Vauxhall 30/98 The Hughes Special	3:09.470	2	7	17.733	69.55
17	42	PW7	5	David COOKE	Alfa Romeo 8C Monza	3:10.272	6	8	18.535	69.25
18	75	PW SP	2	Matt WALTON	Bentley 3/8	3:11.367	5	7	19.630	68.86
19	27	PW5	3	Peter DUBSKY	Aston Martin 15/98 2-seater	3:12.292	8	8	20.555	68.53
20	51	PW7	6	C. BALL / N. BALL	Invicta S-Type Low Chassis	3:13.116	6	7	21.379	68.23
21	14	PW5	4	Robert BLAKEMORE	Aston Martin Speed Model	3:13.329	7	7	21.592	68.16
22	7	PW5	5	Heinz STAMM	Aston Martin 2 Litre Speed	3:13.456	6	7	21.719	68.11
23	17	PW4	3	MASON-FRANCHITTI / WOOD	Aston Martin Ulster LM17	3:14.447	1	8	22.710	67.77
24	26	PW3	4	M.LITTLEWOOD/A.LITTLEWOOD	Bentley 3/4½	3:14.476	3	6	22.739	67.76
25	31	PW7	7	Trevor SWETE	Invicta S-Type	3:15.349	6	8	23.612	67.45
26	19	PW5	6	David OZANNE	Aston Martin 2 Litre Speed Model	3:16.405	7	7	24.668	67.09
27	24	PW SP	3	David AYRE	Barnato Hassan Special	3:16.505	7	7	24.768	67.06
28	22	PW7	8	Robert LEWIS	Lagonda V12 Le Mans	3:16.738	8	8	25.001	66.98
29	2	PW3	5	Martin OVERINGTON	Bentley 4½ Blower	3:16.955	2	6	25.218	66.90
30	48	PW3	6	STEWART / ELBOURN	Bentley 3/4½	3:17.742	6	7	26.005	66.64
31	57	PW3	7	GALLIERS-PRATT / BL'-EDWARDS	Bentley 3/4.5	3:18.076	2	7	26.339	66.52
32	41	PW7	9	A.BROWN / R.BROWN	Invicta Low Chassis	3:18.208	6	6	26.471	66.48
33	16	PW2	1	Jock MACKINNON	Bentley 3 litre Tourer	3:20.488	5	7	28.751	65.72
34	84	PW3	8	Neil SANDWITH	Bentley 3/4½	3:20.681	6	7	28.944	65.66
35	12	PW6	3	Chris LUNN	Talbot 105 Sports Team Car	3:20.686	3	8	28.949	65.66
36	3	PW1	3	Simon EDWARDS	Morgan Super Aero	3:21.572	4	5	29.835	65.37
37	40	PW7	10	Richard REAY-SMITH	Lagonda LG45 Fox & Nicholls Team Car	3:22.252	7	7	30.515	65.15
38	38	PW4	4	Christopher SCOTT-MACKIRDY	Aston Le Mans	3:23.535	6	7	31.798	64.74
39	140	PW4	5	KING / PLANT	Morgan 4/4 Le Mans	3:25.471	2	2	33.734	64.13
40	23	PW3	9	BELL / WELCH	Bentley 3/4½	3:27.842	4	7	36.105	63.40
41	46	PW2	2	WILTSHIRE / SHOOSMITH	Bentley 3 Litre	3:30.840	2	6	39.103	62.50
42	70	PW3	10	Graham GOODWIN	Bentley 4½ Le Mans Rep	3:32.426	7	7	40.689	62.03
43	6	PW3	11	J.WARD / T.WARD	Bentley 4½	3:33.039	6	6	41.302	61.85
44	34	PW3	12	W.ELBOURN SNR / G.ELBOURN	Bentley 3/4½	3:33.182	7	7	41.445	61.81
45	33	PW4	6	SALISBURY / MELLORS	Aston Martin Ulster	3:36.824	5	6	45.087	60.77
46	32	PW7	11	P.BRADFIELD / G.BRADFIELD	Invicta S Type	3:36.956	2	6	45.219	60.73
47	18	PW3	13	Guy NORTHAM	Bentley 4½	3:43.523	7	7	51.786	58.95
48	37	PW4	7	SEBBA / COLE	Morgan 4-4	3:48.940	6	6	57.203	57.56
49	43	PW4	8	Tarek MAHMOUD	Aston Martin Le Mans	3:50.579	6	6	58.842	57.15
50	10	PW2	3	Vivian BUSH	Bentley 3 litre	3:52.124	5	6	1:00.387	56.77
51	47*	PW4	9	STOCH / POTOCKI	Aston Martin International	3:57.956	3	4	1:06.219	55.37
52	1	PW2	4	Martin HALUSA	Bugatti 35C/B			0		

*Car 47 requires a working transponder - Regulation Q12.2.1 refers.

Weather / Track : Cloudy / Dry

These results are provisional until the conclusion of any judicial and technical matters.

Silverstone GP

Circuit Length = 3.6604 miles

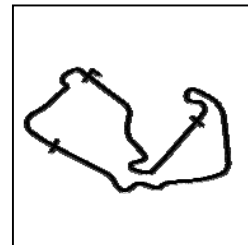
Start: 12:46 Flag 13:13 End: 13:19

Clerk Of Course :	Steward :	Timekeeper :

Silverstone Classic

Bentley Centenary Trophy for Pre-War Sports Cars

QUALIFYING - RACE 10 - SECTOR ANALYSIS



SECTOR 1 = FL to I1, SECTOR 2 = I1 to I2, SECTOR 3 = I2 to FL, DIFF = Difference To Personal Best Lap, P = Crossed Finish Line in Pit Lane, D = Time Disallowed

P1		8 PW7		Rudiger FRIEDRICHS			Alvis Firefly 4.3				
IDEAL LAP TIME : 2:51.016		BEST LAP TIME : 2:51.737			DIFFERENCE : 0.721						
LAP	SECTOR 1		SECTOR 2		SECTOR 3		LAP TIME	MPH	DIFF	TIME OF DAY	
1 -	52.029	98.6	1:24.900	111.2	36.532	80.6	2:53.461	75.96	1.724	12:51:59.248	
2 -	51.834	105.0	1:24.349	112.0	38.105	68.4	2:54.288	75.60	2.551	12:54:53.536	
3 -	52.140	104.3	1:23.713	113.7	37.895	78.8	2:53.748	75.84	2.011	12:57:47.284	
4 -	52.638	108.5	1:23.485	114.9	36.625	77.4	2:52.748 (3)	76.28	1.011	13:00:40.032	
5 -	51.886	109.8	1:23.560	113.5	36.291	82.2	2:51.737 (1)	76.73		13:03:31.769	
6 -	52.135	106.3	1:23.981	113.3	36.060	80.1	2:52.176 (2)	76.53	0.439	13:06:23.945	
7 -	52.725	106.0	1:23.180	113.9	36.851	81.8	2:52.756	76.27	1.019	13:09:16.701	

P2		11 PW1		WAKEMAN / BL'-EDWARDS			Frazer Nash Super Sports				
IDEAL LAP TIME : 2:51.951		BEST LAP TIME : 2:52.228			DIFFERENCE : 0.277						
LAP	SECTOR 1		SECTOR 2		SECTOR 3		LAP TIME	MPH	DIFF	TIME OF DAY	
1 -	54.575	95.5	1:25.444	99.7	35.401	78.3	2:55.420	75.12	3.192	12:52:00.739	
2 -	52.738	96.6	1:25.223	99.1	35.535	76.8	2:53.496 (2)	75.95	1.268	12:54:54.235	
3 -	OUTLAP			95.0	37.212	73.5	3:45.526	58.43	53.298	12:58:39.761	
4 -	58.192	92.6	1:27.009	101.8	36.415	75.4	3:01.616	72.55	9.388	13:01:41.377	
5 -	OUTLAP			98.6	36.961	76.8	3:57.288	55.53	1:05.060	13:05:38.665	
6 -	52.744	96.5	1:25.872	98.9	35.383	78.5	2:53.999 (3)	75.73	1.771	13:08:32.664	
7 -	53.015	97.1	1:23.978	100.0	35.235	78.4	2:52.228 (1)	76.51		13:11:24.892	
8 -	52.963	96.4	1:24.795	100.3	37.027	68.0	2:54.785	75.39	2.557	13:14:19.677	

P3		52 PW6		Gareth BURNETT			Alta Sports				
IDEAL LAP TIME : 2:54.956		BEST LAP TIME : 2:55.759			DIFFERENCE : 0.803						
LAP	SECTOR 1		SECTOR 2		SECTOR 3		LAP TIME	MPH	DIFF	TIME OF DAY	
1 -	58.892	86.5	1:35.289	87.8	39.010	69.1	3:13.191	68.21	17.432	12:52:27.412	
2 -	57.621	86.7	1:31.049	92.1	37.655	73.1	3:06.325	70.72	10.566	12:55:33.737	
3 -	56.167	93.3	1:30.428	92.8	37.571	76.6	3:04.166 (3)	71.55	8.407	12:58:37.903	
4 -	OUTLAP			82.0	40.010	78.2	10:40.518	20.57	7:44.759	13:05:18.421	
5 -	51.954	99.7	1:29.109	94.3	36.970	74.7	2:58.033 (2)	74.01	2.274	13:12:16.454	
6 -	52.757	98.9	1:26.808	101.6	36.194	76.6	2:55.759 (1)	74.97		13:15:12.213	

P4		20 PW7		Michael BIRCH			Talbot AV105 Brooklands JJ93				
IDEAL LAP TIME : 2:56.768		BEST LAP TIME : 2:57.398			DIFFERENCE : 0.630						
LAP	SECTOR 1		SECTOR 2		SECTOR 3		LAP TIME	MPH	DIFF	TIME OF DAY	
1 -	OUTLAP			100.0	38.209	76.8	3:34.623	61.39	37.225	12:52:47.867	
2 -	55.350	96.5	1:28.017	102.1	37.586	76.4	3:00.953	72.82	3.555	12:55:48.820	
3 -	55.084	99.1	1:28.660	101.5	38.379	67.5	3:02.123	72.35	4.725	12:58:50.943	
4 -	55.185	100.1	1:28.568	102.7	37.535	76.2	3:01.288	72.68	3.890	13:01:52.231	
5 -	54.664	98.9	1:28.621	102.9	36.785	77.1	3:00.070 (3)	73.18	2.672	13:04:52.301	
6 -	53.677	98.9	1:26.435	103.7	37.732	76.0	2:57.844 (2)	74.09	0.446	13:07:50.145	
7 -	54.092	101.6	1:29.581	99.1	38.435	76.3	3:02.108	72.36	4.710	13:10:52.253	
8 -	54.201	99.8	1:26.306	103.4	36.891	77.7	2:57.398 (1)	74.28		13:13:49.651	

P5		39 PW SP		O.LLEWELLYN / T.LLEWELLYN			Bentley 3/8				
IDEAL LAP TIME : 2:57.989		BEST LAP TIME : 2:58.854			DIFFERENCE : 0.865						
LAP	SECTOR 1		SECTOR 2		SECTOR 3		LAP TIME	MPH	DIFF	TIME OF DAY	
1 -	55.329	88.6	1:32.012	105.6	38.749	71.9	3:06.090	70.81	7.236	12:53:51.157	
2 -	56.527	92.1	1:27.569	97.1	39.892	77.2	3:03.988	71.62	5.134	12:56:55.145	
3 -	54.788	96.4	1:26.374	110.9	37.692	79.7	2:58.854 (1)	73.67		12:59:53.999	
4 -	OUTLAP			115.1	39.731	79.7	4:05.564	53.66	1:06.710	13:03:59.563	
5 -	56.168	89.7	1:31.596	105.8	38.172	77.3	3:05.936	70.87	7.082	13:07:05.499	
6 -	54.073	93.7	1:26.580	105.5	38.945	78.3	2:59.598 (2)	73.37	0.744	13:10:05.097	
7 -	56.415	93.9	1:26.224	114.1	38.726	80.1	3:01.365	72.65	2.511	13:13:06.462	
8 -	54.196	101.5	1:27.517	108.0	39.617	77.4	3:01.330 (3)	72.67	2.476	13:16:07.792	

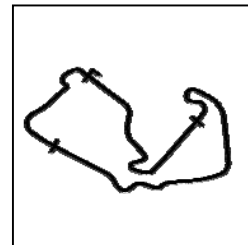
Weather / Track : Cloudy / Dry

Silverstone GP
Circuit Length = 3.6604 miles
Start: 12:46 Flag 13:13 End: 13:19

Silverstone Classic

Bentley Centenary Trophy for Pre-War Sports Cars

QUALIFYING - RACE 10 - SECTOR ANALYSIS



SECTOR 1 = FL to I1, SECTOR 2 = I1 to I2, SECTOR 3 = I2 to FL, DIFF = Difference To Personal Best Lap, P = Crossed Finish Line in Pit Lane, D = Time Disallowed

P6 45 PW7 KEELING / LOCKIE		Delahaye 135					
IDEAL LAP TIME : 2:59.144		BEST LAP TIME : 2:59.685		DIFFERENCE : 0.541			
LAP	SECTOR 1	SECTOR 2	SECTOR 3	LAP TIME	MPH	DIFF	TIME OF DAY
1 -	1:02.589 81.7	1:31.239 103.0	38.307 76.5	3:12.135	68.58	12.450	12:53:16.982
2 -	56.173 96.8	1:29.435 104.2	37.648 76.0	3:03.256	71.90	3.571	12:56:20.238
3 -	55.907 101.0	1:27.788 101.0	38.981 74.2	3:02.676 (3)	72.13	2.991	12:59:22.914
4 -	59.525 83.1	1:33.293 98.9	39.092 73.7	3:11.910	68.66	12.225	13:02:34.824
5 -	OUTLAP	103.5	39.304 75.8	4:12.150	52.26	1:12.465	13:06:46.974
6 -	54.943 98.8	1:30.519 105.0	37.950 77.4	3:03.412	71.84	3.727	13:09:50.386
7 -	54.439 100.4	1:28.937 105.1	37.450 77.4	3:00.826 (2)	72.87	1.141	13:12:51.212
8 -	54.515 101.9	1:28.253 106.0	36.917 77.0	2:59.685 (1)	73.33		13:15:50.897

P7 54 PW5 BARRIE / PRILL		BMW 328					
IDEAL LAP TIME : 3:00.198		BEST LAP TIME : 3:00.858		DIFFERENCE : 0.660			
LAP	SECTOR 1	SECTOR 2	SECTOR 3	LAP TIME	MPH	DIFF	TIME OF DAY
1 -	58.191 90.1	1:33.654 102.6	39.704 71.3	3:11.549	68.79	10.691	12:52:31.922
2 -	57.880 91.3	1:32.325 103.5	38.944 70.8	3:09.149	69.66	8.291	12:55:41.071
3 -	56.251 93.5	1:32.964 103.7	40.308 69.1	3:09.523	69.53	8.665	12:58:50.594
4 -	57.429 99.2	1:32.552 103.8	39.174 73.0	3:09.155	69.66	8.297	13:01:59.749
5 -	OUTLAP	101.5	41.250 63.9	4:35.123	47.89	1:34.265	13:06:34.872
6 -	57.667 86.9	1:31.208 104.5	38.496 73.5	3:07.371 (3)	70.32	6.513	13:09:42.243
7 -	55.184 101.0	1:27.564 105.8	38.110 74.3	3:00.858 (1)	72.86		13:12:43.101
8 -	58.143 96.1	1:28.960 106.3	37.450 74.6	3:04.553 (2)	71.40	3.695	13:15:47.654

P8 77 PW6 Niklas HALUSA		Alfa Romeo 8C 2300 Zagato Spyder					
IDEAL LAP TIME : 3:00.846		BEST LAP TIME : 3:02.202		DIFFERENCE : 1.356			
LAP	SECTOR 1	SECTOR 2	SECTOR 3	LAP TIME	MPH	DIFF	TIME OF DAY
1 -	58.684 87.0	1:30.295 99.5	39.547 74.5	3:08.526	69.89	6.324	12:52:32.259
2 -	56.807 93.9	1:28.517 98.9	37.850 75.4	3:03.174 (2)	71.94	0.972	12:55:35.433
3 -	55.632 96.1	1:28.936 99.5	37.634 74.3	3:02.202 (1)	72.32		12:58:37.635
4 -	58.627 94.5	1:28.319 99.7	38.003 75.8	3:04.949	71.25	2.747	13:01:42.584
5 -	54.978 95.5	1:31.212 100.0	38.255 74.7	3:04.445	71.44	2.243	13:04:47.029
6 -	56.163 94.9	1:29.624 100.6	38.549 75.7	3:04.336 (3)	71.48	2.134	13:07:51.365
7 -	54.893 97.3	1:30.375 104.2	39.874 72.5	3:05.142	71.17	2.940	13:10:56.507
8 -	58.537 91.9	1:28.337 100.6	39.034 73.3	3:05.908	70.88	3.706	13:14:02.415

P9 9 PW3 HUDSON / MORLEY		Bentley 3/4½					
IDEAL LAP TIME : 3:02.516		BEST LAP TIME : 3:02.516		DIFFERENCE : 0.000			
LAP	SECTOR 1	SECTOR 2	SECTOR 3	LAP TIME	MPH	DIFF	TIME OF DAY
1 -	1:03.244 90.4	1:33.627 98.2	40.792 71.3	3:17.663	66.66	15.147	12:53:00.515
2 -	58.245 94.3	1:32.122 99.4	40.201 70.9	3:10.568	69.15	8.052	12:56:11.083
3 -	58.211 94.1	1:32.096 100.3	39.790 66.9	3:10.097	69.32	7.581	12:59:21.180
4 -	1:01.728 70.1	1:36.326 92.3	40.174 73.5	3:18.228	66.47	15.712	13:02:39.408
5 -	OUTLAP	97.5	39.249 70.3	3:54.451	56.20	51.935	13:06:33.859
6 -	57.962 95.7	1:29.916 98.1	38.325 70.5	3:06.203 (3)	70.77	3.687	13:09:40.062
7 -	56.071 96.5	1:28.563 100.3	37.882 71.4	3:02.516 (1)	72.20		13:12:42.578
8 -	57.049 93.8	1:29.601 99.4	37.882 69.1	3:04.532 (2)	71.41	2.016	13:15:47.110

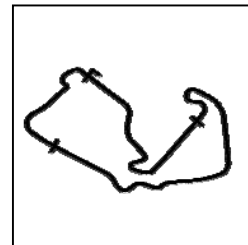
Weather / Track : Cloudy / Dry

Silverstone GP
Circuit Length = 3.6604 miles
Start: 12:46 Flag 13:13 End: 13:19

Silverstone Classic

Bentley Centenary Trophy for Pre-War Sports Cars

QUALIFYING - RACE 10 - SECTOR ANALYSIS



SECTOR 1 = FL to I1, SECTOR 2 = I1 to I2, SECTOR 3 = I2 to FL, DIFF = Difference To Personal Best Lap, P = Crossed Finish Line in Pit Lane, D = Time Disallowed

P10 35 PW1		DARBYSHIRE / CAMERON		Morgan Super Aero						
IDEAL LAP TIME : 3:02.209		BEST LAP TIME : 3:02.912		DIFFERENCE : 0.703						
LAP	SECTOR 1		SECTOR 2		SECTOR 3		LAP TIME	MPH	DIFF	TIME OF DAY
1 -	58.431	88.4	1:32.471	97.1	38.050	69.4	3:08.952 (3)	69.74	6.040	12:53:07.210
2 -	56.431	93.5	1:28.952	98.9	37.529	73.5	3:02.912 (1)	72.04		12:56:10.122
3 -	55.728	94.5	1:29.932	97.1	38.391	72.8	3:04.051 (2)	71.59	1.139	12:59:14.173
4 -	OUTLAP			92.6	41.833	69.8	4:04.510	53.89	1:01.598	13:03:18.683
5 -	59.619	92.5	1:33.516	96.6	40.115	68.9	3:13.250	68.19	10.338	13:06:31.933
6 -	1:00.117	83.6	1:33.946	98.6	39.486	71.0	3:13.549	68.08	10.637	13:09:45.482
7 -	58.659	93.3	1:31.507	98.8	39.615	70.6	3:09.781	69.43	6.869	13:12:55.263
8 -	57.592	93.5	1:32.248	93.7	40.164	70.1	3:10.004	69.35	7.092	13:16:05.267

P11 15 PW4		BRIGGS / ARCHER		Aston Martin Ulster LM15						
IDEAL LAP TIME : 3:05.809		BEST LAP TIME : 3:05.987		DIFFERENCE : 0.178						
LAP	SECTOR 1		SECTOR 2		SECTOR 3		LAP TIME	MPH	DIFF	TIME OF DAY
1 -	57.134	87.2	1:30.788	92.4	45.628	68.8	3:13.550	68.08	7.563	12:52:22.559
2 -	57.685	84.9	1:35.274	91.8	38.063	68.6	3:11.022 (3)	68.98	5.035	12:55:33.581
3 -	57.312	88.6	1:30.635	95.3	38.040	66.9	3:05.987 (1)	70.85		12:58:39.568
4 -	OUTLAP			92.5	42.497	60.6	4:08.488	53.03	1:02.501	13:02:48.056
5 -	1:00.181	88.0	1:32.849	92.4	39.231	67.2	3:12.261	68.54	6.274	13:06:00.317
6 -	57.976	87.6	1:33.219	92.3	39.484	66.8	3:10.679 (2)	69.10	4.692	13:09:10.996
7 -	59.510	88.6	1:33.176	88.7	41.026	61.3	3:13.712	68.02	7.725	13:12:24.708
8 -	59.242	86.7	1:33.488	92.1	39.689	65.9	3:12.419	68.48	6.432	13:15:37.127

P12 21 PW5		Alan MIDDLETON		Aston Martin Speed 'Red Dragon						
IDEAL LAP TIME : 3:06.127		BEST LAP TIME : 3:06.303		DIFFERENCE : 0.176						
LAP	SECTOR 1		SECTOR 2		SECTOR 3		LAP TIME	MPH	DIFF	TIME OF DAY
1 -	59.321	63.7	1:35.340	94.1	40.089	67.2	3:14.750	67.66	8.447	12:54:20.326
2 -	59.453	86.9	1:33.646	97.2	39.970	70.4	3:13.069 (3)	68.25	6.766	12:57:33.395
3 -	56.695	93.0	1:30.108	99.1	39.500	65.2	3:06.303 (1)	70.73		13:00:39.698
4 -	58.200	93.2	1:30.259	97.5	39.324	71.3	3:07.783 (2)	70.17	1.480	13:03:47.481

P13 71 PW7		Till BECHTOLSHEIMER		Talbot Lago T150C						
IDEAL LAP TIME : 3:05.978		BEST LAP TIME : 3:07.125		DIFFERENCE : 1.147						
LAP	SECTOR 1		SECTOR 2		SECTOR 3		LAP TIME	MPH	DIFF	TIME OF DAY
1 -	58.184	89.2	1:32.279	98.1	39.028	73.1	3:09.491	69.54	2.366	12:55:47.914
2 -	57.669	93.5	1:33.032	98.6	38.838	73.7	3:09.539	69.52	2.414	12:58:57.453
3 -	57.613	87.1	1:32.699	97.3	39.344	73.9	3:09.656	69.48	2.531	13:02:07.109
4 -	56.720	94.9	1:31.841	99.4	39.322	72.8	3:07.883 (2)	70.13	0.758	13:05:14.992
5 -	OUTLAP			98.2	40.295	70.1	4:33.716	48.14	1:26.591	13:09:48.708
6 -	57.513	92.4	1:30.420	102.2	39.192	74.8	3:07.125 (1)	70.42		13:12:55.833
7 -	57.351	89.5	1:31.828	101.9	39.161	71.0	3:08.340 (3)	69.96	1.215	13:16:04.173

P14 5 PW4		E.BRADLEY / R.BRADLEY		Aston Martin Ulster						
IDEAL LAP TIME : 3:07.748		BEST LAP TIME : 3:07.748		DIFFERENCE : 0.000						
LAP	SECTOR 1		SECTOR 2		SECTOR 3		LAP TIME	MPH	DIFF	TIME OF DAY
1 -	59.664	81.6	1:32.481	85.0	38.486	67.3	3:10.631	69.12	2.883	12:53:04.163
2 -	58.885	83.0	1:32.317	84.0	38.447	68.0	3:09.649 (2)	69.48	1.901	12:56:13.812
3 -	58.172	84.7	1:31.196	89.3	38.380	66.7	3:07.748 (1)	70.18		12:59:21.560
4 -	1:02.983	84.8	1:33.864	86.4	38.512	67.3	3:15.359	67.45	7.611	13:02:36.919
5 -	59.342	82.5	1:31.749	87.6	38.574	67.8	3:09.665 (3)	69.47	1.917	13:05:46.584
6 -	OUTLAP			84.7	43.715	60.5	4:12.550	52.17	1:04.802	13:09:59.134
7 -	1:05.218	81.1	1:39.961	84.0	43.034	60.0	3:28.213	63.28	20.465	13:13:27.347
8 -	1:03.928	77.9	1:39.535	83.6	42.294	58.4	3:25.757	64.04	18.009	13:16:53.104

Weather / Track : Cloudy / Dry

Silverstone GP

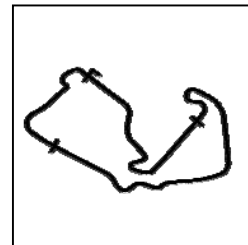
Circuit Length = 3.6604 miles

Start: 12:46 Flag 13:13 End: 13:19

Silverstone Classic

Bentley Centenary Trophy for Pre-War Sports Cars

QUALIFYING - RACE 10 - SECTOR ANALYSIS



SECTOR 1 = FL to I1, SECTOR 2 = I1 to I2, SECTOR 3 = I2 to FL, DIFF = Difference To Personal Best Lap, P = Crossed Finish Line in Pit Lane, D = Time Disallowed

P15		4 PW3		C.MORLEY / J.MORLEY		Bentley 3/4½	
IDEAL LAP TIME : 3:08.264		BEST LAP TIME : 3:08.474		DIFFERENCE : 0.210			
LAP	SECTOR 1	SECTOR 2	SECTOR 3	LAP TIME	MPH	DIFF	TIME OF DAY
1 -	58.428	92.4	1:31.575	99.7	38.982	68.5	3:08.985 (2) 69.72 0.511 12:52:49.903
2 -	57.714	91.8	1:31.568	97.3	40.135	67.9	3:09.417 (3) 69.57 0.943 12:55:59.320
3 -	57.736	92.6	1:31.700	97.5	39.038	68.6	3:08.474 (1) 69.91 12:59:07.794
4 -	OUTLAP		91.4	42.010	72.7		4:09.504 52.81 1:01.030 13:03:17.298
5 -	59.052	91.4	1:34.635	97.1	40.274	69.9	3:13.961 67.94 5.487 13:06:31.259
6 -	58.840	92.3	1:34.734	89.2	39.981	69.9	3:13.555 68.08 5.081 13:09:44.814
7 -	59.735	85.9	1:35.128	91.5	41.728	68.3	3:16.591 67.03 8.117 13:13:01.405

P16		36 PW3		FISKEN / BREWSTER		Vauxhall 30/98 The Hughes Special	
IDEAL LAP TIME : 3:08.766		BEST LAP TIME : 3:09.470		DIFFERENCE : 0.704			
LAP	SECTOR 1	SECTOR 2	SECTOR 3	LAP TIME	MPH	DIFF	TIME OF DAY
1 -	1:02.647	85.5	1:34.624	93.9	39.751	65.8	3:17.022 66.88 7.552 12:53:18.306
2 -	58.143	88.8	1:32.306	93.9	39.021	65.9	3:09.470 (1) 69.55 12:56:27.776
3 -	OUTLAP		94.1	41.192	62.1		4:38.469 47.32 1:28.999 13:01:06.245
4 -	1:00.354	88.6	1:36.580	95.1	40.073	69.9	3:17.007 66.88 7.537 13:04:23.252
5 -	59.705	90.4	1:33.619	95.8	40.320	67.6	3:13.644 (3) 68.05 4.174 13:07:36.896
6 -	59.537	89.8	1:35.472	94.9	39.232	70.5	3:14.241 67.84 4.771 13:10:51.137
7 -	58.906	90.5	1:33.907	95.4	40.163	65.5	3:12.976 (2) 68.28 3.506 13:14:04.113

P17		42 PW7		David COOKE		Alfa Romeo 8C Monza	
IDEAL LAP TIME : 3:07.316		BEST LAP TIME : 3:10.272		DIFFERENCE : 2.956			
LAP	SECTOR 1	SECTOR 2	SECTOR 3	LAP TIME	MPH	DIFF	TIME OF DAY
1 -	1:00.201	80.5	1:32.666	98.6	39.993	72.4	3:12.860 68.32 2.588 12:53:38.662
2 -	56.523	81.6	1:38.604	94.6	42.386	67.1	3:17.513 66.71 7.241 12:56:56.175
3 -	1:00.109	91.9	1:32.062	98.6	39.888	73.9	3:12.059 68.61 1.787 13:00:08.234
4 -	57.996	90.0	1:33.662	99.2	40.167	73.4	3:11.825 (3) 68.69 1.553 13:03:20.059
5 -	59.225	87.7	1:32.688	98.6	40.734	68.8	3:12.647 68.40 2.375 13:06:32.706
6 -	58.544	83.8	1:32.997	96.6	38.731	72.4	3:10.272 (1) 69.25 13:09:42.978
7 -	57.877	93.3	1:34.223	98.5	39.612	68.2	3:11.712 (2) 68.73 1.440 13:12:54.690
8 -	58.837	77.4	1:45.234	91.0	44.016	62.1	3:28.087 63.32 17.815 13:16:22.777

P18		75 PW SP		Matt WALTON		Bentley 3/8	
IDEAL LAP TIME : 3:09.494		BEST LAP TIME : 3:11.367		DIFFERENCE : 1.873			
LAP	SECTOR 1	SECTOR 2	SECTOR 3	LAP TIME	MPH	DIFF	TIME OF DAY
1 -	1:06.433	71.0	1:36.316	91.8	40.592	65.5	3:23.341 64.80 11.974 12:54:18.436
2 -	1:01.767	84.8	1:33.668	91.9	40.815	67.0	3:16.250 67.14 4.883 12:57:34.686
3 -	59.842	83.5	1:32.976	100.9	38.970	70.1	3:11.788 (2) 68.71 0.421 13:00:46.474
4 -	59.680	91.9	1:33.124	99.1	39.880	67.9	3:12.684 (3) 68.39 1.317 13:03:59.158
5 -	59.034	91.9	1:32.609	99.1	39.724	68.4	3:11.367 (1) 68.86 13:07:10.525
6 -	57.915	83.4	1:33.753	99.7	41.640	65.7	3:13.308 68.16 1.941 13:10:23.833
7 -	OUTLAP		98.8	39.926	67.3		5:30.776 39.83 2:19.409 13:15:54.609

P19		27 PW5		Peter DUBSKY		Aston Martin 15/98 2-seater	
IDEAL LAP TIME : 3:10.454		BEST LAP TIME : 3:12.292		DIFFERENCE : 1.838			
LAP	SECTOR 1	SECTOR 2	SECTOR 3	LAP TIME	MPH	DIFF	TIME OF DAY
1 -	1:00.839	85.3	1:38.898	91.9	40.948	68.6	3:20.685 65.66 8.393 12:54:04.085
2 -	58.945	88.7	1:37.381	94.5	39.645	70.4	3:15.971 67.24 3.679 12:57:20.056
3 -	58.127	90.5	1:38.196	96.4	42.913	65.7	3:19.236 66.14 6.944 13:00:39.292
4 -	58.788	87.9	1:34.089	94.2	40.472	67.7	3:13.349 (2) 68.15 1.057 13:03:52.641
5 -	59.444	87.2	1:36.529	90.1	40.202	67.8	3:16.175 67.17 3.883 13:07:08.816
6 -	59.042	88.7	1:36.034	92.6	40.480	65.6	3:15.556 (3) 67.38 3.264 13:10:24.372
7 -	1:01.085	86.3	1:35.048	90.8	39.741	66.4	3:15.874 67.27 3.582 13:13:40.246
8 -	59.070	86.3	1:32.682	92.6	40.540	64.5	3:12.292 (1) 68.53 13:16:52.538

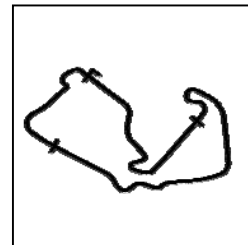
Weather / Track : Cloudy / Dry

Silverstone GP
Circuit Length = 3.6604 miles
Start: 12:46 Flag 13:13 End: 13:19

Silverstone Classic

Bentley Centenary Trophy for Pre-War Sports Cars

QUALIFYING - RACE 10 - SECTOR ANALYSIS



SECTOR 1 = FL to I1, SECTOR 2 = I1 to I2, SECTOR 3 = I2 to FL, DIFF = Difference To Personal Best Lap, P = Crossed Finish Line in Pit Lane, D = Time Disallowed

P20 51 PW7 C. BALL / N. BALL		Invicta S-Type Low Chassis									
IDEAL LAP TIME : 3:11.666		BEST LAP TIME : 3:13.116					DIFFERENCE : 1.450				
LAP	SECTOR 1	SECTOR 2		SECTOR 3		LAP TIME	MPH	DIFF	TIME OF DAY		
1 -	1:04.726	88.8	1:36.976	94.3	43.436	67.1	3:25.138	64.23	12.022	12:53:24.206	
2 -	1:00.898	88.5	1:37.206	86.5	42.537	63.1	3:20.641	65.67	7.525	12:56:44.847	
3 -	1:01.947	91.1	1:36.512	98.3	42.111	65.5	3:20.570	65.70	7.454	13:00:05.417	
4 -	OUTLAP			92.5	44.086	71.1	4:34.427	48.01	1:21.311	13:04:39.844	
5 -	58.938	91.9	1:34.076	93.3	40.326	67.9	3:13.340 (2)	68.15	0.224	13:07:53.184	
6 -	1:00.117	92.1	1:32.996	98.9	40.003	70.3	3:13.116 (1)	68.23		13:11:06.300	
7 -	1:00.833	90.9	1:32.725	100.0	40.238	67.1	3:13.796 (3)	67.99	0.680	13:14:20.096	

P21 14 PW5 Robert BLAKEMORE		Aston Martin Speed Model									
IDEAL LAP TIME : 3:13.181		BEST LAP TIME : 3:13.329					DIFFERENCE : 0.148				
LAP	SECTOR 1	SECTOR 2		SECTOR 3		LAP TIME	MPH	DIFF	TIME OF DAY		
1 -	1:06.833	69.3	1:48.270	88.0	43.958	62.3	3:39.061	60.15	25.732	12:54:08.967	
2 -	59.055	88.7	1:39.124	89.8	41.321	69.7	3:19.500	66.05	6.171	12:57:28.467	
3 -	59.350	88.3	1:36.164	93.2	41.774	70.7	3:17.288 (3)	66.79	3.959	13:00:45.755	
4 -	1:04.130	88.3	1:38.080	92.8	40.558	70.6	3:22.768	64.98	9.439	13:04:08.523	
5 -	58.749	90.9	1:39.540	94.2	45.258	68.7	3:23.547	64.74	10.218	13:07:32.070	
6 -	59.877	88.1	1:35.034	92.4	40.872	66.3	3:15.783 (2)	67.30	2.454	13:10:47.853	
7 -	58.619	87.3	1:34.004	92.5	40.706	70.7	3:13.329 (1)	68.16		13:14:01.182	

P22 7 PW5 Heinz STAMM		Aston Martin 2 Litre Speed									
IDEAL LAP TIME : 3:12.080		BEST LAP TIME : 3:13.456					DIFFERENCE : 1.376				
LAP	SECTOR 1	SECTOR 2		SECTOR 3		LAP TIME	MPH	DIFF	TIME OF DAY		
1 -	1:06.678	78.0	1:44.983	92.6	41.204	67.6	3:32.865	61.90	19.409	12:54:03.717	
2 -	1:00.379	88.3	1:37.444	94.6	39.614	71.0	3:17.437	66.74	3.981	12:57:21.154	
3 -	3:00.790	81.5	1:42.789	91.8	42.442	64.0	5:26.021	40.42	2:12.565	13:02:47.175	
4 -	1:05.037	88.7	1:39.162	91.4	40.521	66.3	3:24.720	64.36	11.264	13:06:11.895	
5 -	1:01.413	87.4	1:33.919	89.4	41.096	67.5	3:16.428 (3)	67.08	2.972	13:09:28.323	
6 -	59.156	87.1	1:33.965	93.9	40.335	69.1	3:13.456 (1)	68.11		13:12:41.779	
7 -	1:01.288	89.2	1:33.446	96.8	39.478	68.6	3:14.212 (2)	67.85	0.756	13:15:55.991	

P23 17 PW4 MASON-FRANCHITTI / WOOD		Aston Martin Ulster LM17									
IDEAL LAP TIME : 3:13.828		BEST LAP TIME : 3:14.447					DIFFERENCE : 0.619				
LAP	SECTOR 1	SECTOR 2		SECTOR 3		LAP TIME	MPH	DIFF	TIME OF DAY		
1 -	1:00.379	79.9	1:34.462	86.0	39.606	65.9	3:14.447 (1)	67.77		12:52:35.735	
2 -	1:00.424	79.2	1:34.494	86.8	40.382	66.4	3:15.300 (3)	67.47	0.853	12:55:51.035	
3 -	59.760	80.5	1:35.407	83.9	39.760	66.3	3:14.927 (2)	67.60	0.480	12:59:05.962	
4 -	OUTLAP			87.4	42.557	65.0	4:20.733	50.54	1:06.286	13:03:26.695	
5 -	1:03.659	81.1	1:40.908	86.4	42.111	60.5	3:26.678	63.76	12.231	13:06:53.373	
6 -	1:03.686	80.9	1:38.986	86.2	41.704	66.1	3:24.376	64.47	9.929	13:10:17.749	
7 -	1:02.158	82.6	1:38.912	85.8	42.089	56.2	3:23.159	64.86	8.712	13:13:40.908	
8 -	1:05.437	81.3	1:36.448	88.1	41.213	65.2	3:23.098	64.88	8.651	13:17:04.006	

P24 26 PW3 M.LITTLEWOOD/A.LITTLEWOOD		Bentley 3/4½									
IDEAL LAP TIME : 3:14.476		BEST LAP TIME : 3:14.476					DIFFERENCE : 0.000				
LAP	SECTOR 1	SECTOR 2		SECTOR 3		LAP TIME	MPH	DIFF	TIME OF DAY		
1 -	1:03.610	77.0	1:44.427	86.7	45.950	64.5	3:33.987 (3)	61.58	19.511	12:54:32.919	
2 -	1:04.823	76.3	1:36.887	83.3	40.650	71.3	3:22.360 (2)	65.12	7.884	12:57:55.279	
3 -	57.900	88.6	1:36.394	96.5	40.182	64.0	3:14.476 (1)	67.76		13:01:09.755	
4 -	OUTLAP			71.4	48.482	56.5	5:54.316	37.19	2:39.840	13:07:04.071	
5 -	1:11.069	70.3	1:45.705	80.3	47.009	56.4	3:43.783	58.88	29.307	13:10:47.854	
6 -	1:10.460	75.8	1:49.492	77.3	45.993	58.4	3:45.945	58.32	31.469	13:14:33.799	

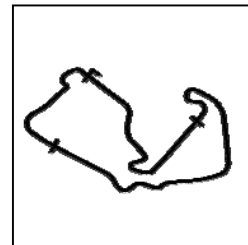
Weather / Track : Cloudy / Dry

Silverstone GP
Circuit Length = 3.6604 miles
Start: 12:46 Flag 13:13 End: 13:19

Silverstone Classic

Bentley Centenary Trophy for Pre-War Sports Cars

QUALIFYING - RACE 10 - SECTOR ANALYSIS



SECTOR 1 = FL to I1, SECTOR 2 = I1 to I2, SECTOR 3 = I2 to FL, DIFF = Difference To Personal Best Lap, P = Crossed Finish Line in Pit Lane, D = Time Disallowed

P25 31 PW7 Trevor SWETE		Invicta S-Type								
IDEAL LAP TIME : 3:14.190		BEST LAP TIME : 3:15.349			DIFFERENCE : 1.159					
LAP	SECTOR 1		SECTOR 2		SECTOR 3		LAP TIME	MPH	DIFF	TIME OF DAY
1 -	1:03.846	79.0	1:39.534	89.5	42.996	65.6	3:26.376	63.85	11.027	12:53:47.479
2 -	1:01.999	82.9	1:37.314	91.5	42.893	67.5	3:22.206	65.17	6.857	12:57:09.685
3 -	1:03.077	87.6	1:35.175	93.8	41.356	64.4	3:19.608	66.01	4.259	13:00:29.293
4 -	1:02.378	87.2	1:36.356	92.9	42.916	63.6	3:21.650	65.34	6.301	13:03:50.943
5 -	1:00.412	91.9	1:38.291	92.1	42.147	67.7	3:20.850	65.61	5.501	13:07:11.793
6 -	1:00.258	93.3	1:34.495	94.9	40.596	68.6	3:15.349 (1)	67.45		13:10:27.142
7 -	59.684	89.3	1:35.844	92.3	40.726	70.4	3:16.254 (2)	67.14	0.905	13:13:43.396
8 -	1:01.087	92.1	1:33.910	91.9	41.485	68.6	3:16.482 (3)	67.06	1.133	13:16:59.878

P26 19 PW5 David OZANNE		Aston Martin 2 Litre Speed Model								
IDEAL LAP TIME : 3:16.368		BEST LAP TIME : 3:16.405			DIFFERENCE : 0.037					
LAP	SECTOR 1		SECTOR 2		SECTOR 3		LAP TIME	MPH	DIFF	TIME OF DAY
1 -	1:07.327	74.8	1:41.260	94.2	44.143	64.4	3:32.730	61.94	16.325	12:54:26.138
2 -	1:02.966	82.0	1:38.981	93.8	42.838	65.5	3:24.785	64.34	8.380	12:57:50.923
3 -	1:01.943	95.7	1:36.419	96.0	41.820	62.8	3:20.182	65.82	3.777	13:01:11.105
4 -	1:00.795	90.8	1:36.895	92.3	41.957	64.8	3:19.647 (2)	66.00	3.242	13:04:30.752
5 -	1:02.661	87.4	1:36.180	93.7	41.320	66.9	3:20.161	65.83	3.756	13:07:50.913
6 -	1:03.641	88.0	1:35.419	94.9	41.073	66.9	3:20.133 (3)	65.84	3.728	13:11:11.046
7 -	59.965	91.1	1:35.456	94.7	40.984	68.8	3:16.405 (1)	67.09		13:14:27.451

P27 24 PW SP David AYRE		Barnato Hassan Special								
IDEAL LAP TIME : 3:15.006		BEST LAP TIME : 3:16.505			DIFFERENCE : 1.499					
LAP	SECTOR 1		SECTOR 2		SECTOR 3		LAP TIME	MPH	DIFF	TIME OF DAY
1 -	1:03.308	79.4	1:36.915	93.8	40.797	65.6	3:21.020	65.55	4.515	12:54:18.157
2 -	1:00.607	89.4	1:34.640	94.2	41.961	61.5	3:17.208 (3)	66.82	0.703	12:57:35.365
3 -	1:02.174	84.8	1:33.986	92.0	40.659	68.6	3:16.819 (2)	66.95	0.314	13:00:52.184
4 -	1:02.446	79.3	1:36.171	87.1	41.074	72.6	3:19.691	65.99	3.186	13:04:11.875
5 -	1:03.065	75.4	1:38.789	98.9	40.413	71.2	3:22.267	65.15	5.762	13:07:34.142
6 -	1:03.339	70.7	1:44.819	79.7	42.629	64.2	3:30.787	62.51	14.282	13:11:04.929
7 -	1:00.746	81.8	1:34.254	91.4	41.505	67.6	3:16.505 (1)	67.06		13:14:21.434

P28 22 PW7 Robert LEWIS		Lagonda V12 Le Mans								
IDEAL LAP TIME : 3:15.800		BEST LAP TIME : 3:16.738			DIFFERENCE : 0.938					
LAP	SECTOR 1		SECTOR 2		SECTOR 3		LAP TIME	MPH	DIFF	TIME OF DAY
1 -	1:06.693	81.1	1:40.222	93.2	43.519	67.6	3:30.434	62.62	13.696	12:53:30.708
2 -	1:02.868	88.5	1:38.921	91.0	43.455	64.0	3:25.244	64.20	8.506	12:56:55.952
3 -	1:02.396	93.0	1:36.436	93.3	42.779	69.5	3:21.611	65.36	4.873	13:00:17.563
4 -	1:01.456	92.1	1:39.103	91.9	42.038	69.3	3:22.597	65.04	5.859	13:03:40.160
5 -	1:01.807	87.9	1:37.570	94.5	44.817	63.2	3:24.194	64.53	7.456	13:07:04.354
6 -	1:00.735	99.8	1:36.438	100.1	42.227	65.0	3:19.400 (3)	66.08	2.662	13:10:23.754
7 -	1:01.583	94.2	1:35.991	94.6	41.468	65.7	3:19.042 (2)	66.20	2.304	13:13:42.796
8 -	1:01.673	98.8	1:33.779	99.7	41.286	67.5	3:16.738 (1)	66.98		13:16:59.534

P29 2 PW3 Martin OVERINGTON		Bentley 4½ Blower								
IDEAL LAP TIME : 3:15.754		BEST LAP TIME : 3:16.955			DIFFERENCE : 1.201					
LAP	SECTOR 1		SECTOR 2		SECTOR 3		LAP TIME	MPH	DIFF	TIME OF DAY
1 -	1:02.732	82.3	1:37.176	95.3	41.825	63.6	3:21.733	65.32	4.778	12:54:17.848
2 -	59.908	88.7	1:34.813	95.8	42.234	61.3	3:16.955 (1)	66.90		12:57:34.803
3 -	1:04.353	87.6	1:36.050	98.1	41.662	68.6	3:22.065	65.21	5.110	13:00:56.868
4 -	1:02.428	88.3	1:36.467	100.1	41.860	64.9	3:20.755	65.64	3.800	13:04:17.623
5 -	1:01.473	89.5	1:35.230	99.4	41.090	68.1	3:17.793 (2)	66.62	0.838	13:07:35.416
6 -	1:01.060	93.5	1:36.698	99.4	41.033	68.9	3:18.791 (3)	66.28	1.836	13:10:54.207

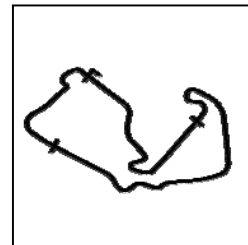
Weather / Track : Cloudy / Dry

Silverstone GP
Circuit Length = 3.6604 miles
Start: 12:46 Flag 13:13 End: 13:19

Silverstone Classic

Bentley Centenary Trophy for Pre-War Sports Cars

QUALIFYING - RACE 10 - SECTOR ANALYSIS



SECTOR 1 = FL to I1, SECTOR 2 = I1 to I2, SECTOR 3 = I2 to FL, DIFF = Difference To Personal Best Lap, P = Crossed Finish Line in Pit Lane, D = Time Disallowed

P30 48 PW3 STEWART / ELBOURN		Bentley 3/4½								
IDEAL LAP TIME : 3:14.795		BEST LAP TIME : 3:17.742		DIFFERENCE : 2.947						
LAP	SECTOR 1	SECTOR 2	SECTOR 3	LAP TIME	MPH	DIFF	TIME OF DAY			
1 -	1:06.860	72.0	1:40.417	96.4	40.467	63.3	3:27.744	63.43	10.002	12:53:56.625
2 -	1:02.333	82.3	1:36.800	95.1	41.275	63.3	3:20.408 (2)	65.75	2.666	12:57:17.033
3 -	1:03.411	86.0	1:37.754	94.5	44.566	59.0	3:25.731	64.05	7.989	13:00:42.764
4 -	OUTLAP			79.6	45.115	61.8	5:02.127	43.61	1:44.385	13:05:44.891
5 -	1:02.297	82.3	1:37.949	83.1	41.951	68.7	3:22.197 (3)	65.17	4.455	13:09:07.088
6 -	59.276	88.0	1:35.428	91.0	43.038	58.3	3:17.742 (1)	66.64		13:12:24.830
7 -	1:00.675	83.4	1:35.052	76.1	47.060	53.9	3:22.787	64.98	5.045	13:15:47.617

P31 57 PW3 GALLIERS-PRATT / BL'-EDWARDS		Bentley 3/4.5								
IDEAL LAP TIME : 3:18.076		BEST LAP TIME : 3:18.076		DIFFERENCE : 0.000						
LAP	SECTOR 1	SECTOR 2	SECTOR 3	LAP TIME	MPH	DIFF	TIME OF DAY			
1 -	1:02.270	81.9	1:37.359	86.0	40.778	67.3	3:20.407 (2)	65.75	2.331	12:53:15.917
2 -	1:00.933	83.1	1:36.525	86.9	40.618	66.9	3:18.076 (1)	66.52		12:56:33.993
3 -	OUTLAP			83.9	48.268	56.6	4:54.398	44.76	1:36.322	13:01:28.391
4 -	1:09.920	74.7	1:46.611	87.3	44.947	61.5	3:41.478	59.49	23.402	13:05:09.869
5 -	1:09.098	78.4	1:45.779	87.2	44.838	60.6	3:39.715	59.97	21.639	13:08:49.584
6 -	1:06.589	74.5	1:46.358	83.0	46.379	63.3	3:39.326	60.08	21.250	13:12:28.910
7 -	1:06.680	66.2	1:47.852	88.0	44.302	64.0	3:38.834 (3)	60.21	20.758	13:16:07.744

P32 41 PW7 A.BROWN / R.BROWN		Invicta Low Chassis								
IDEAL LAP TIME : 3:15.719		BEST LAP TIME : 3:18.208		DIFFERENCE : 2.489						
LAP	SECTOR 1	SECTOR 2	SECTOR 3	LAP TIME	MPH	DIFF	TIME OF DAY			
1 -	1:03.351	80.1	1:38.069	85.8	40.444	64.9	3:21.864	65.28	3.656	12:53:51.148
2 -	1:04.038	81.8	1:36.660	86.1	39.750	62.5	3:20.448 (2)	65.74	2.240	12:57:11.596
3 -	OUTLAP			88.4	40.553	67.9	8:07.317	27.04	4:49.109	13:05:18.913
4 -	1:02.226	82.6	1:39.149	87.1	40.346	63.7	3:21.721	65.32	3.513	13:08:40.634
5 -	1:01.453	81.9	1:38.613	87.2	41.214	65.9	3:21.280 (3)	65.46	3.072	13:12:01.914
6 -	1:01.063	80.4	1:36.715	86.2	40.430	66.6	3:18.208 (1)	66.48		13:15:20.122

P33 16 PW2 Jock MACKINNON		Bentley 3 litre Tourer								
IDEAL LAP TIME : 3:20.017		BEST LAP TIME : 3:20.488		DIFFERENCE : 0.471						
LAP	SECTOR 1	SECTOR 2	SECTOR 3	LAP TIME	MPH	DIFF	TIME OF DAY			
1 -	1:05.367	76.2	1:37.853	82.8	41.786	63.7	3:25.006	64.28	4.518	12:52:57.545
2 -	1:01.976	79.7	1:37.719	84.3	41.157	63.7	3:20.852 (2)	65.60	0.364	12:56:18.397
3 -	1:02.624	79.4	1:38.540	81.3	41.423	63.3	3:22.587	65.04	2.099	12:59:40.984
4 -	1:03.470	78.2	1:37.354	83.0	40.844	64.5	3:21.668 (3)	65.34	1.180	13:03:02.652
5 -	1:01.947	79.7	1:37.825	83.3	40.716	64.5	3:20.488 (1)	65.72		13:06:23.140
6 -	1:02.213	79.7	1:38.849	78.3	44.599	62.7	3:25.661	64.07	5.173	13:09:48.801
7 -	1:02.983	77.6	1:39.087	81.6	40.775	64.5	3:22.845	64.96	2.357	13:13:11.646

P34 84 PW3 Neil SANDWICH		Bentley 3/4½								
IDEAL LAP TIME : 3:19.698		BEST LAP TIME : 3:20.681		DIFFERENCE : 0.983						
LAP	SECTOR 1	SECTOR 2	SECTOR 3	LAP TIME	MPH	DIFF	TIME OF DAY			
1 -	1:06.174	74.2	1:43.516	86.0	40.977	61.4	3:30.667	62.55	9.986	12:53:59.107
2 -	1:02.804	82.0	1:45.424	85.2	42.569	63.7	3:30.797	62.51	10.116	12:57:29.904
3 -	1:04.056	81.8	1:38.864	87.2	40.807	65.6	3:23.727 (3)	64.68	3.046	13:00:53.631
4 -	1:04.671	81.2	1:39.010	91.4	43.993	56.3	3:27.674	63.45	6.993	13:04:21.305
5 -	1:04.067	85.8	1:46.307	85.3	44.104	64.4	3:34.478	61.44	13.797	13:07:55.783
6 -	1:01.872	84.4	1:37.109	89.3	41.700	64.5	3:20.681 (1)	65.66		13:11:16.464
7 -	1:04.693	80.3	1:37.019	88.1	41.452	64.0	3:23.164 (2)	64.86	2.483	13:14:39.628

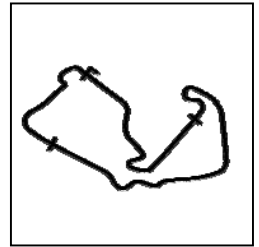
Weather / Track : Cloudy / Dry

Silverstone GP
Circuit Length = 3.6604 miles
Start: 12:46 Flag 13:13 End: 13:19

Silverstone Classic

Bentley Centenary Trophy for Pre-War Sports Cars

QUALIFYING - RACE 10 - SECTOR ANALYSIS



SECTOR 1 = FL to I1, SECTOR 2 = I1 to I2, SECTOR 3 = I2 to FL, DIFF = Difference To Personal Best Lap, P = Crossed Finish Line in Pit Lane, D = Time Disallowed

P35 12 PW6		Chris LUNN		Talbot 105 Sports Team Car						
IDEAL LAP TIME : 3:19.713		BEST LAP TIME : 3:20.686		DIFFERENCE : 0.973						
LAP	SECTOR 1		SECTOR 2		SECTOR 3		LAP TIME	MPH	DIFF	TIME OF DAY
1 -	1:05.383	79.1	1:40.962	87.9	41.915	67.1	3:28.260	63.27	7.574	12:53:10.506
2 -	1:01.435	83.7	1:38.474	89.5	41.469	67.7	3:21.378 (3)	65.43	0.692	12:56:31.884
3 -	1:00.747	85.2	1:38.590	86.1	41.349	68.1	3:20.686 (1)	65.66		12:59:52.570
4 -	1:02.682	85.2	1:39.471	87.0	41.978	67.9	3:24.131	64.55	3.445	13:03:16.701
5 -	1:04.498	84.6	1:38.209	89.4	41.995	64.6	3:24.702	64.37	4.016	13:06:41.403
6 -	1:01.029	85.9	1:41.128	88.5	43.898	66.0	3:26.055	63.95	5.369	13:10:07.458
7 -	1:04.908	82.0	1:39.856	87.9	42.036	63.1	3:26.800	63.72	6.114	13:13:34.258
8 -	1:01.618	84.4	1:38.623	89.9	40.757	65.9	3:20.998 (2)	65.56	0.312	13:16:55.256

P36 3 PW1		Simon EDWARDS		Morgan Super Aero						
IDEAL LAP TIME : 3:19.389		BEST LAP TIME : 3:21.572		DIFFERENCE : 2.183						
LAP	SECTOR 1		SECTOR 2		SECTOR 3		LAP TIME	MPH	DIFF	TIME OF DAY
1 -	1:03.862	85.9	1:41.058	90.9	42.165	65.6	3:27.085	63.63	5.513	12:53:31.675
2 -	1:02.936	85.9	1:40.539	92.4	41.587	68.1	3:25.062	64.26	3.490	12:56:56.737
3 -	1:02.387	87.7	1:38.763	90.3	41.087	67.3	3:22.237 (2)	65.16	0.665	13:00:18.974
4 -	1:01.847	86.9	1:39.159	91.1	40.566	66.9	3:21.572 (1)	65.37		13:03:40.546
5 -	1:03.830	84.7	1:37.657	90.9	42.902	57.8	3:24.389 (3)	64.47	2.817	13:07:04.935

P37 40 PW7		Richard REAY-SMITH		Lagonda LG45 Fox & Nicholls Team Car						
IDEAL LAP TIME : 3:21.519		BEST LAP TIME : 3:22.252		DIFFERENCE : 0.733						
LAP	SECTOR 1		SECTOR 2		SECTOR 3		LAP TIME	MPH	DIFF	TIME OF DAY
1 -	1:10.098	73.9	1:44.891	97.5	44.929	62.0	3:39.918	59.92	17.666	12:53:37.860
2 -	1:03.563	89.7	1:41.491	97.1	44.145	61.2	3:29.199	62.99	6.947	12:57:07.059
3 -	1:06.732	81.0	1:42.020	98.3	43.189	62.8	3:31.941	62.17	9.689	13:00:39.000
4 -	1:03.899	92.8	1:38.460	100.9	42.384	66.1	3:24.743 (2)	64.36	2.491	13:04:03.743
5 -	1:02.442	90.3	1:39.845	97.8	43.661	61.6	3:25.948 (3)	63.98	3.696	13:07:29.691
6 -	1:04.443	89.8	1:41.801	100.3	41.501	63.4	3:27.745	63.43	5.493	13:10:57.436
7 -	1:01.683	93.4	1:38.335	97.6	42.234	63.6	3:22.252 (1)	65.15		13:14:19.688

P38 38 PW4		Christopher SCOTT-MACKIRDY		Aston Le Mans						
IDEAL LAP TIME : 3:21.407		BEST LAP TIME : 3:23.535		DIFFERENCE : 2.128						
LAP	SECTOR 1		SECTOR 2		SECTOR 3		LAP TIME	MPH	DIFF	TIME OF DAY
1 -	1:05.355	77.9	1:43.192	83.4	43.967	63.0	3:32.514	62.00	8.979	12:54:21.152
2 -	1:04.569	79.0	1:40.576	84.7	42.766	62.8	3:27.911	63.38	4.376	12:57:49.063
3 -	1:03.516	80.1	1:42.083	86.5	41.111	62.3	3:26.710	63.75	3.175	13:01:15.773
4 -	1:02.133	82.9	1:42.553	74.7	42.330	63.6	3:27.016	63.65	3.481	13:04:42.789
5 -	1:03.355	82.3	1:39.360	88.1	43.427	63.3	3:26.142 (3)	63.92	2.607	13:08:08.931
6 -	1:02.499	81.4	1:38.300	85.4	42.736	61.5	3:23.535 (1)	64.74		13:11:32.466
7 -	1:01.996	80.5	1:39.246	86.1	42.305	59.9	3:23.547 (2)	64.74	0.012	13:14:56.013

P39 140 PW4		KING / PLANT		Morgan 4/4 Le Mans						
IDEAL LAP TIME : 3:24.967		BEST LAP TIME : 3:25.471		DIFFERENCE : 0.504						
LAP	SECTOR 1		SECTOR 2		SECTOR 3		LAP TIME	MPH	DIFF	TIME OF DAY
1 -	1:06.028	71.3	1:39.829	77.4	40.916	60.7	3:26.773 (2)	63.73	1.302	12:53:54.056
2 -	1:04.239	75.6	1:40.333	78.7	40.899	60.6	3:25.471 (1)	64.13		12:57:19.527

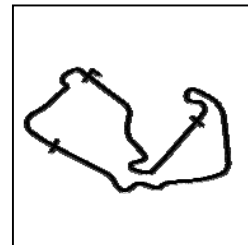
Weather / Track : Cloudy / Dry

Silverstone GP
Circuit Length = 3.6604 miles
Start: 12:46 Flag 13:13 End: 13:19

Silverstone Classic

Bentley Centenary Trophy for Pre-War Sports Cars

QUALIFYING - RACE 10 - SECTOR ANALYSIS



SECTOR 1 = FL to I1, SECTOR 2 = I1 to I2, SECTOR 3 = I2 to FL, DIFF = Difference To Personal Best Lap, P = Crossed Finish Line in Pit Lane, D = Time Disallowed

P40 23 PW3 BELL / WELCH		Bentley 3/4½									
IDEAL LAP TIME : 3:25.753		BEST LAP TIME : 3:27.842					DIFFERENCE : 2.089				
LAP	SECTOR 1		SECTOR 2		SECTOR 3		LAP TIME	MPH	DIFF	TIME OF DAY	
1 -	1:08.161	78.1	1:42.614	84.5	44.144	62.8	3:34.919	61.31	7.077	12:53:22.110	
2 -	1:04.862	78.3	1:42.825	83.6	43.416	61.9	3:31.103	62.42	3.261	12:56:53.213	
3 -	1:04.619	75.4	1:42.714	87.4	42.076	63.2	3:29.409 (3)	62.92	1.567	13:00:22.622	
4 -	1:02.975	78.5	1:40.702	86.0	44.165	61.0	3:27.842 (1)	63.40		13:03:50.464	
5 -	OUTLAP			82.9	44.979	62.9	4:41.129	46.87	1:13.287	13:08:31.593	
6 -	1:05.051	80.0	1:42.751	84.5	44.266	63.7	3:32.068	62.13	4.226	13:12:03.661	
7 -	1:03.828	80.3	1:40.869	85.0	43.985	62.5	3:28.682 (2)	63.14	0.840	13:15:32.343	

P41 46 PW2 WILTSHIRE / SHOOSMITH		Bentley 3 Litre									
IDEAL LAP TIME : 3:29.162		BEST LAP TIME : 3:30.840					DIFFERENCE : 1.678				
LAP	SECTOR 1		SECTOR 2		SECTOR 3		LAP TIME	MPH	DIFF	TIME OF DAY	
1 -	1:06.006	79.6	1:42.963	83.8	44.152	64.0	3:33.121 (2)	61.83	2.281	12:53:15.561	
2 -	1:03.670	79.6	1:41.459	74.0	45.711	56.9	3:30.840 (1)	62.50		12:56:46.401	
3 -	OUTLAP			71.5	51.381	55.5	5:32.455	39.63	2:01.615	13:02:18.856	
4 -	1:12.298	71.1	1:49.942	71.6	48.705	57.4	3:50.945	57.06	20.105	13:06:09.801	
5 -	1:10.963	73.2	1:52.746	72.9	47.003	59.1	3:50.712 (3)	57.11	19.872	13:10:00.513	
6 -	1:14.007	71.9	1:49.638	83.9	54.139	29.0	3:57.784	55.41	26.944	13:13:58.297	

P42 70 PW3 Graham GOODWIN		Bentley 4½ Le Mans Rep									
IDEAL LAP TIME : 3:31.925		BEST LAP TIME : 3:32.426					DIFFERENCE : 0.501				
LAP	SECTOR 1		SECTOR 2		SECTOR 3		LAP TIME	MPH	DIFF	TIME OF DAY	
1 -	1:09.287	71.7	1:46.087	83.2	45.377	61.4	3:40.751	59.69	8.325	12:53:27.122	
2 -	1:08.378	73.6	1:48.127	79.8	45.867	61.3	3:42.372	59.26	9.946	12:57:09.494	
3 -	1:08.092	79.1	1:45.748	84.2	45.805	59.4	3:39.645 (3)	59.99	7.219	13:00:49.139	
4 -	1:09.131	77.3	1:46.431	82.9	45.488	57.8	3:41.050	59.61	8.624	13:04:30.189	
5 -	1:08.717	74.3	1:45.610	83.6	45.854	58.7	3:40.181	59.84	7.755	13:08:10.370	
6 -	1:05.439	84.2	1:42.671	83.3	44.433	63.3	3:32.543 (2)	62.00	0.117	13:11:42.913	
7 -	1:05.255	84.3	1:43.172	87.3	43.999	64.2	3:32.426 (1)	62.03		13:15:15.339	

P43 6 PW3 J.WARD / T.WARD		Bentley 4½									
IDEAL LAP TIME : 3:31.877		BEST LAP TIME : 3:33.039					DIFFERENCE : 1.162				
LAP	SECTOR 1		SECTOR 2		SECTOR 3		LAP TIME	MPH	DIFF	TIME OF DAY	
1 -	1:07.995	67.9	1:49.074	78.3	46.787	58.6	3:43.856	58.86	10.817	12:54:54.588	
2 -	1:07.255	70.7	1:46.881	77.4	46.076	63.2	3:40.212	59.84	7.173	12:58:34.800	
3 -	1:08.021	76.0	1:45.646	79.7	46.118	62.6	3:39.785 (3)	59.95	6.746	13:02:14.585	
4 -	OUTLAP			72.3	45.426	61.6	4:38.374	47.33	1:05.335	13:06:52.959	
5 -	1:07.757	73.3	1:47.041	84.7	43.183	64.4	3:37.981 (2)	60.45	4.942	13:10:30.940	
6 -	1:05.509	76.8	1:43.185	83.2	44.345	63.4	3:33.039 (1)	61.85		13:14:03.979	

P44 34 PW3 W.ELBOURN SNR / G.ELBOURN		Bentley 3/4½									
IDEAL LAP TIME : 3:31.824		BEST LAP TIME : 3:33.182					DIFFERENCE : 1.358				
LAP	SECTOR 1		SECTOR 2		SECTOR 3		LAP TIME	MPH	DIFF	TIME OF DAY	
1 -	1:09.090	76.8	1:48.103	78.6	47.389	54.7	3:44.582	58.67	11.400	12:53:46.475	
2 -	1:12.851	63.9	1:48.857	82.9	44.831	60.8	3:46.539	58.17	13.357	12:57:33.014	
3 -	1:07.529	71.1	1:45.184	83.4	43.847	59.7	3:36.560	60.85	3.378	13:01:09.574	
4 -	OUTLAP			85.7	45.359	64.2	4:42.050	46.72	1:08.868	13:05:51.624	
5 -	1:07.877	62.2	1:44.207	87.0	43.329	64.7	3:35.413 (3)	61.17	2.231	13:09:27.037	
6 -	1:06.114	78.5	1:43.695	72.2	44.054	64.9	3:33.863 (2)	61.61	0.681	13:13:00.900	
7 -	1:05.656	78.7	1:42.839	87.1	44.687	56.5	3:33.182 (1)	61.81		13:16:34.082	

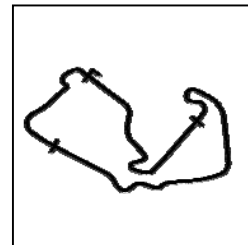
Weather / Track : Cloudy / Dry

Silverstone GP
Circuit Length = 3.6604 miles
Start: 12:46 Flag 13:13 End: 13:19

Silverstone Classic

Bentley Centenary Trophy for Pre-War Sports Cars

QUALIFYING - RACE 10 - SECTOR ANALYSIS



SECTOR 1 = FL to I1, SECTOR 2 = I1 to I2, SECTOR 3 = I2 to FL, DIFF = Difference To Personal Best Lap, P = Crossed Finish Line in Pit Lane, D = Time Disallowed

P45 33 PW4		SALISBURY / MELLORS					Aston Martin Ulster			
IDEAL LAP TIME : 3:34.956		BEST LAP TIME : 3:36.824					DIFFERENCE : 1.868			
LAP	SECTOR 1		SECTOR 2		SECTOR 3		LAP TIME	MPH	DIFF	TIME OF DAY
1 -	1:17.365	64.2	1:59.341	72.7	49.209	56.2	4:05.915	53.58	29.091	12:54:53.782
2 -	1:13.606	69.6	1:56.388	76.9	47.274	56.3	3:57.268 (3)	55.53	20.444	12:58:51.050
3 -	1:12.772	70.5	1:55.406	76.5	49.934	54.8	3:58.112	55.34	21.288	13:02:49.162
4 -	OUTLAP			78.3	45.139	61.4	4:49.773	45.47	1:12.949	13:07:38.935
5 -	1:07.698	76.2	1:45.039	81.1	44.087	61.1	3:36.824 (1)	60.77		13:11:15.759
6 -	1:06.263	78.1	1:47.043	78.7	43.654	61.1	3:36.960 (2)	60.73	0.136	13:14:52.719

P46 32 PW7		P.BRADFIELD / G.BRADFIELD					Invicta S Type			
IDEAL LAP TIME : 3:36.602		BEST LAP TIME : 3:36.956					DIFFERENCE : 0.354			
LAP	SECTOR 1		SECTOR 2		SECTOR 3		LAP TIME	MPH	DIFF	TIME OF DAY
1 -	1:10.591	65.2	1:49.184	83.7	44.548	62.6	3:44.323	58.74	7.367	12:54:08.537
2 -	1:07.051	76.6	1:45.806	84.7	44.099	63.6	3:36.956 (1)	60.73		12:57:45.493
3 -	1:06.697	77.7	1:48.184	85.0	47.419	61.1	3:42.300 (2)	59.27	5.344	13:01:27.793
4 -	OUTLAP			79.7	46.967	56.0	4:51.892	45.14	1:14.936	13:06:19.685
5 -	1:11.852	68.1	1:50.712	80.0	47.581	61.6	3:50.145	57.25	13.189	13:10:09.830
6 -	1:07.539	71.9	1:49.953	79.9	46.370	57.5	3:43.862 (3)	58.86	6.906	13:13:53.692

P47 18 PW3		Guy NORTHAM					Bentley 4½			
IDEAL LAP TIME : 3:42.604		BEST LAP TIME : 3:43.523					DIFFERENCE : 0.919			
LAP	SECTOR 1		SECTOR 2		SECTOR 3		LAP TIME	MPH	DIFF	TIME OF DAY
1 -	1:11.912	74.2	1:51.798	81.5	47.539	55.4	3:51.249	56.98	7.726	12:53:46.474
2 -	1:10.907	75.8	1:50.340	79.5	47.797	55.5	3:49.044	57.53	5.521	12:57:35.518
3 -	1:09.828	76.5	1:49.757	78.3	46.799	55.4	3:46.384	58.20	2.861	13:01:21.902
4 -	1:10.347	74.3	1:49.678	82.7	46.341	56.4	3:46.366	58.21	2.843	13:05:08.268
5 -	1:08.601	75.5	1:49.933	83.4	46.277	57.7	3:44.811 (3)	58.61	1.288	13:08:53.079
6 -	1:08.238	73.1	1:49.382	82.7	46.880	58.2	3:44.500 (2)	58.69	0.977	13:12:37.579
7 -	1:09.157	76.4	1:48.400	83.4	45.966	58.3	3:43.523 (1)	58.95		13:16:21.102

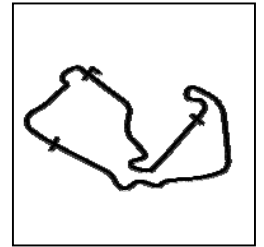
P48 37 PW4		SEBBA / COLE					Morgan 4-4			
IDEAL LAP TIME : 3:47.513		BEST LAP TIME : 3:48.940					DIFFERENCE : 1.427			
LAP	SECTOR 1		SECTOR 2		SECTOR 3		LAP TIME	MPH	DIFF	TIME OF DAY
1 -	1:13.862	62.4	1:56.608	70.6	47.275	58.0	3:57.745	55.42	8.805	12:54:17.675
2 -	1:11.813	65.9	1:53.667	73.9	46.180	59.0	3:51.660 (2)	56.88	2.720	12:58:09.335
3 -	OUTLAP			74.3	48.291	54.1	5:40.757	38.67	1:51.817	13:03:50.092
4 -	1:12.446	71.6	1:55.029	74.2	48.988	56.1	3:56.463	55.72	7.523	13:07:46.555
5 -	1:10.757	71.0	1:53.865	72.7	47.745	55.4	3:52.367 (3)	56.71	3.427	13:11:38.922
6 -	1:11.492	69.9	1:50.576	72.0	46.872	55.6	3:48.940 (1)	57.56		13:15:27.862

P49 43 PW4		Tarek MAHMOUD					Aston Martin Le Mans			
IDEAL LAP TIME : 3:50.184		BEST LAP TIME : 3:50.579					DIFFERENCE : 0.395			
LAP	SECTOR 1		SECTOR 2		SECTOR 3		LAP TIME	MPH	DIFF	TIME OF DAY
1 -	1:17.255	67.0	2:02.373	71.9	51.244	55.6	4:10.872	52.52	20.293	12:55:21.128
2 -	1:14.094	68.9	1:56.814	75.1	51.031	51.5	4:01.939	54.46	11.360	12:59:23.067
3 -	1:13.372	69.3	1:59.284	74.0	50.112	54.8	4:02.768	54.28	12.189	13:03:25.835
4 -	1:12.485	70.6	1:53.626	76.3	47.525	58.0	3:53.636 (3)	56.40	3.057	13:07:19.471
5 -	1:10.946	71.0	1:52.920	76.6	47.163	57.9	3:51.029 (2)	57.03	0.450	13:11:10.500
6 -	1:10.933	71.9	1:52.088	74.8	47.558	58.5	3:50.579 (1)	57.15		13:15:01.079

Silverstone Classic

Bentley Centenary Trophy for Pre-War Sports Cars

QUALIFYING - RACE 10 - SECTOR ANALYSIS



SECTOR 1 = FL to I1, SECTOR 2 = I1 to I2, SECTOR 3 = I2 to FL, DIFF = Difference To Personal Best Lap, P = Crossed Finish Line in Pit Lane, D = Time Disallowed

P50		10 PW2		Vivian BUSH			Bentley 3 litre			
IDEAL LAP TIME :		3:52.124		BEST LAP TIME :		3:52.124		DIFFERENCE : 0.000		
LAP	SECTOR 1	SECTOR 2	SECTOR 3	LAP TIME	MPH	DIFF	TIME OF DAY			
1 -	1:16.338	66.7	1:56.471	72.8	49.134	53.8	4:01.943	54.46	9.819	12:54:30.015
2 -	1:13.603	67.7	1:54.261	71.3	49.900	54.8	3:57.764	55.42	5.640	12:58:27.779
3 -	1:14.334	68.8	1:53.374	73.1	49.351	54.6	3:57.059 (3)	55.58	4.935	13:02:24.838
4 -	1:14.321	69.4	1:54.127	71.8	48.870	57.3	3:57.318	55.52	5.194	13:06:22.156
5 -	1:12.094	70.2	1:51.947	73.7	48.083	57.4	3:52.124 (1)	56.77		13:10:14.280
6 -	1:12.989	70.6	1:52.150	72.5	48.725	57.4	3:53.864 (2)	56.34	1.740	13:14:08.144

P51		47 PW4		STOCH / POTOCKI			Aston Martin International			
IDEAL LAP TIME :				BEST LAP TIME :		3:57.956		DIFFERENCE :		
LAP	SECTOR 1	SECTOR 2	SECTOR 3	LAP TIME	MPH	DIFF	TIME OF DAY			
1 -				7:13.278	30.41	3:15.322	12:58:42.413			
2 -				5:38.641 (3)	38.91	1:40.685	13:04:21.054			
3 -				3:57.956 (1)	55.37		13:08:19.010			
4 -				4:00.541 (2)	54.78	2.585	13:12:19.551			

Silverstone Classic

Bentley Centenary Trophy for Pre-War Sports Cars

QUALIFYING - RACE 10 - BEST SECTORS

SECTOR 1			SECTOR 2			SECTOR 3			IDEAL / BEST COMPARISON						
POS	NO	NAME	TIME	NO	NAME	TIME	NO	NAME	TIME	POS	NO	NAME	IDEAL	BEST	DIFF
													PERFECT LAP 2:50.191		
1	8	FRIEDRICHS	51.776	8	FRIEDRICHS	1:23.180	11	WAKEMAN / BL'-EC	35.235	1	8	FRIEDRICHS	2:51.016	2:51.737	0.721
2	52	BURNETT	51.954	11	WAKEMAN / BL'-EC	1:23.978	8	FRIEDRICHS	36.060	2	11	WAKEMAN / BL'-EDW	2:51.951	2:52.228	0.277
3	11	WAKEMAN / BL'-EC	52.738	39	O.LLEWELLYN / T.I	1:26.224	52	BURNETT	36.194	3	52	BURNETT	2:54.956	2:55.759	0.803
4	20	BIRCH	53.677	20	BIRCH	1:26.306	20	BIRCH	36.785	4	20	BIRCH	2:56.768	2:57.398	0.630
5	39	O.LLEWELLYN / T.I	54.073	52	BURNETT	1:26.808	45	KEELING / LOCKIE	36.917	5	39	O.LLEWELLYN / T.LL	2:57.989	2:58.854	0.865
6	45	KEELING / LOCKIE	54.439	54	BARRIE / PRILL	1:27.564	54	BARRIE / PRILL	37.450	6	45	KEELING / LOCKIE	2:59.144	2:59.685	0.541
7	77	HALUSA	54.893	45	KEELING / LOCKIE	1:27.788	35	DARBYSHIRE / CAI	37.529	7	54	BARRIE / PRILL	3:00.198	3:00.858	0.660
8	54	BARRIE / PRILL	55.184	77	HALUSA	1:28.319	77	HALUSA	37.634	8	77	HALUSA	3:00.846	3:02.202	1.356
9	35	DARBYSHIRE / CAI	55.728	9	HUDSON / MORLE'	1:28.563	39	O.LLEWELLYN / T.I	37.692	9	35	DARBYSHIRE / CAMI	3:02.209	3:02.912	0.703
10	9	HUDSON / MORLE'	56.071	35	DARBYSHIRE / CAI	1:28.952	9	HUDSON / MORLE'	37.882	10	9	HUDSON / MORLEY	3:02.516	3:02.516	0.000
11	42	COOKE	56.523	21	MIDDLETON	1:30.108	15	BRIGGS / ARCHER	38.040	11	15	BRIGGS / ARCHER	3:05.809	3:05.987	0.178
12	21	MIDDLETON	56.695	71	BECHTOLSHEIMEF	1:30.420	5	E.BRADLEY / R.BR	38.380	12	71	BECHTOLSHEIMER	3:05.978	3:07.125	1.147
13	71	BECHTOLSHEIMEF	56.720	15	BRIGGS / ARCHER	1:30.635	42	COOKE	38.731	13	21	MIDDLETON	3:06.127	3:06.303	0.176
14	15	BRIGGS / ARCHER	57.134	5	E.BRADLEY / R.BR	1:31.196	71	BECHTOLSHEIMEF	38.838	14	42	COOKE	3:07.316	3:10.272	2.956
15	36	FISKEN / BREWSTI	57.439	4	C.MORLEY / J.MOF	1:31.568	75	WALTON	38.970	15	5	E.BRADLEY / R.BRAI	3:07.748	3:07.748	0.000
16	4	C.MORLEY / J.MOF	57.714	42	COOKE	1:32.062	4	C.MORLEY / J.MOF	38.982	16	4	C.MORLEY / J.MORL	3:08.264	3:08.474	0.210
17	26	M.LITTLEWOOD/A.	57.900	36	FISKEN / BREWSTI	1:32.306	36	FISKEN / BREWSTI	39.021	17	36	FISKEN / BREWSTEF	3:08.766	3:09.470	0.704
18	75	WALTON	57.915	75	WALTON	1:32.609	21	MIDDLETON	39.324	18	75	WALTON	3:09.494	3:11.367	1.873
19	27	DUBSKY	58.127	27	DUBSKY	1:32.682	7	STAMM	39.478	19	27	DUBSKY	3:10.454	3:12.292	1.838
20	5	E.BRADLEY / R.BR	58.172	51	C. BALL / N. BALL	1:32.725	17	MASON-FRANCHIT	39.606	20	51	C. BALL / N. BALL	3:11.666	3:13.116	1.450
21	14	BLAKEMORE	58.619	7	STAMM	1:33.446	27	DUBSKY	39.645	21	7	STAMM	3:12.080	3:13.456	1.376
22	51	C. BALL / N. BALL	58.938	22	LEWIS	1:33.779	41	A.BROWN / R.BRO'	39.750	22	14	BLAKEMORE	3:13.181	3:13.329	0.148
23	7	STAMM	59.156	31	SWETE	1:33.991	51	C. BALL / N. BALL	40.003	23	17	MASON-FRANCHITT	3:13.828	3:14.447	0.619
24	48	STEWART / ELBOL	59.276	24	AYRE	1:33.986	26	M.LITTLEWOOD/A.	40.182	24	31	SWETE	3:14.190	3:15.349	1.159
25	31	SWETE	59.684	14	BLAKEMORE	1:34.004	24	AYRE	40.413	25	26	M.LITTLEWOOD/A.LI'	3:14.476	3:14.476	0.000
26	17	MASON-FRANCHIT	59.760	17	MASON-FRANCHIT	1:34.462	48	STEWART / ELBOL	40.467	26	48	STEWART / ELBOUR	3:14.795	3:17.742	2.947
27	2	OVERINGTON	59.908	2	OVERINGTON	1:34.813	14	BLAKEMORE	40.558	27	24	AYRE	3:15.006	3:16.505	1.499
28	19	OZANNE	59.965	41	A.BROWN / R.BRO'	1:34.906	3	EDWARDS	40.566	28	41	A.BROWN / R.BROW	3:15.719	3:18.208	2.489
29	24	AYRE	1:00.607	48	STEWART / ELBOL	1:35.052	31	SWETE	40.596	29	2	OVERINGTON	3:15.754	3:16.955	1.201
30	22	LEWIS	1:00.735	19	OZANNE	1:35.419	57	GALLIERS-PRATT ,	40.618	30	22	LEWIS	3:15.800	3:16.738	0.938
31	12	LUNN	1:00.747	26	M.LITTLEWOOD/A.	1:36.394	16	MACKINNON	40.716	31	19	OZANNE	3:16.368	3:16.405	0.037
32	57	GALLIERS-PRATT ,	1:00.933	57	GALLIERS-PRATT ,	1:36.525	12	LUNN	40.757	32	57	GALLIERS-PRATT / E	3:18.076	3:18.076	0.000
33	41	A.BROWN / R.BRO'	1:01.063	84	SANDWITH	1:37.019	84	SANDWITH	40.807	33	3	EDWARDS	3:19.389	3:21.572	2.183
34	3	EDWARDS	1:01.166	16	MACKINNON	1:37.354	140	KING / PLANT	40.899	34	84	SANDWITH	3:19.698	3:20.681	0.983
35	40	REAY-SMITH	1:01.683	3	EDWARDS	1:37.657	19	OZANNE	40.984	35	12	LUNN	3:19.713	3:20.686	0.973
36	84	SANDWITH	1:01.872	12	LUNN	1:38.209	2	OVERINGTON	41.033	36	16	MACKINNON	3:20.017	3:20.488	0.471
37	16	MACKINNON	1:01.947	38	SCOTT-MACKIRDY	1:38.300	1	HALUSA	41.102	37	38	SCOTT-MACKIRDY	3:21.407	3:23.535	2.128
38	38	SCOTT-MACKIRDY	1:01.996	40	REAY-SMITH	1:38.335	38	SCOTT-MACKIRDY	41.111	38	40	REAY-SMITH	3:21.519	3:22.252	0.733
39	23	BELL / WELCH	1:02.975	140	KING / PLANT	1:39.829	22	LEWIS	41.286	39	140	KING / PLANT	3:24.967	3:25.471	0.504
40	46	WILTSHIRE / SHOC	1:03.551	23	BELL / WELCH	1:40.702	40	REAY-SMITH	41.501	40	23	BELL / WELCH	3:25.753	3:27.842	2.089
41	140	KING / PLANT	1:04.239	46	WILTSHIRE / SHOC	1:41.459	23	BELL / WELCH	42.076	41	46	WILTSHIRE / SHOOS	3:29.162	3:30.840	1.678
42	70	GOODWIN	1:05.255	70	GOODWIN	1:42.671	6	J.WARD / T.WARD	43.183	42	34	W.ELBOURN SNR / C	3:31.824	3:33.182	1.358
43	6	J.WARD / T.WARD	1:05.509	34	W.ELBOURN SNR /	1:42.839	34	W.ELBOURN SNR /	43.329	43	6	J.WARD / T.WARD	3:31.877	3:33.039	1.162
44	34	W.ELBOURN SNR /	1:05.656	6	J.WARD / T.WARD	1:43.185	33	SALISBURY / MELL	43.654	44	70	GOODWIN	3:31.925	3:32.426	0.501
45	33	SALISBURY / MELL	1:06.263	33	SALISBURY / MELL	1:45.039	70	GOODWIN	43.999	45	33	SALISBURY / MELLO	3:34.956	3:36.824	1.868
46	32	P.BRADFIELD / G.E	1:06.697	32	P.BRADFIELD / G.E	1:45.806	32	P.BRADFIELD / G.E	44.099	46	32	P.BRADFIELD / G.BR	3:36.602	3:36.956	0.354
47	18	NORTHAM	1:08.238	18	NORTHAM	1:48.400	46	WILTSHIRE / SHOC	44.152	47	18	NORTHAM	3:42.604	3:43.523	0.919
48	37	SEBBA / COLE	1:10.757	37	SEBBA / COLE	1:50.576	18	NORTHAM	45.966	48	37	SEBBA / COLE	3:47.513	3:48.940	1.427
49	43	MAHMOUD	1:10.933	10	BUSH	1:51.947	37	SEBBA / COLE	46.180	49	43	MAHMOUD	3:50.184	3:50.579	0.395
50	10	BUSH	1:12.094	43	MAHMOUD	1:52.088	43	MAHMOUD	47.163	50	10	BUSH	3:52.124	3:52.124	0.000
51							10	BUSH	48.083	51	47	STOCH / POTOCKI		3:57.956	

Weather / Track : Cloudy / Dry

Silverstone GP

Circuit Length = 3.6604 miles

Start: 12:46 Flag 13:13 End: 13:19

Results can be found at www.tsl-timing.com

Printed - 13:25 Friday, 26 July 2019

Silverstone Classic

Bentley Centenary Trophy for Pre-War Sports Cars

QUALIFYING - RACE 10 - BEST SPEEDS

POS	INTERMEDIATE 1			INTERMEDIATE 2			FINISH LINE		
	NO	NAME	MPH	NO	NAME	MPH	NO	NAME	MPH
1	8	FRIEDRICHS	109.8	39	O.LLEWELLYN / T.LLEWELLYN	115.1	8	FRIEDRICHS	82.2
2	45	KEELING / LOCKIE	101.9	8	FRIEDRICHS	114.9	39	O.LLEWELLYN / T.LLEWELLYN	81.7
3	20	BIRCH	101.6	54	BARRIE / PRILL	106.3	11	WAKEMAN / BL'-EDWARDS	78.5
4	39	O.LLEWELLYN / T.LLEWELLYN	101.5	45	KEELING / LOCKIE	106.0	52	BURNETT	78.2
5	54	BARRIE / PRILL	101.0	77	HALUSA	104.2	20	BIRCH	77.7
6	22	LEWIS	99.8	20	BIRCH	103.7	45	KEELING / LOCKIE	77.4
7	52	BURNETT	99.7	1	HALUSA	103.0	77	HALUSA	75.8
8	11	WAKEMAN / BL'-EDWARDS	97.3	71	BECHTOLSHEIMER	102.2	71	BECHTOLSHEIMER	74.8
9	77	HALUSA	97.3	11	WAKEMAN / BL'-EDWARDS	101.8	54	BARRIE / PRILL	74.6
10	9	HUDSON / MORLEY	96.5	52	BURNETT	101.6	4	COOKE	73.9
11	19	OZANNE	95.7	75	WALTON	100.9	9	HUDSON / MORLEY	73.5
12	71	BECHTOLSHEIMER	94.9	40	REAY-SMITH	100.9	35	DARBYSHIRE / CAMERON	73.5
13	35	DARBYSHIRE / CAMERON	94.5	9	HUDSON / MORLEY	100.3	4	C.MORLEY / J.MORLEY	72.7
14	2	OVERINGTON	93.5	22	LEWIS	100.1	24	AYRE	72.6
15	40	REAY-SMITH	93.4	2	OVERINGTON	100.1	75	WALTON	71.6
16	42	COOKE	93.3	51	C. BALL / N. BALL	100.0	21	MIDDLETON	71.3
17	31	SWETE	93.3	4	C.MORLEY / J.MORLEY	99.7	26	M.LITTLEWOOD/A.LITTLEWOOD	71.3
18	21	MIDDLETON	93.2	42	COOKE	99.2	51	C. BALL / N. BALL	71.1
19	4	C.MORLEY / J.MORLEY	92.6	21	MIDDLETON	99.1	7	STAMM	71.0
20	51	C. BALL / N. BALL	92.1	35	DARBYSHIRE / CAMERON	98.9	14	BLAKEMORE	70.7
21	75	WALTON	91.9	24	AYRE	98.9	36	FISKEN / BREWSTER	70.5
22	15	BRIGGS / ARCHER	91.5	7	STAMM	96.8	27	DUBSKY	70.4
23	14	BLAKEMORE	90.9	26	M.LITTLEWOOD/A.LITTLEWOOD	96.5	31	SWETE	70.4
24	36	FISKEN / BREWSTER	90.5	27	DUBSKY	96.4	15	BRIGGS / ARCHER	69.6
25	27	DUBSKY	90.5	48	STEWART / ELBOURN	96.4	22	LEWIS	69.5
26	24	AYRE	89.4	19	OZANNE	96.0	2	OVERINGTON	68.9
27	7	STAMM	89.2	36	FISKEN / BREWSTER	95.8	19	OZANNE	68.8
28	26	M.LITTLEWOOD/A.LITTLEWOOD	88.6	15	BRIGGS / ARCHER	95.3	48	STEWART / ELBOURN	68.7
29	48	STEWART / ELBOURN	88.0	31	SWETE	94.9	12	LUNN	68.1
30	3	EDWARDS	87.9	14	BLAKEMORE	94.2	3	EDWARDS	68.1
31	12	LUNN	85.9	3	EDWARDS	92.4	5	E.BRADLEY / R.BRADLEY	68.0
32	84	SANDWITH	85.8	84	SANDWITH	91.4	41	A.BROWN / R.BROWN	67.9
33	5	E.BRADLEY / R.BRADLEY	84.8	12	LUNN	89.9	57	GALLIERS-PRATT / BL'-EDWARD	67.3
34	41	A.BROWN / R.BROWN	84.5	5	E.BRADLEY / R.BRADLEY	89.3	17	MASON-FRANCHITTI / WOOD	66.4
35	70	GOODWIN	84.3	41	A.BROWN / R.BROWN	88.4	40	REAY-SMITH	66.1
36	57	GALLIERS-PRATT / BL'-EDWARD	83.1	17	MASON-FRANCHITTI / WOOD	88.1	84	SANDWITH	65.6
37	38	SCOTT-MACKIRDY	82.9	38	SCOTT-MACKIRDY	88.1	34	W.ELBOURN SNR / G.ELBOURN	64.9
38	17	MASON-FRANCHITTI / WOOD	82.6	57	GALLIERS-PRATT / BL'-EDWARD	88.0	16	MACKINNON	64.5
39	23	BELL / WELCH	80.3	23	BELL / WELCH	87.4	6	J.WARD / T.WARD	64.4
40	34	W.ELBOURN SNR / G.ELBOURN	80.0	70	GOODWIN	87.3	70	GOODWIN	64.2
41	46	WILTSHIRE / SHOOSMITH	79.8	34	W.ELBOURN SNR / G.ELBOURN	87.1	46	WILTSHIRE / SHOOSMITH	64.0
42	16	MACKINNON	79.7	32	P.BRADFIELD / G.BRADFIELD	85.0	23	BELL / WELCH	63.7
43	33	SALISBURY / MELLORS	78.1	6	J.WARD / T.WARD	84.7	38	SCOTT-MACKIRDY	63.6
44	32	P.BRADFIELD / G.BRADFIELD	77.7	16	MACKINNON	84.3	32	P.BRADFIELD / G.BRADFIELD	63.6
45	6	J.WARD / T.WARD	76.8	46	WILTSHIRE / SHOOSMITH	83.9	33	SALISBURY / MELLORS	61.4
46	18	NORTHAM	76.5	18	NORTHAM	83.4	140	KING / PLANT	60.7
47	140	KING / PLANT	75.6	33	SALISBURY / MELLORS	81.1	37	SEBBA / COLE	59.5
48	43	MAHMOUD	71.9	140	KING / PLANT	78.7	43	MAHMOUD	58.5
49	37	SEBBA / COLE	71.6	43	MAHMOUD	76.6	18	NORTHAM	58.3
50	10	BUSH	70.6	37	SEBBA / COLE	74.3	10	BUSH	57.4
51				10	BUSH	73.7	1	HALUSA	54.5
52									

Weather / Track : Cloudy / Dry

Results can be found at www.tsl-timing.com

Silverstone GP

Circuit Length = 3.6604 miles

Start: 12:46 Flag 13:13 End: 13:19

Printed - 13:26 Friday, 26 July 2019

Silverstone Classic

Bentley Centenary Trophy for Pre-War Sports Cars

QUALIFYING - RACE 10 - STATISTICS

Competitors Started 52
Planned Start 2019-07-26 @ 12:48:00.000
Actual Start 2019-07-26 @ 12:46:53.152
Finish Time 2019-07-26 @ 13:13:58.298
Track Length 3.6604mi.
Total Laps 349
Total Distance Covered 1277.5136mi.

Session Fastest Lap History

NO	CL	NAME	LAP TIME	TIME OF DAY	LAP	VEHICLE
8	PW7	Rudiger FRIEDRICHS	2:53.461	12:51:59.254	1	Alvis Firefly 4.3
8	PW7	Rudiger FRIEDRICHS	2:52.748	13:00:40.039	4	Alvis Firefly 4.3
8	PW7	Rudiger FRIEDRICHS	2:51.737	13:03:31.776	5	Alvis Firefly 4.3

Flag History

TYPE	TIME OF DAY
GREEN	12:46:53.152
FINISH	13:13:58.298

Flag Statistics

TYPE	COUNT	TOTAL LAPS	TOTAL TIME
Green	1	8	32:11.532
Red	0	0	0.000
Safety Car	0	0	0.000
FCY	0	0	0.000

Weather / Track : Cloudy / Dry

These results are provisional until the conclusion of any judicial and technical matters.

Silverstone GP

Circuit Length = 3.6604 miles

Start: 12:46 Flag 13:13 End: 13:19

Clerk Of Course :		Timekeeper :
-------------------	--	--------------

Silverstone Classic

Bentley Centenary Trophy for Pre-War Sports Cars

QUALIFYING - RACE 10 - STATISTICS

CLASS : PW2

4 Starters

Fastest Lap History

NO	NAME	LAP TIME	TIME OF DAY	LAP	VEHICLE
16	Jock MACKINNON	3:25.006	12:52:57.611	1	Bentley 3 litre Tourer
16	Jock MACKINNON	3:20.852	12:56:18.469	2	Bentley 3 litre Tourer
16	Jock MACKINNON	3:20.488	13:06:23.208	5	Bentley 3 litre Tourer

Weather / Track : Cloudy / Dry

These results are provisional until the conclusion of any judicial and technical matters.

Silverstone GP

Circuit Length = 3.6604 miles

Start: 12:46 Flag 13:13 End: 13:19

Clerk Of Course :

Timekeeper :

Silverstone Classic

Bentley Centenary Trophy for Pre-War Sports Cars

QUALIFYING - RACE 10 - STATISTICS

CLASS : PW3

13 Starters

Fastest Lap History

NO	NAME	LAP TIME	TIME OF DAY	LAP	VEHICLE
4	C.MORLEY / J.MORLEY	3:08.985	12:52:49.943	1	Bentley 3/4½
4	C.MORLEY / J.MORLEY	3:08.474	12:59:07.833	3	Bentley 3/4½
9	HUDSON / MORLEY	3:06.203	13:09:40.081	6	Bentley 3/4½
9	HUDSON / MORLEY	3:02.516	13:12:42.599	7	Bentley 3/4½

Weather / Track : Cloudy / Dry

These results are provisional until the conclusion of any judicial and technical matters.

Silverstone GP

Circuit Length = 3.6604 miles

Start: 12:46 Flag 13:13 End: 13:19

Clerk Of Course :

Timekeeper :

Silverstone Classic

Bentley Centenary Trophy for Pre-War Sports Cars

QUALIFYING - RACE 10 - STATISTICS

CLASS : PW1

3 Starters

Fastest Lap History

NO	NAME	LAP TIME	TIME OF DAY	LAP	VEHICLE
11	WAKEMAN / BL'-EDWARDS	2:55.420	12:52:00.751	1	Frazer Nash Super Sports
11	WAKEMAN / BL'-EDWARDS	2:53.496	12:54:54.248	2	Frazer Nash Super Sports
11	WAKEMAN / BL'-EDWARDS	2:52.228	13:11:24.903	7	Frazer Nash Super Sports

Weather / Track : Cloudy / Dry

These results are provisional until the conclusion of any judicial and technical matters.

Silverstone GP

Circuit Length = 3.6604 miles

Start: 12:46 Flag 13:13 End: 13:19

Clerk Of Course :

Timekeeper :

Silverstone Classic

Bentley Centenary Trophy for Pre-War Sports Cars

QUALIFYING - RACE 10 - STATISTICS

CLASS : PW4

9 Starters

Fastest Lap History

NO	NAME	LAP TIME	TIME OF DAY	LAP	VEHICLE
15	BRIGGS / ARCHER	3:13.550	12:52:22.566	1	Aston Martin Ulster LM15
5	E.BRADLEY / R.BRADLEY	3:10.631	12:53:04.162	1	Aston Martin Ulster
5	E.BRADLEY / R.BRADLEY	3:09.649	12:56:13.811	2	Aston Martin Ulster
15	BRIGGS / ARCHER	3:05.987	12:58:39.576	3	Aston Martin Ulster LM15

Weather / Track : Cloudy / Dry

These results are provisional until the conclusion of any judicial and technical matters.

Silverstone GP

Circuit Length = 3.6604 miles

Start: 12:46 Flag 13:13 End: 13:19

Clerk Of Course :

Timekeeper :

Silverstone Classic

Bentley Centenary Trophy for Pre-War Sports Cars

QUALIFYING - RACE 10 - STATISTICS

CLASS : PW5

6 Starters

Fastest Lap History

NO	NAME	LAP TIME	TIME OF DAY	LAP	VEHICLE
54	BARRIE / PRILL	3:11.549	12:52:31.927	1	BMW 328
54	BARRIE / PRILL	3:09.149	12:55:41.077	2	BMW 328
21	Alan MIDDLETON	3:06.303	13:00:39.697	3	Aston Martin Speed 'Red Dragon
54	BARRIE / PRILL	3:00.858	13:12:43.106	7	BMW 328

Weather / Track : Cloudy / Dry

These results are provisional until the conclusion of any judicial and technical matters.

Silverstone GP

Circuit Length = 3.6604 miles

Start: 12:46 Flag 13:13 End: 13:19

Clerk Of Course :

Timekeeper :

Silverstone Classic

Bentley Centenary Trophy for Pre-War Sports Cars

QUALIFYING - RACE 10 - STATISTICS

CLASS : PW7

11 Starters

Fastest Lap History

NO	NAME	LAP TIME	TIME OF DAY	LAP	VEHICLE
8	Rudiger FRIEDRICHS	2:53.461	12:51:59.254	1	Alvis Firefly 4.3
8	Rudiger FRIEDRICHS	2:52.748	13:00:40.039	4	Alvis Firefly 4.3
8	Rudiger FRIEDRICHS	2:51.737	13:03:31.776	5	Alvis Firefly 4.3

Weather / Track : Cloudy / Dry

These results are provisional until the conclusion of any judicial and technical matters.

Silverstone GP

Circuit Length = 3.6604 miles

Start: 12:46 Flag 13:13 End: 13:19

Clerk Of Course :		Timekeeper :
-------------------	--	--------------

Silverstone Classic

Bentley Centenary Trophy for Pre-War Sports Cars

QUALIFYING - RACE 10 - STATISTICS

CLASS : PW6

3 Starters

Fastest Lap History

NO	NAME	LAP TIME	TIME OF DAY	LAP	VEHICLE
52	Gareth BURNETT	3:13.191	12:52:27.420	1	Alta Sports
77	Niklas HALUSA	3:08.526	12:52:32.287	1	Alfa Romeo 8C 2300 Zagato Spyder
52	Gareth BURNETT	3:06.325	12:55:33.746	2	Alta Sports
77	Niklas HALUSA	3:03.174	12:55:35.461	2	Alfa Romeo 8C 2300 Zagato Spyder
77	Niklas HALUSA	3:02.202	12:58:37.663	3	Alfa Romeo 8C 2300 Zagato Spyder
52	Gareth BURNETT	2:58.033	13:12:16.462	5	Alta Sports
52	Gareth BURNETT	2:55.759	13:15:12.221	6	Alta Sports

Weather / Track : Cloudy / Dry

These results are provisional until the conclusion of any judicial and technical matters.

Silverstone GP

Circuit Length = 3.6604 miles

Start: 12:46 Flag 13:13 End: 13:19

Clerk Of Course :

Timekeeper :

Silverstone Classic

Bentley Centenary Trophy for Pre-War Sports Cars

QUALIFYING - RACE 10 - STATISTICS

CLASS : PW SP

3 Starters

Fastest Lap History

NO	NAME	LAP TIME	TIME OF DAY	LAP	VEHICLE
39	O.LLEWELLYN / T.LLEWELLYN	3:06.090	12:53:51.157	1	Bentley 3/8
39	O.LLEWELLYN / T.LLEWELLYN	3:03.988	12:56:55.153	2	Bentley 3/8
39	O.LLEWELLYN / T.LLEWELLYN	2:58.854	12:59:54.006	3	Bentley 3/8

Weather / Track : Cloudy / Dry

These results are provisional until the conclusion of any judicial and technical matters.

Silverstone GP

Circuit Length = 3.6604 miles

Start: 12:46 Flag 13:13 End: 13:19

Clerk Of Course :

Timekeeper :



Silverstone Classic

Bentley Centenary Trophy for Pre-War Sports Cars

RACE 10 - GRID (40 minutes) - AMENDED v2

Sheet No:	Issue Time:
------------------	--------------------

ROW 24	47	3:57.956 STOCH / POTOCKI	48	1	Martin HALUSA
ROW 23	45	3:50.579 Tarek MAHMOUD	46	10	3:52.124 Vivian BUSH
ROW 22	43	3:43.523 Guy NORTHAM	44	37	3:48.940 SEBBA / COLE
ROW 21	41	3:36.824 SALISBURY / MELLORS	42	32	3:36.956 P.BRADFIELD / G.BRADFIELD
ROW 20	39	3:33.039 J.WARD / T.WARD	40	34	3:33.182 W.ELBOURN SNR / G.ELBOURN
ROW 19	37	3:27.842 BELL / WELCH	38	70	3:32.426 Graham GOODWIN
ROW 18	35	3:22.252 Richard REAY-SMITH	36	38	3:23.535 Christopher SCOTT-MACKIRDY
ROW 17	33	3:20.686 Chris LUNN	34	3	3:21.572 Simon EDWARDS
ROW 16	31	3:20.488 Jock MACKINNON	32	84	3:20.681 Neil SANDWITH
ROW 15	29	3:18.076 GALLIERS-PRATT / BLAKENEY-EDWARDS	30	41	3:18.208 A.BROWN / R.BROWN
ROW 14	27	3:16.955 Martin OVERINGTON	28	48	3:17.742 STEWART / ELBOURN
ROW 13	25	3:16.505 David AYRE	26	22	3:16.738 Robert LEWIS
ROW 12	23	3:15.349 Trevor SWETE	24	19	3:16.405 David OZANNE
ROW 11	21	3:13.456 Heinz STAMM	22	17	3:14.447 MASON-FRANCHITTI / WOOD
ROW 10	19	3:13.116 C. BALL / N. BALL	20	14	3:13.329 Robert BLAKEMORE
ROW 9	17	3:10.272 David COOKE	18	75	3:11.367 Matt WALTON
ROW 8	15	3:08.474 C.MORLEY / J.MORLEY	16	36	3:09.470 FISKEN / BREWSTER
ROW 7	13	3:07.125 Till BECHTOLSHEIMER	14	5	3:07.748 E.BRADLEY / R.BRADLEY
ROW 6	11	3:05.987 BRIGGS / ARCHER	12	21	3:06.303 Alan MIDDLETON
ROW 5	9	3:02.516 HUDSON / MORLEY	10	35	3:02.912 DARBYSHIRE / CAMERON
ROW 4	7	3:00.858 BARRIE / PRILL	8	77	3:02.202 Niklas HALUSA
ROW 3	5	2:58.854 O.LLEWELLYN / T.LLEWELLYN	6	45	2:59.685 KEELING / LOCKIE
ROW 2	3	2:55.759 Gareth BURNETT	4	20	2:57.398 Michael BIRCH
ROW 1	1	2:51.737 Rudiger FRIEDRICHS	2	11	2:52.228 WAKEMAN / BLAKENEY-EDWARDS

Pole

Cars 26, 27, 46 & 140 withdrawn.

Silverstone GP
Circuit Length = 3.6604 miles

These results are provisional until the conclusion of any judicial and technical matters.

Clerk Of Course :	Steward :	Timekeeper :


Silverstone Classic
Bentley Centenary Trophy for Pre-War Sports Cars
RACE 10 - CLASSIFICATION

Sheet No:	Issue Time:
------------------	--------------------

POS	NO	CL	PIC NAME	ENTRY	LAPS	TIME	GAP	DIFF	MPH	BEST	ON	
1	39*	PW SP	1	T.LLEWELLYN / O.LLEWELLYN	Bentley 3/8	14	40:45.565		75.43	2:49.470	1	
2	8	PW7	1	Rudiger FRIEDRICH	Alvis Firefly 4.3	14	40:46.805	1.240	75.39	2:49.243	14	
3	11	PW1	1	WAKEMAN / BLAKENEY-EDWARDS	Frazer Nash Super Sports	14	41:56.228	1:10.663	1:09.423	73.31	2:54.026	10
4	20	PW7	2	Michael BIRCH	Talbot AV105 Brooklands JJ93	14	41:56.468	1:10.903	0.240	73.31	2:55.768	5
5	45	PW7	3	KEELING / LOCKIE	Delahaye 135	14	42:35.278	1:49.713	38.810	72.19	2:56.827	14
6	54	PW5	1	BARRIE / PRILL	BMW 328	14	43:05.170	2:19.605	29.892	71.36	2:57.054	3
7	77	PW6	1	Niklas HALUSA	Alfa Romeo 8C 2300 Zagato Spyder	14	43:38.519	2:52.954	33.349	70.45	3:01.714	2
8	9	PW3	1	HUDSON / MORLEY	Bentley 3/4½	13	41:05.657	1 Lap	1 Lap	69.47	3:02.897	9
9	21	PW5	2	Alan MIDDLETON	Aston Martin Speed 'Red Dragon	13	41:17.271	1 Lap	11.614	69.15	3:02.178	10
10	71	PW7	4	Till BECHTOLSHEIMER	Talbot Lago T150C	13	41:18.571	1 Lap	1.300	69.11	3:04.905	6
11	35	PW1	2	CAMERON / DARBYSHIRE	Morgan Super Aero	13	41:19.293	1 Lap	0.722	69.09	3:02.022	2
12	4	PW3	2	C.MORLEY / J.MORLEY	Bentley 3/4½	13	41:29.725	1 Lap	10.432	68.80	3:06.039	10
13	5	PW4	1	R.BRADLEY / E.BRADLEY	Aston Martin Ulster	13	41:48.295	1 Lap	18.570	68.29	3:06.586	3
14	75	PW SP	2	Matt WALTON	Bentley 3/8	13	41:53.690	1 Lap	5.395	68.15	3:08.344	4
15	51	PW7	5	C. BALL / N. BALL	Invicta S-Type Low Chassis	13	42:03.931	1 Lap	10.241	67.87	3:07.116	11
16	36	PW3	3	BREWSTER / FISKEN	Vauxhall 30/98 The Hughes Special	13	42:05.312	1 Lap	1.381	67.83	3:08.027	11
17	7	PW5	3	Heinz STAMM	Aston Martin 2 Litre Speed	13	42:09.060	1 Lap	3.748	67.73	3:06.546	13
18	14	PW5	4	Robert BLAKEMORE	Aston Martin Speed Model	13	42:09.815	1 Lap	0.755	67.71	3:05.836	9
19	1	PW2	1	Martin HALUSA	Bugatti 35C/B	13	42:34.251	1 Lap	24.436	67.06	3:03.296	9
20	24	PW SP	3	David AYRE	Barnato Hassan Special	13	43:14.225	1 Lap	39.974	66.03	3:11.039	4
21	3	PW1	3	Simon EDWARDS	Morgan Super Aero	13	43:14.934	1 Lap	0.709	66.01	3:12.035	13
22	19	PW5	5	David OZANNE	Aston Martin 2 Litre Speed Model	13	43:50.177	1 Lap	35.243	65.13	3:13.918	11
23	22	PW7	6	Robert LEWIS	Lagonda V12 Le Mans	13	43:52.559	1 Lap	2.382	65.07	3:12.645	13
24	41	PW7	7	A.BROWN / R.BROWN	Invicta Low Chassis	13	43:55.518	1 Lap	2.959	65.00	3:15.808	10
25	12	PW6	2	Chris LUNN	Talbot 105 Sports Team Car	13	44:51.877	1 Lap	56.359	63.64	3:14.975	8
26	16	PW2	2	Jock MACKINNON	Bentley 3 litre Tourer	12	40:51.578	2 Laps	1 Lap	64.50	3:16.422	4
27	84	PW3	4	Neil SANDWICH	Bentley 3/4½	12	40:55.579	2 Laps	4.001	64.39	3:16.986	3
28	40	PW7	8	Richard REAY-SMITH	Lagonda LG45 Fox & Nicholls Team Car	12	41:30.098	2 Laps	34.519	63.50	3:16.904	11
29	38	PW4	2	Christopher SCOTT-MACKIRDY	Aston Le Mans	12	41:56.082	2 Laps	25.984	62.84	3:18.480	10
30	57	PW3	5	BLAKENEY-EDWARDS / GALLIERS-PR	Bentley 3/4.5	12	42:33.060	2 Laps	36.978	61.93	3:16.855	3
31	70	PW3	6	Graham GOODWIN	Bentley 4½ Le Mans Rep	12	43:10.811	2 Laps	37.751	61.03	3:24.575	12
32	34	PW3	7	W.ELBOURN SNR / G.ELBOURN	Bentley 3/4½	12	43:10.964	2 Laps	0.153	61.03	3:25.382	12
33	23	PW3	8	BELL / WELCH	Bentley 3/4½	12	44:02.076	2 Laps	51.112	59.85	3:29.153	5
34	32	PW7	9	Peter BRADFIELD	Invicta S Type	11	40:48.543	3 Laps	1 Lap	59.20	3:31.903	4
35	33	PW4	3	SALISBURY / MELLORS	Aston Martin Ulster	11	41:50.736	3 Laps	1:02.193	57.73	3:25.315	11
36	6	PW3	9	J.WARD / T.WARD	Bentley 4½	11	42:21.409	3 Laps	30.673	57.03	3:39.818	15
37	18	PW3	10	Guy NORTHAM	Bentley 4½	11	42:49.248	3 Laps	27.839	56.41	3:38.423	10
38	10	PW2	3	Vivian BUSH	Bentley 3 litre	10	41:09.343	4 Laps	1 Lap	53.36	3:56.115	9
39	43	PW4	4	Tarek MAHMOUD	Aston Martin Le Mans	10	41:41.674	4 Laps	32.331	52.67	3:39.643	10

NOT CLASSIFIED

DNF	15	PW4		ARCHER / BRIGGS	Aston Martin Ulster LM15	12	38:03.510	2 Laps	0.000	69.25	3:03.966	7
DNF	2	PW3		Martin OVERINGTON	Bentley 4½ Blower	10	33:50.562	4 Laps	2 Laps	64.89	3:14.187	4
NC	31	PW7		Trevor SWETE	Invicta S-Type	10	42:27.133	4 Laps	8:36.571	51.73	3:13.525	8
DNF	42	PW7		David COOKE	Alfa Romeo 8C Monza	8	26:47.287	6 Laps	2 Laps	65.59	3:08.408	2
DNF	48	PW3		STEWART / ELBOURN	Bentley 3/4½	8	27:07.050	6 Laps	19.763	64.79	3:11.398	4
DNF	37	PW4		SEBBA / COLE	Morgan 4-4	7	29:25.174	7 Laps	1 Lap	52.25	3:53.812	3
NC	47	PW4		STOCH / POTOCKI	Aston Martin International	7	40:46.334	7 Laps	11:21.160	37.70	3:47.691	3
DNF	52*	PW6		Gareth BURNETT	Alta Sports	6	17:45.424	8 Laps	1 Lap	74.21	2:55.955	5
NC	17	PW4		WOOD / MASON-FRANCHITTI	Aston Martin Ulster LM17	5	41:45.440	9 Laps	1 Lap	26.29	3:22.145	5

FASTEST LAP

8	PW7	Rudiger FRIEDRICH	Alvis Firefly 4.3	14	2:49.243	77.86 mph	125.30 kph
39	PW SP	T.LLEWELLYN / O.LLEWELLYN	Bentley 3/8	1	2:49.470	77.75 mph	125.14 kph
11	PW1	WAKEMAN / BLAKENEY-EDWARDS	Frazer Nash Super Sports	10	2:54.026	75.72 mph	121.86 kph
52	PW6	Gareth BURNETT	Alta Sports	5	2:55.955	74.89 mph	120.52 kph
54	PW5	BARRIE / PRILL	BMW 328	3	2:57.054	74.42 mph	119.78 kph

Silverstone GP

Circuit Length = 3.6604 miles

Start: 18:02 Flag 18:43 End: 18:48

Weather / Track : Cloudy / Dry
These results are provisional until the conclusion of any judicial and technical matters.

Clerk Of Course :	Steward :	Timekeeper :



Silverstone Classic

Bentley Centenary Trophy for Pre-War Sports Cars

RACE 10 - CLASSIFICATION

9	PW3	HUDSON / MORLEY	Bentley 3/4½
1	PW2	Martin HALUSA	Bugatti 35C/B
15	PW4	ARCHER / BRIGGS	Aston Martin Ulster LM15

Sheet No:	Issue Time:
-----------	-------------

9	3:02.897	72.05 mph	115.95 kph
9	3:03.296	71.89 mph	115.70 kph
7	3:03.966	71.63 mph	115.27 kph

*Cars 39 & 52 no working transponders.

Weather / Track : Cloudy / Dry

These results are provisional until the conclusion of any judicial and technical matters.

Silverstone GP

Circuit Length = 3.6604 miles

Start: 18:02 Flag 18:43 End: 18:48

Clerk Of Course :	Steward :	Timekeeper :
-------------------	-----------	--------------

Silverstone Classic

Bentley Centenary Trophy for Pre-War Sports Cars

RACE 10 - LAP CHART

LAP 1 @ 18:05:37.649			LAP 2 @ 18:08:29.920			LAP 3 @ 18:11:23.309			LAP 4 @ 18:14:15.584			LAP 5 @ 18:17:06.408		
NO	BEHIND	LAP TIME	NO	BEHIND	LAP TIME	NO	BEHIND	LAP TIME	NO	BEHIND	LAP TIME	NO	BEHIND	LAP TIME
39		2:49.470	39		2:52.271	39		2:53.389	39		2:52.275	39		2:50.824
8	2.648	2:52.118	8	3.208	2:52.831	8	2.630	2:52.811	8	1.616	2:51.261	8	1.371	2:50.579
52	7.589	2:57.059	20	14.254	2:57.315	47	1 Lap	3:53.583	32	1 Lap	3:33.896	34	1 Lap	3:27.502
20	9.210	2:58.680	52	14.737	2:59.419	37	1 Lap	3:58.480	6	1 Lap	3:43.287	23	1 Lap	3:32.095
11	9.831	2:59.301	11	14.948	2:57.388	31	2 Laps	8:51.718 P	20	22.457	2:56.924	70	1 Lap	3:34.006
54	11.622	3:01.092	54	16.628	2:57.277	20	17.808	2:56.943	52	22.726	2:56.436	20	27.401	2:55.768
45	12.225	3:01.695	45	19.906	2:59.952	52	18.565	2:57.217	54	26.848	2:58.830	52	27.857	2:55.955
35	12.840	3:02.310	35	22.591	3:02.022	54	20.293	2:57.054	11	31.092	3:02.788	54	34.492	2:58.468
77	14.712	3:04.182	77	24.155	3:01.714	11	20.579	2:59.020	43	1 Lap	3:46.336	11	37.771	2:57.503
15	19.486	3:08.956	15	33.234	3:06.019	10	1 Lap	4:00.355	45	38.818	3:03.612	32	1 Lap	3:31.903
9	22.721	3:12.191	9	40.550	3:10.100	45	27.481	3:00.964	18	1 Lap	3:45.053	45	49.359	3:01.365 P
71	22.953	3:12.423	4	40.926	3:09.516	35	32.242	3:03.040	77	44.863	3:04.391	77	57.095	3:03.056
4	23.681	3:13.151	71	41.366	3:10.684	77	32.747	3:01.981	35	45.468	3:05.501	6	1 Lap	3:40.881
36	24.627	3:14.097	21	42.125	3:09.171	15	45.821	3:05.976	33	1 Lap	3:50.574	31	3 Laps	6:35.899
75	24.897	3:14.367	75	42.395	3:09.769	4	55.530	3:07.993	15	59.486	3:05.940	35	1:09.458	3:14.814 P
21	25.225	3:14.695	36	43.583	3:11.227	71	55.915	3:07.938	47	1 Lap	3:47.691	15	1:13.515	3:04.853
5	25.550	3:15.020	5	43.788	3:10.509	9	56.404	3:09.243	71	1:09.907	3:06.267	71	1:25.774	3:06.691
42	29.282	3:18.752	42	45.419	3:08.408	5	56.985	3:06.586	37	1 Lap	3:53.812	4	1:26.510	3:06.986
51	31.109	3:20.579	51	50.996	3:12.158	75	57.410	3:08.404	4	1:10.348	3:07.093	21	1:28.866	3:08.694
14	32.865	3:22.335	7	52.174	3:10.038	21	58.112	3:09.376	21	1:10.996	3:05.159	9	1:29.160	3:08.400
7	34.407	3:23.877	14	55.211	3:14.617	36	1:00.431	3:10.237	9	1:11.584	3:07.455	43	1 Lap	3:45.112
17	34.749	3:24.219	24	1:02.059	3:14.650	42	1:00.910	3:08.880	75	1:13.479	3:08.344	75	1:32.145	3:09.490
19	38.940	3:28.410	48	1:03.962	3:15.465	51	1:09.863	3:12.256	42	1:18.168	3:09.533	42	1:36.060	3:08.716
24	39.680	3:29.150	19	1:07.621	3:20.952	7	1:12.431	3:13.646	36	1:18.513	3:10.357	18	1 Lap	3:44.505
48	40.768	3:30.238	22	1:15.850	3:19.416	14	1:12.703	3:10.881	5	1:23.673	3:18.963	5	1:40.221	3:07.372
22	48.705	3:38.175	2	1:16.383	3:18.987	24	1:21.658	3:12.988	10	1 Lap	3:57.416	36	1:40.931	3:13.242
2	49.667	3:39.137	41	1:18.256	3:18.598	48	1:23.102	3:12.529	51	1:30.352	3:12.764	33	1 Lap	3:48.785
57	49.890	3:39.360	16	1:20.158	3:21.410	19	1:33.511	3:19.279	7	1:32.926	3:12.770	51	1:49.849	3:10.321 P
3	50.327	3:39.797	3	1:20.524	3:22.468	22	1:39.471	3:17.010	14	1:33.112	3:12.684	14	1:54.654	3:12.366
16	51.019	3:40.489	57	1:21.348	3:23.729	2	1:40.010	3:17.016	24	1:40.422	3:11.039	7	1:54.740	3:12.638
41	51.929	3:41.399	12	1:22.234	3:21.349	41	1:42.047	3:17.180	48	1:42.225	3:11.398	24	2:01.697	3:12.099
12	53.156	3:42.626	84	1:23.021	3:21.414	16	1:44.179	3:17.410	19	2:01.538	3:20.302	48	2:09.687	3:18.286 P
84	53.878	3:43.348	40	1:40.669	3:28.212	3	1:44.378	3:17.243	2	2:01.922	3:14.187	37	1 Lap	4:03.690 P
40	1:04.728	3:54.198	38	1:44.056	3:28.415	57	1:44.814	3:16.855	22	2:03.802	3:16.606	47	1 Lap	4:17.429
38	1:07.912	3:57.382	1	1:48.451	3:16.527	12	1:45.486	3:16.641	3	2:04.621	3:12.518	2	2:27.159	3:16.061
70	1:09.771	3:59.241	70	1:49.986	3:32.486	84	1:46.618	3:16.986	41	2:06.344	3:16.572	41	2:28.773	3:13.253 P
23	1:11.014	4:00.484	23	1:50.955	3:32.212	1	2:05.015	3:09.953	16	2:08.326	3:16.422	19	2:29.916	3:19.202
34	1:11.951	4:01.421	34	1:51.682	3:32.002	40	2:12.013	3:24.733	57	2:09.910	3:17.371	3	2:30.225	3:16.428
1	1:24.195	4:13.665	32	2:16.895	3:36.770	38	2:15.893	3:25.226	12	2:10.740	3:17.529	57	2:33.172	3:14.086 P
6	1:28.460	4:17.930	6	2:20.948	3:44.759	34	2:26.779	3:28.486	84	2:11.613	3:17.270	10	1 Lap	3:59.736
32	1:32.396	4:21.866	43	2:35.328	3:44.669	70	2:28.043	3:31.446	1	2:20.383	3:07.643	16	2:35.775	3:18.273
43	1:42.930	4:32.400	33	2:41.714	3:50.125	23	2:29.110	3:31.544	40	2:43.000	3:23.262	12	2:36.490	3:16.574 P
33	1:43.860	4:33.330	18	2:43.840	3:50.375				38	2:46.787	3:23.169	22	2:37.828	3:24.850
18	1:45.736	4:35.206										1	2:38.271	3:08.712
37	1:55.660	4:45.130										84	2:40.772	3:19.983
47	1:56.946	4:46.416												
10	2:06.024	4:55.494												

Weather / Track : Cloudy / Dry

Silverstone GP

Circuit Length = 3.6604 miles

Start: 18:02 Flag 18:43 End: 18:48

Silverstone Classic

Bentley Centenary Trophy for Pre-War Sports Cars

RACE 10 - LAP CHART

LAP 6 @ 18:19:56.598			LAP 7 @ 18:22:42.174			LAP 8 @ 18:26:25.257			LAP 9 @ 18:29:18.447			LAP 10 @ 18:32:10.467		
NO	BEHIND	LAP TIME	NO	BEHIND	LAP TIME	NO	BEHIND	LAP TIME	NO	BEHIND	LAP TIME	NO	BEHIND	LAP TIME
39		2:50.190	39		2:45.576 P	20		2:57.472	20		2:53.190 P	39		2:51.979
8	1.508	2:50.327 P	51	1 Lap	3:51.952	39	1.533	3:44.616	39	0.041	2:51.698	36	1 Lap	3:10.590
40	1 Lap	3:21.329	2	1 Lap	3:16.723 P	47	3 Laps	6:56.689 P	32	2 Laps	4:22.129	37	3 Laps	3:58.054
38	1 Lap	3:22.228	3	1 Lap	3:14.077	8	8.529	2:50.825	8	6.411	2:51.072	8	4.286	2:49.895
20	33.097	2:55.886	48	1 Lap	3:34.870	54	11.412	2:57.647	42	1 Lap	3:21.710 P	51	1 Lap	3:10.027
52	37.005	2:59.338 P	19	1 Lap	3:17.609 P	48	1 Lap	3:48.265	54	18.079	2:59.857 P	7	1 Lap	3:06.875
54	43.728	2:59.426	1	1 Lap	3:11.133 P	2	1 Lap	3:56.413	24	1 Lap	3:13.520	23	2 Laps	3:36.491
11	46.348	2:58.767	16	1 Lap	3:17.224 P	1	1 Lap	3:59.457	48	1 Lap	3:15.999 P	14	1 Lap	3:05.836
34	1 Lap	3:29.328	22	1 Lap	3:23.119 P	41	1 Lap	3:20.200	3	1 Lap	3:47.500	17	8 Laps	26:32.991 P
23	1 Lap	3:29.153	84	1 Lap	3:21.668 P	19	1 Lap	4:10.659	1	1 Lap	3:04.056	24	1 Lap	3:11.983
70	1 Lap	3:34.358	20	45.611	2:58.090	16	1 Lap	4:06.644	2	1 Lap	3:14.237	32	2 Laps	3:34.565
77	1:09.801	3:02.896	10	2 Laps	3:52.884 P	22	1 Lap	4:00.150	11	50.415	2:56.851	20	44.207	3:36.227
15	1:29.098	3:05.773	41	1 Lap	4:02.918	12	1 Lap	3:20.133	6	2 Laps	4:46.696	1	1 Lap	3:03.296
32	1 Lap	3:33.816	40	1 Lap	3:18.560 P	11	46.754	3:32.441	41	1 Lap	3:16.871	11	52.421	2:54.026
31	3 Laps	3:18.369 P	54	56.848	2:58.696	38	1 Lap	3:27.056 P	19	1 Lap	3:17.033	3	1 Lap	3:12.894
45	1:38.542	3:39.373	11	57.396	2:56.624 P	33	2 Laps	4:32.746	22	1 Lap	3:16.313	2	1 Lap	3:14.556
71	1:40.489	3:04.905	8	1:00.787	3:44.855	84	1 Lap	4:06.112	16	1 Lap	3:18.630	45	1:19.032	2:57.366
4	1:41.552	3:05.232 P	38	1 Lap	3:21.997	77	49.993	3:01.983 P	12	1 Lap	3:14.975	54	1:21.156	3:55.097
21	1:43.316	3:04.640 P	12	1 Lap	4:08.234	43	2 Laps	5:07.061	45	1:13.686	2:58.350	41	1 Lap	3:18.283
9	1:45.105	3:06.135 P	57	1 Lap	4:25.686	45	1:08.526	2:59.505	84	1 Lap	3:18.021	19	1 Lap	3:15.707
75	1:51.517	3:09.562	77	1:31.093	3:06.868	15	1:09.685	3:05.280	15	1:22.187	3:05.692 P	22	1 Lap	3:15.690
5	1:57.984	3:07.953	34	1 Lap	3:32.109 P	57	1 Lap	3:34.268	33	2 Laps	3:31.752	16	1 Lap	3:16.716
6	1 Lap	3:39.818	37	2 Laps	4:50.636	40	1 Lap	4:02.773	18	2 Laps	4:34.755	12	1 Lap	3:16.105
42	1:59.315	3:13.445 P	23	1 Lap	3:27.457 P	10	2 Laps	4:31.085	40	1 Lap	3:21.821	84	1 Lap	3:17.116
36	2:00.828	3:10.087	15	1:47.488	3:03.966	70	1 Lap	3:30.785 P	77	1:46.254	3:49.451	6	2 Laps	3:44.195
7	2:13.893	3:09.343 P	45	1:52.104	2:59.138	75	1:44.416	3:10.968 P	43	2 Laps	3:48.711	77	1:59.110	3:04.876
14	2:16.022	3:11.558	70	1 Lap	3:36.033	37	2 Laps	3:55.372	57	1 Lap	3:34.156	33	2 Laps	3:29.926
43	1 Lap	3:40.922 P	71	2:00.359	3:05.446 P	9	2:05.361	3:04.237	38	1 Lap	4:08.210	40	1 Lap	3:19.866
24	2:23.992	3:12.485 P	32	1 Lap	3:30.616 P	71	2:09.012	3:51.736	9	2:15.068	3:02.897	15	2:24.260	3:54.093
35	2:29.118	4:09.850	75	2:16.531	3:10.590	35	2:12.552	3:06.075	71	2:21.757	3:05.935	18	2 Laps	3:42.452
18	1 Lap	3:46.944	5	2:17.810	3:05.402 P	4	2:13.205	3:10.305	35	2:26.446	3:07.084	9	2:27.434	3:04.386
33	1 Lap	3:50.981 P	36	2:24.999	3:09.747 P	34	1 Lap	4:20.678	4	2:28.571	3:08.556	38	1 Lap	3:22.050
			14	2:38.784	3:08.338 P	21	2:18.830	3:05.553	21	2:31.657	3:06.017	71	2:35.890	3:06.153
			9	2:44.207	3:44.678	23	1 Lap	4:25.973	75	2:38.035	3:46.809	57	1 Lap	3:33.613
			6	1 Lap	3:32.675 P	5	2:27.412	3:52.685	5	2:41.689	3:07.467	35	2:40.017	3:05.591
			4	2:45.983	3:50.007	31	3 Laps	3:15.694	10	2 Laps	3:58.180	21	2:41.815	3:02.178
			35	2:49.560	3:06.018	36	2:36.621	3:54.705	34	1 Lap	3:29.040	4	2:42.590	3:06.039
			31	3 Laps	4:03.974	51	2:45.251	3:10.581	70	1 Lap	4:03.178			
			21	2:56.360	3:58.620	7	2:51.258	3:09.236	31	3 Laps	3:16.054			
			51	3:17.753	3:11.718	14	2:53.030	3:57.329						
			7	3:25.105	3:56.788									
			3	3:28.280	3:19.744 P									
			42	3:31.582	4:17.843									
			18	1 Lap	3:49.053 P									
			24	3:41.416	4:03.000									

Weather / Track : Cloudy / Dry

Silverstone GP

Circuit Length = 3.6604 miles

Start: 18:02 Flag 18:43 End: 18:48

Silverstone Classic

Bentley Centenary Trophy for Pre-War Sports Cars

RACE 10 - LAP CHART

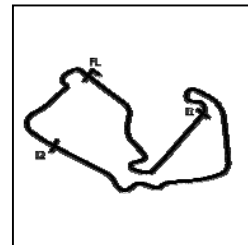
LAP 11 @ 18:35:03.231			LAP 12 @ 18:37:53.784			LAP 13 @ 18:40:44.007			LAP 14 @ 18:43:33.744		
NO	BEHIND	LAP TIME	NO	BEHIND	LAP TIME	NO	BEHIND	LAP TIME	NO	BEHIND	LAP TIME
39		2:52.764	39		2:50.553	39		2:50.223	39		2:49.737
8	1.480	2:49.958	21	1 Lap	3:03.664	8	1.734	2:49.600	47	7 Laps	5:32.801
75	1 Lap	3:11.361	8	2.357	2:51.430	9	1 Lap	3:04.347	8	1.240	2:49.243
5	1 Lap	3:10.323	35	1 Lap	3:06.321	43	4 Laps	3:42.893	32	3 Laps	3:36.521
36	1 Lap	3:12.781	47	6 Laps	11:31.725	15	1 Lap	3:08.861	16	2 Laps	3:20.094
31	4 Laps	3:16.460	38	2 Laps	3:18.480	40	2 Laps	3:16.904	84	2 Laps	3:17.721
51	1 Lap	3:08.622	4	1 Lap	3:09.730	71	1 Lap	3:07.718	9	1 Lap	3:05.050
14	1 Lap	3:06.996	18	3 Laps	3:41.586	21	1 Lap	3:05.108	10	4 Laps	3:59.443
7	1 Lap	3:09.750	5	1 Lap	3:09.030	35	1 Lap	3:04.757	21	1 Lap	3:04.396
70	2 Laps	3:30.404	75	1 Lap	3:12.083	4	1 Lap	3:06.855	71	1 Lap	3:05.851
34	2 Laps	3:32.132	57	2 Laps	3:33.501	17	9 Laps	3:23.885	35	1 Lap	3:05.910
20	47.939	2:56.496	36	1 Lap	3:08.027	33	3 Laps	3:27.854	4	1 Lap	3:08.262
23	2 Laps	3:35.974	51	1 Lap	3:07.116	38	2 Laps	3:21.481	40	2 Laps	3:19.875
11	56.398	2:56.741	31	4 Laps	3:13.525	5	1 Lap	3:09.508	43	4 Laps	3:39.643
24	1 Lap	3:11.887	14	1 Lap	3:09.363	6	3 Laps	3:45.150	17	9 Laps	3:22.145
10	3 Laps	3:58.635	7	1 Lap	3:07.808	75	1 Lap	3:11.707	5	1 Lap	3:07.477
1	1 Lap	3:04.812	20	54.564	2:57.178	51	1 Lap	3:07.518	33	3 Laps	3:25.315
3	1 Lap	3:14.280	11	1:00.160	2:54.315	36	1 Lap	3:11.134	75	1 Lap	3:10.236
32	2 Laps	3:33.764	70	2 Laps	3:26.894	20	1:03.145	2:58.804	38	2 Laps	3:20.388
45	1:24.568	2:58.300	34	2 Laps	3:26.694	11	1:04.388	2:54.451	11	1:10.663	2:56.012
2	1 Lap	3:23.245 P	1	1 Lap	3:06.011	14	1 Lap	3:09.274	20	1:10.903	2:57.495
54	1:35.964	3:07.572	45	1:33.348	2:59.333	7	1 Lap	3:09.745	51	1 Lap	3:08.319
41	1 Lap	3:15.808	24	1 Lap	3:33.137	57	2 Laps	3:29.926	36	1 Lap	3:09.081
19	1 Lap	3:16.056	3	1 Lap	3:13.031	18	3 Laps	3:38.423	7	1 Lap	3:06.546
22	1 Lap	3:15.997	23	2 Laps	3:39.199	31	4 Laps	3:18.205	14	1 Lap	3:08.238
12	1 Lap	3:15.920	54	1:50.675	3:05.264	1	1 Lap	3:05.647	6	3 Laps	3:40.412
16	1 Lap	3:18.032	10	3 Laps	3:56.115	45	1:42.623	2:59.498	31	4 Laps	3:17.235
43	3 Laps	5:53.927	32	2 Laps	3:32.697	34	2 Laps	3:26.190	57	2 Laps	3:30.509
84	1 Lap	3:17.663	41	1 Lap	3:16.812	70	2 Laps	3:27.405	1	1 Lap	3:03.339
77	2:11.101	3:04.755	19	1 Lap	3:13.918	24	1 Lap	3:14.738	45	1:49.713	2:56.827
40	1 Lap	3:18.565	22	1 Lap	3:15.837	54	2:05.627	3:05.175	18	3 Laps	3:40.896
15	2:39.597	3:08.101	12	1 Lap	3:14.992	3	1 Lap	3:12.919	54	2:19.605	3:03.715
6	2 Laps	3:45.606	77	2:23.457	3:02.909	23	2 Laps	3:36.462	70	2 Laps	3:24.575
9	2:41.208	3:06.538	16	1 Lap	3:20.234	77	2:38.777	3:05.543	34	2 Laps	3:25.382
33	2 Laps	3:29.348	84	1 Lap	3:18.277	19	1 Lap	3:16.975	24	1 Lap	3:13.549
17	8 Laps	5:02.200				41	1 Lap	3:20.228	3	1 Lap	3:12.035
71	2:49.950	3:06.824				22	1 Lap	3:16.751	77	2:52.954	3:03.914
						12	1 Lap	3:20.319	19	1 Lap	3:14.075
									22	1 Lap	3:12.645
									41	1 Lap	3:17.396
									23	2 Laps	3:35.032
									12	1 Lap	4:06.480 P

Weather / Track : Cloudy / Dry

Silverstone Classic

Bentley Centenary Trophy for Pre-War Sports Cars

RACE 10 - SECTOR ANALYSIS



SECTOR 1 = FL to I1, SECTOR 2 = I1 to I2, SECTOR 3 = I2 to FL, DIFF = Difference To Personal Best Lap, P = Crossed Finish Line in Pit Lane, D = Time Disallowed

P1		39 PW SP		T.LLEWELLYN / O.LLEWELLYN		Bentley 3/8	
IDEAL LAP TIME :		BEST LAP TIME : 2:49.470		DIFFERENCE :			
LAP	SECTOR 1	SECTOR 2	SECTOR 3	LAP TIME	MPH	DIFF	TIME OF DAY
1 -				2:49.470 (1)	77.75		18:05:37.649
2 -				2:52.271	76.49	2.800	18:08:29.920
3 -				2:53.389	76.00	3.918	18:11:23.309
4 -				2:52.275	76.49	2.804	18:14:15.584
5 -				2:50.824	77.14	1.353	18:17:06.408
6 -				2:50.190 (3)	77.42	0.719	18:19:56.598
7 -			IN PIT	2:45.576 P	79.58		18:22:42.174
8 -				3:44.616	58.66	55.145	18:26:26.790
9 -				2:51.698	76.74	2.227	18:29:18.488
10 -				2:51.979	76.62	2.508	18:32:10.467
11 -				2:52.764	76.27	3.293	18:35:03.231
12 -				2:50.553	77.26	1.082	18:37:53.784
13 -				2:50.223	77.41	0.752	18:40:44.007
14 -				2:49.737 (2)	77.63	0.266	18:43:33.744

P2		8 PW7		Rudiger FRIEDRICHS		Alvis Firefly 4.3	
IDEAL LAP TIME : 2:48.138		BEST LAP TIME : 2:49.243		DIFFERENCE : 1.105			
LAP	SECTOR 1	SECTOR 2	SECTOR 3	LAP TIME	MPH	DIFF	TIME OF DAY
1 -				2:52.118	76.56	2.875	18:05:40.297
2 -	51.908	93.2	1:23.779	111.1	37.144	79.5	2:52.831
3 -	51.387	100.4	1:24.004	110.3	37.420	76.0	2:52.811
4 -	52.188	101.0	1:23.062	113.9	36.011	80.7	2:51.261
5 -	51.059	98.3	1:23.456	112.5	36.064	80.5	2:50.579
6 -	52.167	102.1	1:23.837	110.3	IN PIT		2:50.327 P
7 -	OUTLAP	100.6	1:23.057	112.2	35.762	80.3	3:44.855
8 -	51.729	101.2	1:22.890	112.9	36.206	82.1	2:50.825
9 -	51.926	105.1	1:23.089	112.7	36.057	81.9	2:51.072
10 -	51.315	110.0	1:22.429	114.3	36.151	79.5	2:49.895 (3)
11 -	52.365	102.4	1:21.877	116.7	35.716	81.4	2:49.958
12 -	51.004	108.2	1:24.217	114.7	36.209	76.7	2:51.430
13 -	51.645	110.0	1:22.324	114.5	35.631	81.2	2:49.600 (2)
14 -	50.667	107.7	1:22.982	114.7	35.594	81.2	2:49.243 (1)
							77.86
							18:43:34.984

P3		11 PW1		WAKEMAN / BLAKENEY-EDWARDS		Frazer Nash Super Sports	
IDEAL LAP TIME : 2:53.186		BEST LAP TIME : 2:54.026		DIFFERENCE : 0.840			
LAP	SECTOR 1	SECTOR 2	SECTOR 3	LAP TIME	MPH	DIFF	TIME OF DAY
1 -				2:59.301	73.49	5.275	18:05:47.480
2 -	53.682	97.9	1:25.438	101.5	38.268	77.4	2:57.388
3 -	54.366	99.2	1:26.457	99.4	38.197	68.4	2:59.020
4 -	56.699	93.3	1:28.783	97.2	37.306	75.6	3:02.788
5 -	54.509	93.2	1:26.210	98.2	36.784	75.7	2:57.503
6 -	54.428	93.4	1:27.883	98.5	36.456	76.7	2:58.767
7 -	54.265	94.3	1:26.590	99.5	IN PIT		2:56.624 P
8 -	OUTLAP	93.8	1:25.950	100.1	36.401	77.4	3:32.441
9 -	53.673	93.4	1:25.575	98.9	37.603	76.6	2:56.851
10 -	52.947	97.1	1:25.227	98.8	35.852	77.8	2:54.026 (1)
11 -	54.502	94.6	1:25.425	98.5	36.814	74.3	2:56.741
12 -	53.446	93.7	1:24.970	98.2	35.899	76.9	2:54.315 (2)
13 -	53.232	94.3	1:24.388	101.8	36.831	76.6	2:54.451 (3)
14 -	52.946	94.3	1:25.631	106.6	37.435	69.1	2:56.012
							74.86
							1.986
							18:44:44.407

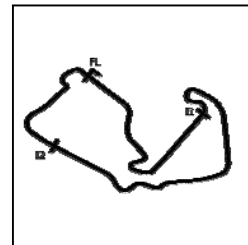
Weather / Track : Cloudy / Dry

Silverstone GP
Circuit Length = 3.6604 miles
Start: 18:02 Flag 18:43 End: 18:48

Silverstone Classic

Bentley Centenary Trophy for Pre-War Sports Cars

RACE 10 - SECTOR ANALYSIS



SECTOR 1 = FL to I1, SECTOR 2 = I1 to I2, SECTOR 3 = I2 to FL, DIFF = Difference To Personal Best Lap, P = Crossed Finish Line in Pit Lane, D = Time Disallowed

P4 20 PW7 Michael BIRCH		Talbot AV105 Brooklands JJ93								
IDEAL LAP TIME : 2:54.800		BEST LAP TIME : 2:55.768		DIFFERENCE : 0.968						
LAP	SECTOR 1		SECTOR 2		SECTOR 3		LAP TIME	MPH	DIFF	TIME OF DAY
1 -			104.3		37.063	75.9	2:58.680	73.75	2.912	18:05:46.859
2 -	53.367	99.7	1:25.732	104.8	38.216	76.3	2:57.315	74.31	1.547	18:08:44.174
3 -	54.028	99.8	1:24.659	104.6	38.256	76.2	2:56.943	74.47	1.175	18:11:41.117
4 -	54.209	99.1	1:25.851	104.3	36.864	75.8	2:56.924	74.48	1.156	18:14:38.041
5 -	53.546	99.8	1:25.239	104.3	36.983	76.1	2:55.768 (1)	74.97		18:17:33.809
6 -	53.287	100.6	1:25.745	104.8	36.854	76.6	2:55.886 (2)	74.92	0.118	18:20:29.695
7 -	55.192	96.0	1:25.761	103.8	37.137	77.1	2:58.090	73.99	2.322	18:23:27.785
8 -	53.883	98.9	1:26.282	104.8	37.307	75.4	2:57.472	74.25	1.704	18:26:25.257
9 -	54.535	99.7	1:25.512	105.1	IN PIT		2:53.190 P	76.08		18:29:18.447
10 -	OUTLAP	97.9	1:25.878	103.5	37.509	78.4	3:36.227	60.94	40.459	18:32:54.674
11 -	53.869	97.8	1:25.620	104.0	37.007	77.4	2:56.496 (3)	74.66	0.728	18:35:51.170
12 -	53.730	98.9	1:25.915	103.0	37.533	76.1	2:57.178	74.37	1.410	18:38:48.348
13 -	54.204	91.3	1:27.360	104.6	37.240	75.3	2:58.804	73.69	3.036	18:41:47.152
14 -	54.572	98.1	1:25.070	105.3	37.853	70.0	2:57.495	74.24	1.727	18:44:44.647

P5 45 PW7 KEELING / LOCKIE		Delahaye 135								
IDEAL LAP TIME : 2:56.616		BEST LAP TIME : 2:56.827		DIFFERENCE : 0.211						
LAP	SECTOR 1		SECTOR 2		SECTOR 3		LAP TIME	MPH	DIFF	TIME OF DAY
1 -			1:26.433	107.8	39.134	70.5	3:01.695	72.52	4.868	18:05:49.874
2 -	54.980	100.1	1:26.560	106.8	38.412	74.8	2:59.952	73.22	3.125	18:08:49.826
3 -	55.119	98.2	1:26.896	98.9	38.949	75.5	3:00.964	72.81	4.137	18:11:50.790
4 -	55.790	99.1	1:29.770	105.3	38.052	74.1	3:03.612	71.76	6.785	18:14:54.402
5 -	56.256	99.1	1:28.768	105.6	IN PIT		3:01.365 P	72.65	4.538	18:17:55.767
6 -	OUTLAP	101.6	1:26.656	106.6	37.034	76.0	3:39.373	60.07	42.546	18:21:35.140
7 -	54.980	98.1	1:26.718	105.5	37.440	71.5	2:59.138	73.56	2.311	18:24:34.278
8 -	54.956	100.7	1:27.201	107.0	37.348	77.5	2:59.505	73.41	2.678	18:27:33.783
9 -	54.652	100.6	1:26.880	106.0	36.818	73.9	2:58.350	73.88	1.523	18:30:32.133
10 -	53.811	101.9	1:26.874	105.3	36.681	77.7	2:57.366 (2)	74.29	0.539	18:33:29.499
11 -	54.056	101.2	1:26.655	105.3	37.589	74.8	2:58.300 (3)	73.90	1.473	18:36:27.799
12 -	54.842	99.7	1:27.352	104.8	37.139	76.6	2:59.333	73.48	2.506	18:39:27.132
13 -	54.094	100.3	1:28.439	105.3	36.965	75.6	2:59.498	73.41	2.671	18:42:26.630
14 -	53.934	100.7	1:26.124	107.0	36.769	76.6	2:56.827 (1)	74.52		18:45:23.457

P6 54 PW5 BARRIE / PRILL		BMW 328								
IDEAL LAP TIME : 2:56.012		BEST LAP TIME : 2:57.054		DIFFERENCE : 1.042						
LAP	SECTOR 1		SECTOR 2		SECTOR 3		LAP TIME	MPH	DIFF	TIME OF DAY
1 -			1:26.752	107.8	37.871	74.3	3:01.092	72.76	4.038	18:05:49.271
2 -	53.841	102.2	1:25.830	105.3	37.606	75.3	2:57.277 (2)	74.33	0.223	18:08:46.548
3 -	53.609	103.2	1:25.477	107.0	37.968	70.1	2:57.054 (1)	74.42		18:11:43.602
4 -	54.697	96.9	1:26.967	106.0	37.166	74.3	2:58.830	73.68	1.776	18:14:42.432
5 -	54.337	96.2	1:26.827	106.1	37.304	74.5	2:58.468	73.83	1.414	18:17:40.900
6 -	54.169	98.8	1:27.525	107.0	37.732	74.1	2:59.426	73.44	2.372	18:20:40.326
7 -	54.335	95.0	1:27.319	106.5	37.042	76.2	2:58.696	73.74	1.642	18:23:39.022
8 -	53.494	101.2	1:27.112	108.4	37.041	74.8	2:57.647 (3)	74.17	0.593	18:26:36.669
9 -	55.415	96.2	1:27.472	106.0	IN PIT		2:59.857 P	73.26	2.803	18:29:36.526
10 -	OUTLAP	90.1	1:32.843	100.7	38.865	74.5	3:55.097	56.05	58.043	18:33:31.623
11 -	56.922	89.5	1:31.664	106.0	38.986	74.2	3:07.572	70.25	10.518	18:36:39.195
12 -	56.143	92.4	1:30.362	106.1	38.759	73.7	3:05.264	71.12	8.210	18:39:44.459
13 -	56.575	94.6	1:29.871	106.3	38.729	73.9	3:05.175	71.16	8.121	18:42:49.634
14 -	55.525	96.6	1:30.208	105.8	37.982	72.5	3:03.715	71.72	6.661	18:45:53.349

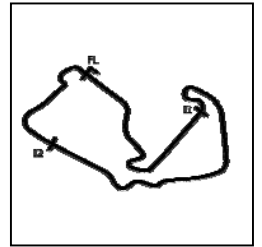
Weather / Track : Cloudy / Dry

Silverstone GP
Circuit Length = 3.6604 miles
Start: 18:02 Flag 18:43 End: 18:48

Silverstone Classic

Bentley Centenary Trophy for Pre-War Sports Cars

RACE 10 - SECTOR ANALYSIS



SECTOR 1 = FL to I1, SECTOR 2 = I1 to I2, SECTOR 3 = I2 to FL, DIFF = Difference To Personal Best Lap, P = Crossed Finish Line in Pit Lane, D = Time Disallowed

P7 77 PW6 Niklas HALUSA		Alfa Romeo 8C 2300 Zagato Spyder											
IDEAL LAP TIME : 3:00.630		BEST LAP TIME : 3:01.714			DIFFERENCE : 1.084								
LAP	SECTOR 1	SECTOR 2	SECTOR 3	LAP TIME	MPH	DIFF	TIME OF DAY						
1 -		92.9	1:28.423	101.5	38.303	74.3	3:04.182	71.54	2.468	18:05:52.361			
2 -	55.178	95.3	1:27.752	101.5	38.784	74.5	3:01.714 (1)	72.51		18:08:54.075			
3 -	55.075	95.3	1:28.196	93.5	38.710	74.8	3:01.981 (2)	72.41	0.267	18:11:56.056			
4 -	55.869	96.0	1:30.431	101.5	38.091	69.3	3:04.391	71.46	2.677	18:15:00.447			
5 -	56.308	96.1	1:28.650	101.3	38.098	73.6	3:03.056	71.98	1.342	18:18:03.503			
6 -	55.406	95.4	1:29.229	100.3	38.261	73.9	3:02.896 (3)	72.05	1.182	18:21:06.399			
7 -	56.698	92.8	1:29.348	98.3	40.822	73.9	3:06.868	70.51	5.154	18:24:13.267			
8 -	56.949	93.8	1:27.877	99.8	IN PIT		3:01.983 P	72.41	0.269	18:27:15.250			
9 -	OUTLAP	92.0	1:30.608	100.0	37.803	73.8	3:49.451	57.43	47.737	18:31:04.701			
10 -	57.560	91.6	1:29.135	98.6	38.181	74.7	3:04.876	71.27	3.162	18:34:09.577			
11 -	55.592	93.0	1:30.470	97.9	38.693	74.2	3:04.755	71.32	3.041	18:37:14.332			
12 -	56.052	96.2	1:28.374	99.1	38.483	75.4	3:02.909	72.04	1.195	18:40:17.241			
13 -	55.512	91.3	1:29.138	101.8	40.893	72.9	3:05.543	71.02	3.829	18:43:22.784			
14 -	56.491	90.9	1:28.560	97.9	38.863	72.5	3:03.914	71.65	2.200	18:46:26.698			

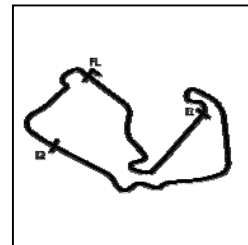
P8 9 PW3 HUDSON / MORLEY		Bentley 3/4½											
IDEAL LAP TIME : 3:01.647		BEST LAP TIME : 3:02.897			DIFFERENCE : 1.250								
LAP	SECTOR 1	SECTOR 2	SECTOR 3	LAP TIME	MPH	DIFF	TIME OF DAY						
1 -		88.7	1:31.298	101.0	41.051	69.9	3:12.191	68.56	9.294	18:06:00.370			
2 -	57.935	95.4	1:31.342	101.3	40.823	70.1	3:10.100	69.32	7.203	18:09:10.470			
3 -	59.335	88.8	1:30.822	101.6	39.086	72.6	3:09.243	69.63	6.346	18:12:19.713			
4 -	57.369	96.5	1:30.845	104.8	39.241	73.9	3:07.455	70.29	4.558	18:15:27.168			
5 -	58.163	95.7	1:30.063	102.2	40.174	67.3	3:08.400	69.94	5.503	18:18:35.568			
6 -	57.983	97.6	1:29.840	103.0	IN PIT		3:06.135 P	70.79	3.238	18:21:41.703			
7 -	OUTLAP	94.7	1:30.062	99.1	38.242	68.4	3:44.678	58.65	41.781	18:25:26.381			
8 -	56.852	92.5	1:29.662	100.0	37.723	69.8	3:04.237 (2)	71.52	1.340	18:28:30.618			
9 -	56.838	93.7	1:28.232	98.6	37.827	69.9	3:02.897 (1)	72.05		18:31:33.515			
10 -	56.456	95.0	1:30.194	99.7	37.736	71.0	3:04.386	71.46	1.489	18:34:37.901			
11 -	55.692	95.7	1:29.235	100.7	41.611	56.7	3:06.538	70.64	3.641	18:37:44.439			
12 -	57.957	93.3	1:28.473	98.9	37.917	70.8	3:04.347 (3)	71.48	1.450	18:40:48.786			
13 -	56.641	93.3	1:29.523	94.7	38.886	69.0	3:05.050	71.21	2.153	18:43:53.836			

P9 21 PW5 Alan MIDDLETON		Aston Martin Speed 'Red Dragon											
IDEAL LAP TIME : 3:01.894		BEST LAP TIME : 3:02.178			DIFFERENCE : 0.284								
LAP	SECTOR 1	SECTOR 2	SECTOR 3	LAP TIME	MPH	DIFF	TIME OF DAY						
1 -		82.6	1:32.873	100.4	39.753	65.4	3:14.695	67.68	12.517	18:06:02.874			
2 -	58.850	92.8	1:30.433	100.0	39.888	69.3	3:09.171	69.66	6.993	18:09:12.045			
3 -	59.599	89.5	1:31.266	92.8	38.511	69.3	3:09.376	69.58	7.198	18:12:21.421			
4 -	56.707	93.3	1:29.146	99.4	39.306	72.4	3:05.159	71.17	2.981	18:15:26.580			
5 -	57.637	89.7	1:31.143	93.7	39.914	66.9	3:08.694	69.83	6.516	18:18:35.274			
6 -	57.761	92.9	1:28.445	98.9	IN PIT		3:04.640 P	71.37	2.462	18:21:39.914			
7 -	OUTLAP	90.0	1:31.387	98.9	40.369	68.5	3:58.620	55.22	56.442	18:25:38.534			
8 -	57.015	90.9	1:29.647	96.5	38.891	72.3	3:05.553	71.01	3.375	18:28:44.087			
9 -	58.180	90.4	1:30.086	96.8	37.751	72.2	3:06.017	70.84	3.839	18:31:50.104			
10 -	55.906	93.3	1:28.237	98.1	38.035	70.7	3:02.178 (1)	72.33		18:34:52.282			
11 -	56.310	93.2	1:28.773	98.9	38.581	71.3	3:03.664 (2)	71.74	1.486	18:37:55.946			
12 -	57.213	89.8	1:29.261	100.6	38.634	71.0	3:05.108	71.18	2.930	18:41:01.054			
13 -	56.931	92.1	1:28.789	97.8	38.676	71.3	3:04.396 (3)	71.46	2.218	18:44:05.450			

Silverstone Classic

Bentley Centenary Trophy for Pre-War Sports Cars

RACE 10 - SECTOR ANALYSIS



SECTOR 1 = FL to I1, SECTOR 2 = I1 to I2, SECTOR 3 = I2 to FL, DIFF = Difference To Personal Best Lap, P = Crossed Finish Line in Pit Lane, D = Time Disallowed

P10 71 PW7		Till BECHTOLSHEIMER					Talbot Lago T150C			
IDEAL LAP TIME : 3:04.346		BEST LAP TIME : 3:04.905					DIFFERENCE : 0.559			
LAP	SECTOR 1	SECTOR 2		SECTOR 3		LAP TIME	MPH	DIFF	TIME OF DAY	
1 -		91.3	1:32.335	100.4	39.656	70.4	3:12.423	68.48	7.518	18:06:00.602
2 -	57.923	93.4	1:32.145	95.7	40.616	71.3	3:10.684	69.10	5.779	18:09:11.286
3 -	57.763	88.0	1:30.881	100.0	39.294	72.9	3:07.938	70.11	3.033	18:12:19.224
4 -	57.202	93.0	1:30.407	100.7	38.658	70.9	3:06.267	70.74	1.362	18:15:25.491
5 -	57.058	94.1	1:31.078	100.6	38.555	74.1	3:06.691	70.58	1.786	18:18:32.182
6 -	56.597	93.7	1:29.554	100.4	38.754	72.4	3:04.905 (1)	71.26		18:21:37.087
7 -	56.863	87.0	1:30.843	100.6	IN PIT		3:05.446 P	71.05	0.541	18:24:42.533
8 -	OUTLAP	88.1	1:30.008	100.6	38.601	71.8	3:51.736	56.86	46.831	18:28:34.269
9 -	56.498	89.1	1:30.280	99.5	39.157	72.0	3:05.935 (3)	70.87	1.030	18:31:40.204
10 -	56.678	93.5	1:29.943	101.0	39.532	68.9	3:06.153	70.79	1.248	18:34:46.357
11 -	57.444	93.4	1:29.918	100.7	39.462	71.6	3:06.824	70.53	1.919	18:37:53.181
12 -	58.619	89.5	1:29.930	100.9	39.169	67.6	3:07.718	70.19	2.813	18:41:00.899
13 -	58.003	89.5	1:29.468	101.5	38.380	71.3	3:05.851 (2)	70.90	0.946	18:44:06.750

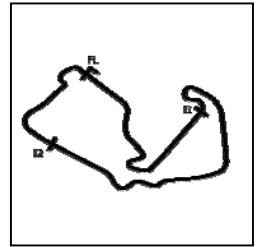
P11 35 PW1		CAMERON / DARBYSHIRE					Morgan Super Aero			
IDEAL LAP TIME : 2:58.833		BEST LAP TIME : 3:02.022					DIFFERENCE : 3.189			
LAP	SECTOR 1	SECTOR 2		SECTOR 3		LAP TIME	MPH	DIFF	TIME OF DAY	
1 -		97.8	1:26.932	103.2	38.086	73.1	3:02.310 (2)	72.28	0.288	18:05:50.489
2 -	54.872	98.5	1:27.587	101.0	39.563	73.0	3:02.022 (1)	72.39		18:08:52.511
3 -	55.663	95.7	1:28.848	99.1	38.529	72.0	3:03.040 (3)	71.99	1.018	18:11:55.551
4 -	56.218	94.1	1:31.445	101.2	37.838	71.0	3:05.501	71.03	3.479	18:15:01.052
5 -	57.459	95.5	1:29.806	96.2	IN PIT		3:14.814 P	67.64	12.792	18:18:15.866
6 -	OUTLAP	89.9	1:32.275	96.4	38.825	68.8	4:09.850	52.74	1:07.828	18:22:25.716
7 -	57.777	93.9	1:30.291	98.8	37.950	71.8	3:06.018	70.84	3.996	18:25:31.734
8 -	57.056	93.8	1:30.527	98.1	38.492	68.2	3:06.075	70.81	4.053	18:28:37.809
9 -	58.269	93.3	1:31.043	96.2	37.772	70.1	3:07.084	70.43	5.062	18:31:44.893
10 -	58.011	91.6	1:29.196	96.1	38.384	71.2	3:05.591	71.00	3.569	18:34:50.484
11 -	57.940	93.7	1:31.149	99.5	37.232	73.9	3:06.321	70.72	4.299	18:37:56.805
12 -	56.338	93.4	1:30.688	99.2	37.731	71.6	3:04.757	71.32	2.735	18:41:01.562
13 -	59.474	93.7	1:29.407	98.2	37.029	75.0	3:05.910	70.88	3.888	18:44:07.472

P12 4 PW3		C.MORLEY / J.MORLEY					Bentley 3/4½			
IDEAL LAP TIME : 3:05.298		BEST LAP TIME : 3:06.039					DIFFERENCE : 0.741			
LAP	SECTOR 1	SECTOR 2		SECTOR 3		LAP TIME	MPH	DIFF	TIME OF DAY	
1 -		87.4	1:33.042	103.0	39.492	71.0	3:13.151	68.22	7.112	18:06:01.330
2 -	57.678	94.6	1:31.334	99.4	40.504	69.0	3:09.516	69.53	3.477	18:09:10.846
3 -	57.772	92.3	1:31.170	99.1	39.051	72.5	3:07.993	70.09	1.954	18:12:18.839
4 -	57.537	92.3	1:30.597	99.2	38.959	73.4	3:07.093	70.43	1.054	18:15:25.932
5 -	57.920	93.7	1:30.405	100.0	38.661	73.8	3:06.986 (3)	70.47	0.947	18:18:32.918
6 -	56.931	94.5	1:30.143	100.3	IN PIT		3:05.232 P	71.14		18:21:38.150
7 -	OUTLAP	91.9	1:31.275	91.9	39.672	73.0	3:50.007	57.29	43.968	18:25:28.157
8 -	56.836	92.8	1:31.114	91.5	42.355	66.3	3:10.305	69.24	4.266	18:28:38.462
9 -	58.805	93.3	1:31.020	96.1	38.731	69.7	3:08.556	69.88	2.517	18:31:47.018
10 -	57.505	93.9	1:29.801	98.1	38.733	74.3	3:06.039 (1)	70.83		18:34:53.057
11 -	57.613	95.0	1:32.678	97.3	39.439	64.9	3:09.730	69.45	3.691	18:38:02.787
12 -	57.752	93.8	1:30.264	96.4	38.839	73.3	3:06.855 (2)	70.52	0.816	18:41:09.642
13 -	57.429	93.5	1:31.046	100.1	39.787	65.8	3:08.262	69.99	2.223	18:44:17.904

Silverstone Classic

Bentley Centenary Trophy for Pre-War Sports Cars

RACE 10 - SECTOR ANALYSIS



SECTOR 1 = FL to I1, SECTOR 2 = I1 to I2, SECTOR 3 = I2 to FL, DIFF = Difference To Personal Best Lap, P = Crossed Finish Line in Pit Lane, D = Time Disallowed

P13		5 PW4		R.BRADLEY / E.BRADLEY		Aston Martin Ulster				
IDEAL LAP TIME : 3:05.758		BEST LAP TIME : 3:06.586		DIFFERENCE : 0.828						
LAP	SECTOR 1	SECTOR 2	SECTOR 3	LAP TIME	MPH	DIFF	TIME OF DAY			
1 -		83.4	1:32.013	93.0	39.382	65.6	3:15.020	67.57	8.434	18:06:03.199
2 -	59.809	85.2	1:31.749	91.6	38.951	67.0	3:10.509	69.17	3.923	18:09:13.708
3 -	58.024	86.9	1:30.673	93.2	37.889	68.1	3:06.586 (1)	70.62		18:12:20.294
4 -	58.303	85.5	1:42.505	87.2	38.155	65.9	3:18.963	66.23	12.377	18:15:39.257
5 -	58.230	83.7	1:30.029	88.6	39.113	67.6	3:07.372 (2)	70.32	0.786	18:18:46.629
6 -	58.304	83.3	1:31.217	87.7	38.432	61.8	3:07.953	70.11	1.367	18:21:54.582
7 -	58.759	82.8	1:30.670	87.2	IN PIT		3:05.402 P	71.07		18:24:59.984
8 -	OUTLAP	78.2	1:30.850	89.3	38.991	66.9	3:52.685	56.63	46.099	18:28:52.669
9 -	58.480	83.2	1:30.475	87.2	38.512	68.4	3:07.467 (3)	70.29	0.881	18:32:00.136
10 -	58.198	83.7	1:30.637	90.4	41.488	61.7	3:10.323	69.23	3.737	18:35:10.459
11 -	58.607	83.4	1:30.958	87.6	39.465	65.9	3:09.030	69.71	2.444	18:38:19.489
12 -	59.948	80.0	1:31.847	88.0	37.713	68.2	3:09.508	69.53	2.922	18:41:28.997
13 -	58.016	83.5	1:30.879	88.8	38.582	68.1	3:07.477	70.29	0.891	18:44:36.474

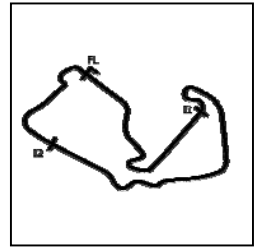
P14		75 PW SP		Matt WALTON		Bentley 3/8				
IDEAL LAP TIME : 3:07.647		BEST LAP TIME : 3:08.344		DIFFERENCE : 0.697						
LAP	SECTOR 1	SECTOR 2	SECTOR 3	LAP TIME	MPH	DIFF	TIME OF DAY			
1 -		80.4	1:33.091	102.9	40.244	64.3	3:14.367	67.79	6.023	18:06:02.546
2 -	58.367	90.9	1:31.284	96.9	40.118	71.9	3:09.769	69.44	1.425	18:09:12.315
3 -	58.449	90.5	1:31.050	102.2	38.905	70.4	3:08.404 (2)	69.94	0.060	18:12:20.719
4 -	57.784	85.4	1:31.747	99.5	38.813	68.5	3:08.344 (1)	69.96		18:15:29.063
5 -	58.351	92.9	1:31.319	97.5	39.820	71.0	3:09.490 (3)	69.54	1.146	18:18:38.553
6 -	58.293	90.9	1:31.549	95.4	39.720	67.2	3:09.562	69.51	1.218	18:21:48.115
7 -	59.066	89.1	1:32.284	95.3	39.240	67.8	3:10.590	69.14	2.246	18:24:58.705
8 -	58.863	88.7	1:32.775	95.3	IN PIT		3:10.968 P	69.00	2.624	18:28:09.673
9 -	OUTLAP	91.3	1:32.740	95.1	39.883	67.7	3:46.809	58.10	38.465	18:31:56.482
10 -	58.972	88.6	1:32.846	93.4	39.543	68.6	3:11.361	68.86	3.017	18:35:07.843
11 -	58.399	88.1	1:33.263	93.5	40.421	65.4	3:12.083	68.60	3.739	18:38:19.926
12 -	59.370	89.4	1:33.375	94.9	38.962	68.4	3:11.707	68.73	3.363	18:41:31.633
13 -	58.927	88.8	1:32.351	96.0	38.958	68.3	3:10.236	69.27	1.892	18:44:41.869

P15		51 PW7		C. BALL / N. BALL		Invicta S-Type Low Chassis				
IDEAL LAP TIME : 3:06.597		BEST LAP TIME : 3:07.116		DIFFERENCE : 0.519						
LAP	SECTOR 1	SECTOR 2	SECTOR 3	LAP TIME	MPH	DIFF	TIME OF DAY			
1 -		82.1	1:35.839	102.1	40.048	69.0	3:20.579	65.69	13.463	18:06:08.758
2 -	58.572	95.7	1:32.278	99.1	41.308	68.7	3:12.158	68.57	5.042	18:09:20.916
3 -	59.235	87.8	1:32.927	100.6	40.094	67.8	3:12.256	68.54	5.140	18:12:33.172
4 -	59.126	91.4	1:32.997	102.6	40.641	69.1	3:12.764	68.36	5.648	18:15:45.936
5 -	1:00.572	94.3	1:32.682	99.5	IN PIT		3:10.321 P	69.23	3.205	18:18:56.257
6 -	OUTLAP	91.3	1:31.377	104.0	39.075	70.3	3:51.952	56.81	44.836	18:22:48.209
7 -	58.887	93.5	1:33.162	100.4	39.669	68.7	3:11.718	68.73	4.602	18:25:59.927
8 -	58.661	94.3	1:32.552	101.0	39.368	69.9	3:10.581	69.14	3.465	18:29:10.508
9 -	58.922	93.9	1:31.836	103.0	39.269	70.6	3:10.027	69.34	2.911	18:32:20.535
10 -	58.177	93.8	1:31.732	103.2	38.713	71.0	3:08.622	69.86	1.506	18:35:29.157
11 -	56.910	96.8	1:31.059	100.6	39.147	71.0	3:07.116 (1)	70.42		18:38:36.273
12 -	56.825	96.8	1:31.940	102.6	38.753	70.5	3:07.518 (2)	70.27	0.402	18:41:43.791
13 -	57.660	87.0	1:31.113	101.8	39.546	71.1	3:08.319 (3)	69.97	1.203	18:44:52.110

Silverstone Classic

Bentley Centenary Trophy for Pre-War Sports Cars

RACE 10 - SECTOR ANALYSIS



SECTOR 1 = FL to I1, SECTOR 2 = I1 to I2, SECTOR 3 = I2 to FL, DIFF = Difference To Personal Best Lap, P = Crossed Finish Line in Pit Lane, D = Time Disallowed

P16 36 PW3 BREWSTER / FISKEN			Vauxhall 30/98 The Hughes Special									
IDEAL LAP TIME : 3:07.466			BEST LAP TIME : 3:08.027			DIFFERENCE : 0.561						
LAP	SECTOR 1	SECTOR 2	SECTOR 3	LAP TIME	MPH	DIFF	TIME OF DAY					
1 -		91.4	1:33.464	96.2	40.206	67.6	3:14.097	67.89	6.070	18:06:02.276		
2 -	58.557	92.0	1:32.960	98.3	39.710	68.9	3:11.227	68.91	3.200	18:09:13.503		
3 -	58.745	92.4	1:32.376	98.3	39.116	66.4	3:10.237	69.27	2.210	18:12:23.740		
4 -	58.427	90.3	1:32.429	97.1	39.501	70.4	3:10.357	69.22	2.330	18:15:34.097		
5 -	59.668	91.3	1:33.577	96.6	39.997	68.0	3:13.242	68.19	5.215	18:18:47.339		
6 -	58.469	90.4	1:31.949	96.2	39.669	67.5	3:10.087 (3)	69.32	2.060	18:21:57.426		
7 -	59.091	89.8	1:33.199	96.0	IN PIT		3:09.747 P	69.44	1.720	18:25:07.173		
8 -	OUTLAP	89.4	1:32.799	95.7	39.475	64.9	3:54.705	56.14	46.678	18:29:01.878		
9 -	58.221	89.8	1:32.132	95.7	40.237	66.1	3:10.590	69.14	2.563	18:32:12.468		
10 -	1:02.563	89.0	1:30.704	96.9	39.514	65.6	3:12.781	68.35	4.754	18:35:25.249		
11 -	58.653	89.0	1:30.638	96.1	38.736	65.6	3:08.027 (1)	70.08		18:38:33.276		
12 -	58.338	88.8	1:34.189	97.1	38.607	66.5	3:11.134	68.94	3.107	18:41:44.410		
13 -	58.615	90.8	1:31.583	96.2	38.883	66.4	3:09.081 (2)	69.69	1.054	18:44:53.491		

P17 7 PW5 Heinz STAMM			Aston Martin 2 Litre Speed									
IDEAL LAP TIME : 3:05.316			BEST LAP TIME : 3:06.546			DIFFERENCE : 1.230						
LAP	SECTOR 1	SECTOR 2	SECTOR 3	LAP TIME	MPH	DIFF	TIME OF DAY					
1 -		81.5	1:36.557	95.5	40.904	66.7	3:23.877	64.63	17.331	18:06:12.056		
2 -	57.553	87.9	1:33.475	96.5	39.010	69.4	3:10.038	69.34	3.492	18:09:22.094		
3 -	58.791	86.3	1:34.365	95.8	40.490	66.1	3:13.646	68.05	7.100	18:12:35.740		
4 -	58.037	90.8	1:32.939	98.2	41.794	63.0	3:12.770	68.36	6.224	18:15:48.510		
5 -	59.261	91.8	1:32.407	97.8	40.970	64.0	3:12.638	68.40	6.092	18:19:01.148		
6 -	59.055	87.0	1:33.191	93.8	IN PIT		3:09.343 P	69.59	2.797	18:22:10.491		
7 -	OUTLAP	88.3	1:31.832	88.7	40.424	68.8	3:56.788	55.65	50.242	18:26:07.279		
8 -	58.304	88.5	1:31.398	96.8	39.534	70.8	3:09.236	69.63	2.690	18:29:16.515		
9 -	58.245	90.1	1:29.985	97.2	38.645	70.7	3:06.875 (2)	70.51	0.329	18:32:23.390		
10 -	58.373	89.5	1:32.960	95.5	38.417	70.8	3:09.750	69.44	3.204	18:35:33.140		
11 -	57.229	89.9	1:30.915	96.5	39.664	67.3	3:07.808 (3)	70.16	1.262	18:38:40.948		
12 -	58.737	88.1	1:31.201	95.0	39.807	65.9	3:09.745	69.45	3.199	18:41:50.693		
13 -	57.519	90.4	1:30.925	98.3	38.102	71.2	3:06.546 (1)	70.64		18:44:57.239		

P18 14 PW5 Robert BLAKEMORE			Aston Martin Speed Model									
IDEAL LAP TIME : 3:04.898			BEST LAP TIME : 3:05.836			DIFFERENCE : 0.938						
LAP	SECTOR 1	SECTOR 2	SECTOR 3	LAP TIME	MPH	DIFF	TIME OF DAY					
1 -		82.6	1:37.894	94.3	40.432	71.6	3:22.335	65.12	16.499	18:06:10.514		
2 -	58.120	90.9	1:34.349	93.2	42.148	71.2	3:14.617	67.71	8.781	18:09:25.131		
3 -	58.130	88.1	1:32.287	93.3	40.464	66.5	3:10.881	69.03	5.045	18:12:36.012		
4 -	58.568	89.1	1:34.160	94.2	39.956	67.9	3:12.684	68.39	6.848	18:15:48.696		
5 -	58.409	91.8	1:33.934	93.3	40.023	66.1	3:12.366	68.50	6.530	18:19:01.062		
6 -	58.557	85.8	1:33.229	93.0	39.772	70.3	3:11.558	68.79	5.722	18:22:12.620		
7 -	57.804	87.9	1:33.210	93.3	IN PIT		3:08.338 P	69.96	2.502	18:25:20.958		
8 -	OUTLAP	87.6	1:30.743	94.3	40.979	68.2	3:57.329	55.52	51.493	18:29:18.287		
9 -	57.485	89.8	1:29.810	95.7	38.541	71.4	3:05.836 (1)	70.91		18:32:24.123		
10 -	57.197	90.0	1:31.201	95.0	38.598	72.4	3:06.996 (2)	70.47	1.160	18:35:31.119		
11 -	56.547	90.8	1:31.837	92.6	40.979	64.0	3:09.363	69.59	3.527	18:38:40.482		
12 -	58.696	87.7	1:31.051	94.6	39.527	69.2	3:09.274	69.62	3.438	18:41:49.756		
13 -	57.317	88.1	1:31.968	93.8	38.953	72.8	3:08.238 (3)	70.00	2.402	18:44:57.994		

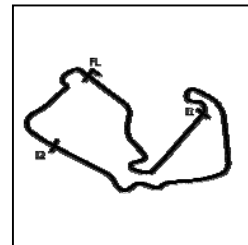
Weather / Track : Cloudy / Dry

Silverstone GP
Circuit Length = 3.6604 miles
Start: 18:02 Flag 18:43 End: 18:48

Silverstone Classic

Bentley Centenary Trophy for Pre-War Sports Cars

RACE 10 - SECTOR ANALYSIS



SECTOR 1 = FL to I1, SECTOR 2 = I1 to I2, SECTOR 3 = I2 to FL, DIFF = Difference To Personal Best Lap, P = Crossed Finish Line in Pit Lane, D = Time Disallowed

P19		1 PW2		Martin HALUSA			Bugatti 35C/B					
IDEAL LAP TIME : 3:01.766		BEST LAP TIME : 3:03.296			DIFFERENCE : 1.530							
LAP	SECTOR 1	SECTOR 2	SECTOR 3	LAP TIME	MPH	DIFF	TIME OF DAY					
1 -		85.0	1:36.307	100.3	41.930	70.8	4:13.665	51.94	1:10.369	18:07:01.844		
2 -	59.063	74.7	1:35.317	96.1	42.147	67.1	3:16.527	67.05	13.231	18:10:18.371		
3 -	58.383	90.1	1:31.351	96.9	40.219	73.5	3:09.953	69.37	6.657	18:13:28.324		
4 -	56.083	86.3	1:31.609	102.6	39.951	74.7	3:07.643	70.22	4.347	18:16:35.967		
5 -	56.551	83.0	1:31.086	92.6	41.075	67.1	3:08.712	69.83	5.416	18:19:44.679		
6 -	59.877	94.2	1:29.441	95.1	IN PIT		3:11.133	P 68.94	7.837	18:22:55.812		
7 -	OUTLAP	91.0	1:29.365	106.3	38.929	76.0	3:59.457	55.03	56.161	18:26:55.269		
8 -	55.319	93.4	1:29.511	107.0	39.226	69.3	3:04.056	(3) 71.59	0.760	18:29:59.325		
9 -	56.486	92.1	1:28.386	107.2	38.424	71.7	3:03.296	(1) 71.89		18:33:02.621		
10 -	56.383	83.6	1:29.497	107.0	38.932	74.3	3:04.812	71.30	1.516	18:36:07.433		
11 -	56.862	88.3	1:29.673	104.8	39.476	71.9	3:06.011	70.84	2.715	18:39:13.444		
12 -	57.263	91.3	1:29.009	107.2	39.375	71.2	3:05.647	70.98	2.351	18:42:19.091		
13 -	56.740	88.8	1:28.538	107.2	38.061	75.4	3:03.339	(2) 71.87	0.043	18:45:22.430		

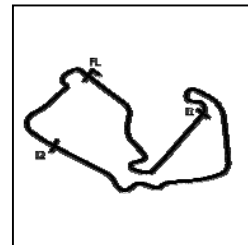
P20		24 PW SP		David AYRE			Barnato Hassan Special					
IDEAL LAP TIME : 3:09.510		BEST LAP TIME : 3:11.039			DIFFERENCE : 1.529							
LAP	SECTOR 1	SECTOR 2	SECTOR 3	LAP TIME	MPH	DIFF	TIME OF DAY					
1 -		78.3	1:35.718	90.1	42.196	65.0	3:29.150	63.00	18.111	18:06:17.329		
2 -	1:00.665	84.2	1:32.717	94.5	41.268	67.5	3:14.650	67.69	3.611	18:09:31.979		
3 -	59.862	80.4	1:32.818	93.7	40.308	66.1	3:12.988	68.28	1.949	18:12:44.967		
4 -	59.376	86.5	1:31.068	96.8	40.595	63.6	3:11.039	(1) 68.97		18:15:56.006		
5 -	58.831	85.1	1:33.066	94.6	40.202	65.5	3:12.099	68.59	1.060	18:19:08.105		
6 -	59.240	82.2	1:33.234	91.4	IN PIT		3:12.485	P 68.46	1.446	18:22:20.590		
7 -	OUTLAP	91.9	1:31.586	93.5	40.636	69.8	4:03.000	54.22	51.961	18:26:23.590		
8 -	59.957	85.7	1:32.613	97.1	40.950	66.9	3:13.520	68.09	2.481	18:29:37.110		
9 -	59.171	77.3	1:33.095	102.6	39.717	65.2	3:11.983	(3) 68.64	0.944	18:32:49.093		
10 -	58.725	90.4	1:32.270	96.8	40.892	65.9	3:11.887	(2) 68.67	0.848	18:36:00.980		
11 -	1:17.717	74.3	1:34.755	98.8	40.665	70.4	3:33.137	61.82	22.098	18:39:34.117		
12 -	59.541	86.2	1:34.965	96.6	40.232	71.7	3:14.738	67.66	3.699	18:42:48.855		
13 -	1:01.168	84.5	1:32.195	99.8	40.186	71.9	3:13.549	68.08	2.510	18:46:02.404		

P21		3 PW1		Simon EDWARDS			Morgan Super Aero					
IDEAL LAP TIME : 3:11.416		BEST LAP TIME : 3:12.035			DIFFERENCE : 0.619							
LAP	SECTOR 1	SECTOR 2	SECTOR 3	LAP TIME	MPH	DIFF	TIME OF DAY					
1 -		86.3	1:40.242	94.7	42.464	68.4	3:39.797	59.95	27.762	18:06:27.976		
2 -	1:01.105	84.8	1:38.448	88.4	42.915	65.4	3:22.468	65.08	10.433	18:09:50.444		
3 -	1:00.262	86.2	1:35.018	93.2	41.963	66.2	3:17.243	66.80	5.208	18:13:07.687		
4 -	59.669	88.7	1:33.123	91.6	39.726	67.5	3:12.518	(2) 68.44	0.483	18:16:20.205		
5 -	1:00.415	87.4	1:34.888	90.8	41.125	68.5	3:16.428	67.08	4.393	18:19:36.633		
6 -	1:00.687	85.8	1:33.543	94.5	39.847	66.5	3:14.077	67.89	2.042	18:22:50.710		
7 -	59.805	87.1	1:35.669	90.1	IN PIT		3:19.744	P 65.97	7.709	18:26:10.454		
8 -	OUTLAP	85.4	1:33.397	90.1	39.515	67.4	3:47.500	57.92	35.465	18:29:57.954		
9 -	59.970	86.9	1:33.017	90.3	39.907	67.1	3:12.894	(3) 68.31	0.859	18:33:10.848		
10 -	1:00.825	83.7	1:33.646	90.8	39.809	67.9	3:14.280	67.82	2.245	18:36:25.128		
11 -	59.585	87.3	1:33.512	90.1	39.934	65.1	3:13.031	68.26	0.996	18:39:38.159		
12 -	59.854	85.3	1:34.110	91.5	38.955	69.0	3:12.919	68.30	0.884	18:42:51.078		
13 -	59.444	85.7	1:33.358	91.6	39.233	69.8	3:12.035	(1) 68.62		18:46:03.113		

Silverstone Classic

Bentley Centenary Trophy for Pre-War Sports Cars

RACE 10 - SECTOR ANALYSIS



SECTOR 1 = FL to I1, SECTOR 2 = I1 to I2, SECTOR 3 = I2 to FL, DIFF = Difference To Personal Best Lap, P = Crossed Finish Line in Pit Lane, D = Time Disallowed

P22 19 PW5 David OZANNE			Aston Martin 2 Litre Speed Model							
IDEAL LAP TIME : 3:13.267		BEST LAP TIME : 3:13.918			DIFFERENCE : 0.651					
LAP	SECTOR 1	SECTOR 2		SECTOR 3		LAP TIME	MPH	DIFF	TIME OF DAY	
1 -		89.2	1:36.935	94.6	42.266	65.7	3:28.410	63.23	14.492	18:06:16.589
2 -	1:00.903	88.8	1:36.749	93.5	43.300	67.9	3:20.952	65.57	7.034	18:09:37.541
3 -	1:00.564	88.6	1:36.725	92.5	41.990	66.5	3:19.279	66.12	5.361	18:12:56.820
4 -	1:00.720	89.0	1:38.192	94.1	41.390	64.2	3:20.302	65.78	6.384	18:16:17.122
5 -	1:01.956	87.2	1:35.376	94.6	41.870	68.4	3:19.202	66.15	5.284	18:19:36.324
6 -	1:01.260	88.8	1:35.572	93.9	IN PIT		3:17.609	P	3.691	18:22:53.933
7 -	OUTLAP	88.8	1:37.089	92.6	41.031	63.3	4:10.659	52.57	56.741	18:27:04.592
8 -	1:00.725	89.0	1:35.630	93.0	40.678	68.9	3:17.033	66.88	3.115	18:30:21.625
9 -	1:00.555	90.5	1:35.056	93.7	40.096	72.2	3:15.707	(3)	1.789	18:33:37.332
10 -	59.829	89.7	1:35.400	94.1	40.827	66.0	3:16.056	67.21	2.138	18:36:53.388
11 -	59.716	88.8	1:34.285	94.5	39.917	69.3	3:13.918	(1)	67.95	18:40:07.306
12 -	1:00.223	87.8	1:34.219	95.0	42.533	70.2	3:16.975	66.90	3.057	18:43:24.281
13 -	59.131	88.5	1:34.522	94.7	40.422	70.1	3:14.075	(2)	0.157	18:46:38.356

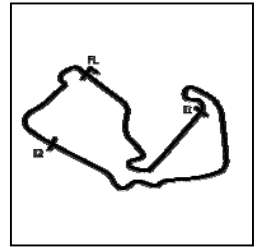
P23 22 PW7 Robert LEWIS			Lagonda V12 Le Mans							
IDEAL LAP TIME : 3:12.645		BEST LAP TIME : 3:12.645			DIFFERENCE : 0.000					
LAP	SECTOR 1	SECTOR 2		SECTOR 3		LAP TIME	MPH	DIFF	TIME OF DAY	
1 -		77.5	1:40.440	98.1	43.587	65.0	3:38.175	60.40	25.530	18:06:26.354
2 -	1:00.831	79.9	1:37.367	100.4	41.218	68.9	3:19.416	66.08	6.771	18:09:45.770
3 -	59.325	90.4	1:35.807	99.7	41.878	69.2	3:17.010	66.88	4.365	18:13:02.780
4 -	1:00.847	96.1	1:33.933	94.3	41.826	70.2	3:16.606	67.02	3.961	18:16:19.386
5 -	1:01.973	89.2	1:40.115	83.6	42.762	65.5	3:24.850	64.32	12.205	18:19:44.236
6 -	1:03.145	91.3	1:35.157	99.5	IN PIT		3:23.119	P	10.474	18:23:07.355
7 -	OUTLAP	89.1	1:35.961	96.2	42.514	71.6	4:00.150	54.87	47.505	18:27:07.505
8 -	1:01.392	89.5	1:33.661	95.1	41.260	70.3	3:16.313	67.12	3.668	18:30:23.818
9 -	58.965	87.9	1:35.471	98.6	41.254	70.1	3:15.690	(2)	3.045	18:33:39.508
10 -	59.305	91.5	1:35.171	99.1	41.521	71.5	3:15.997	67.23	3.352	18:36:55.505
11 -	59.159	89.2	1:35.217	98.3	41.461	69.8	3:15.837	(3)	3.192	18:40:11.342
12 -	59.047	94.3	1:36.530	100.1	41.174	68.7	3:16.751	66.97	4.106	18:43:28.093
13 -	58.795	90.3	1:32.969	104.6	40.881	69.2	3:12.645	(1)	68.40	18:46:40.738

P24 41 PW7 A.BROWN / R.BROWN			Invicta Low Chassis							
IDEAL LAP TIME : 3:15.137		BEST LAP TIME : 3:15.808			DIFFERENCE : 0.671					
LAP	SECTOR 1	SECTOR 2		SECTOR 3		LAP TIME	MPH	DIFF	TIME OF DAY	
1 -		81.6	1:42.753	87.1	41.960	63.0	3:41.399	59.52	25.591	18:06:29.578
2 -	1:02.643	82.8	1:35.518	86.9	40.437	64.4	3:18.598	66.35	2.790	18:09:48.176
3 -	1:02.426	81.0	1:35.030	86.2	39.724	65.2	3:17.180	66.83	1.372	18:13:05.356
4 -	1:01.255	82.2	1:35.086	88.0	40.231	63.8	3:16.572	(2)	0.764	18:16:21.928
5 -	1:00.834	82.3	1:38.292	86.3	IN PIT		3:13.253	P	68.18	18:19:35.181
6 -	OUTLAP	79.3	1:37.410	86.8	41.075	61.5	4:02.918	54.24	47.110	18:23:38.099
7 -	1:02.904	80.9	1:37.048	86.0	40.248	65.9	3:20.200	65.82	4.392	18:26:58.299
8 -	1:01.348	79.7	1:35.343	86.3	40.180	65.1	3:16.871	66.93	1.063	18:30:15.170
9 -	1:01.109	79.4	1:36.629	85.3	40.545	64.8	3:18.283	66.45	2.475	18:33:33.453
10 -	1:01.131	80.6	1:34.946	85.0	39.731	65.0	3:15.808	(1)	67.29	18:36:49.261
11 -	1:01.797	78.6	1:35.250	85.1	39.765	64.9	3:16.812	(3)	1.004	18:40:06.073
12 -	1:03.768	79.5	1:35.847	87.3	40.613	64.1	3:20.228	65.81	4.420	18:43:26.301
13 -	1:00.802	79.8	1:37.205	86.7	39.389	63.6	3:17.396	66.75	1.588	18:46:43.697

Silverstone Classic

Bentley Centenary Trophy for Pre-War Sports Cars

RACE 10 - SECTOR ANALYSIS



SECTOR 1 = FL to I1, SECTOR 2 = I1 to I2, SECTOR 3 = I2 to FL, DIFF = Difference To Personal Best Lap, P = Crossed Finish Line in Pit Lane, D = Time Disallowed

P25 12 PW6		Chris LUNN		Talbot 105 Sports Team Car									
IDEAL LAP TIME : 3:13.561		BEST LAP TIME : 3:14.975		DIFFERENCE : 1.414									
LAP	SECTOR 1	SECTOR 2	SECTOR 3	LAP TIME	MPH	DIFF	TIME OF DAY						
1 -		85.4	1:40.023	85.8	44.075	62.1	3:42.626	59.19	27.651	18:06:30.805			
2 -	1:02.237	79.9	1:35.800	86.4	43.312	65.3	3:21.349	65.44	6.374	18:09:52.154			
3 -	1:00.868	85.4	1:35.522	93.7	40.251	67.1	3:16.641	67.01	1.666	18:13:08.795			
4 -	1:01.086	73.5	1:35.511	87.4	40.932	66.8	3:17.529	66.71	2.554	18:16:26.324			
5 -	59.339	85.2	1:36.225	80.5	IN PIT		3:16.574	P	67.03	1.599	18:19:42.898		
6 -	OUTLAP	76.7	1:39.008	90.4	40.670	66.5	4:08.234	53.08	53.259	18:23:51.132			
7 -	59.908	88.4	1:39.286	91.0	40.939	65.9	3:20.133	65.84	5.158	18:27:11.265			
8 -	1:00.098	85.7	1:34.183	91.8	40.694	67.7	3:14.975 (1)	67.58		18:30:26.240			
9 -	59.584	77.1	1:36.183	90.4	40.338	67.7	3:16.105	67.19	1.130	18:33:42.345			
10 -	59.743	85.5	1:35.896	89.8	40.281	66.6	3:15.920	(3)	67.26	0.945	18:36:58.265		
11 -	59.127	85.4	1:35.139	90.4	40.726	63.4	3:14.992	(2)	67.58	0.017	18:40:13.257		
12 -	1:00.283	84.7	1:38.868	88.7	41.168	62.1	3:20.319	65.78	5.344	18:43:33.576			
13 -	1:19.038	46.8	1:54.200	67.1	IN PIT		4:06.480	P	53.46	51.505	18:47:40.056		

P26 16 PW2		Jock MACKINNON		Bentley 3 litre Tourer									
IDEAL LAP TIME : 3:15.485		BEST LAP TIME : 3:16.422		DIFFERENCE : 0.937									
LAP	SECTOR 1	SECTOR 2	SECTOR 3	LAP TIME	MPH	DIFF	TIME OF DAY						
1 -		81.0	1:41.798	85.9	41.731	64.2	3:40.489	59.76	24.067	18:06:28.668			
2 -	1:02.649	79.9	1:37.112	88.8	41.649	64.3	3:21.410	65.42	4.988	18:09:50.078			
3 -	1:00.794	83.4	1:35.919	88.5	40.697	64.7	3:17.410	(3)	66.75	0.988	18:13:07.488		
4 -	1:01.731	82.4	1:35.002	87.0	39.689	63.3	3:16.422 (1)	67.08		18:16:23.910			
5 -	1:01.149	81.9	1:36.068	85.8	41.056	63.5	3:18.273	66.46	1.851	18:19:42.183			
6 -	1:01.587	78.5	1:35.844	85.5	IN PIT		3:17.224	P	66.81	0.802	18:22:59.407		
7 -	OUTLAP	80.2	1:36.220	85.9	40.836	64.0	4:06.644	53.42	50.222	18:27:06.051			
8 -	1:01.785	80.2	1:36.481	85.1	40.364	65.2	3:18.630	66.34	2.208	18:30:24.681			
9 -	1:00.950	80.6	1:35.733	86.1	40.033	65.6	3:16.716	(2)	66.98	0.294	18:33:41.397		
10 -	1:01.161	80.6	1:36.751	84.6	40.120	65.4	3:18.032	66.54	1.610	18:36:59.429			
11 -	1:01.702	78.9	1:37.062	83.6	41.470	63.9	3:20.234	65.81	3.812	18:40:19.663			
12 -	1:02.423	78.1	1:36.922	82.1	40.749	63.1	3:20.094	65.85	3.672	18:43:39.757			

P27 84 PW3		Neil SANDWITH		Bentley 3/4 1/2									
IDEAL LAP TIME : 3:14.337		BEST LAP TIME : 3:16.986		DIFFERENCE : 2.649									
LAP	SECTOR 1	SECTOR 2	SECTOR 3	LAP TIME	MPH	DIFF	TIME OF DAY						
1 -		83.4	1:41.020	80.8	43.585	66.0	3:43.348	59.00	26.362	18:06:31.527			
2 -	1:02.391	75.5	1:35.524	85.2	43.499	67.3	3:21.414	65.42	4.428	18:09:52.941			
3 -	1:01.350	84.4	1:35.056	92.6	40.580	64.5	3:16.986 (1)	66.89		18:13:09.927			
4 -	1:00.363	80.7	1:35.564	87.3	41.343	68.4	3:17.270	(3)	66.80	0.284	18:16:27.197		
5 -	59.628	85.8	1:40.329	91.5	40.026	66.1	3:19.983	65.89	2.997	18:19:47.180			
6 -	1:04.239	83.7	1:35.994	90.3	IN PIT		3:21.668	P	65.34	4.682	18:23:08.848		
7 -	OUTLAP	84.9	1:37.297	85.4	43.767	64.9	4:06.112	53.54	49.126	18:27:14.960			
8 -	1:01.427	83.3	1:35.234	90.1	41.360	65.6	3:18.021	66.54	1.035	18:30:32.981			
9 -	59.747	84.6	1:36.854	88.7	40.515	66.3	3:17.116	(2)	66.85	0.130	18:33:50.097		
10 -	1:01.145	83.8	1:34.683	89.9	41.835	60.6	3:17.663	66.66	0.677	18:37:07.760			
11 -	1:01.799	83.0	1:35.582	89.9	40.896	66.5	3:18.277	66.46	1.291	18:40:26.037			
12 -	59.944	83.8	1:37.606	90.0	40.171	63.7	3:17.721	66.64	0.735	18:43:43.758			

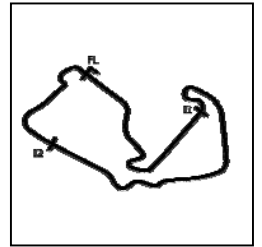
Weather / Track : Cloudy / Dry

Silverstone GP
Circuit Length = 3.6604 miles
Start: 18:02 Flag 18:43 End: 18:48

Silverstone Classic

Bentley Centenary Trophy for Pre-War Sports Cars

RACE 10 - SECTOR ANALYSIS



SECTOR 1 = FL to I1, SECTOR 2 = I1 to I2, SECTOR 3 = I2 to FL, DIFF = Difference To Personal Best Lap, P = Crossed Finish Line in Pit Lane, D = Time Disallowed

P28 40 PW7		Richard REAY-SMITH		Lagonda LG45 Fox & Nicholls Team Car						
IDEAL LAP TIME : 3:15.082		BEST LAP TIME : 3:16.904		DIFFERENCE : 1.822						
LAP	SECTOR 1	SECTOR 2		SECTOR 3		LAP TIME	MPH	DIFF	TIME OF DAY	
1 -		88.3	1:39.439	78.1	44.853	65.7	3:54.198	56.26	37.294	18:06:42.377
2 -	1:04.731	77.8	1:39.061	100.1	44.420	59.0	3:28.212	63.29	11.308	18:10:10.589
3 -	1:04.534	91.8	1:38.078	99.7	42.121	62.4	3:24.733	64.36	7.829	18:13:35.322
4 -	1:03.289	90.4	1:37.961	100.4	42.012	63.8	3:23.262	64.83	6.358	18:16:58.584
5 -	1:02.846	85.8	1:36.612	100.7	41.871	63.2	3:21.329	65.45	4.425	18:20:19.913
6 -	1:02.527	86.0	1:35.805	101.5	IN PIT		3:18.560	P	1.656	18:23:38.473
7 -	OUTLAP	92.3	1:38.535	101.5	42.555	62.3	4:02.773	54.28	45.869	18:27:41.246
8 -	1:03.550	92.5	1:35.867	101.0	42.404	61.8	3:21.821	65.29	4.917	18:31:03.067
9 -	1:02.047	91.4	1:36.783	100.3	41.036	64.5	3:19.866	(3)	2.962	18:34:22.933
10 -	59.726	93.2	1:36.347	100.4	42.492	66.9	3:18.565	(2)	1.661	18:37:41.498
11 -	1:01.548	88.5	1:34.758	99.8	40.598	67.3	3:16.904	(1)	66.92	18:40:58.402
12 -	1:02.772	91.1	1:35.665	101.6	41.438	58.8	3:19.875	65.93	2.971	18:44:18.277

P29 38 PW4		Christopher SCOTT-MACKIRDY		Aston Le Mans						
IDEAL LAP TIME : 3:17.729		BEST LAP TIME : 3:18.480		DIFFERENCE : 0.751						
LAP	SECTOR 1	SECTOR 2		SECTOR 3		LAP TIME	MPH	DIFF	TIME OF DAY	
1 -		80.7	1:40.608	85.2	44.831	57.4	3:57.382	55.51	38.902	18:06:45.561
2 -	1:04.364	80.1	1:39.563	87.6	44.488	59.5	3:28.415	63.22	9.935	18:10:13.976
3 -	1:03.050	81.7	1:39.032	88.1	43.144	61.0	3:25.226	64.21	6.746	18:13:39.202
4 -	1:02.640	80.9	1:36.956	89.8	43.573	63.9	3:23.169	64.86	4.689	18:17:02.371
5 -	1:03.191	80.8	1:36.892	88.3	42.145	65.5	3:22.228	65.16	3.748	18:20:24.599
6 -	1:01.858	80.5	1:37.500	89.0	42.639	62.0	3:21.997	65.23	3.517	18:23:46.596
7 -	1:03.558	82.9	1:40.658	80.6	IN PIT		3:27.056	P	8.576	18:27:13.652
8 -	OUTLAP	81.0	1:40.052	86.2	41.854	64.1	4:08.210	53.09	49.730	18:31:21.862
9 -	1:02.173	80.1	1:38.149	86.3	41.728	65.0	3:22.050	65.22	3.570	18:34:43.912
10 -	1:00.925	81.4	1:36.112	89.9	41.443	63.9	3:18.480	(1)	66.39	18:38:02.392
11 -	1:02.238	78.9	1:37.423	87.0	41.820	65.0	3:21.481	(3)	3.001	18:41:23.873
12 -	1:02.156	78.7	1:37.540	87.4	40.692	66.1	3:20.388	(2)	1.908	18:44:44.261

P30 57 PW3		BLAKENEY-EDWARDS / GALLIERS-PRAI		Bentley 3/4.5						
IDEAL LAP TIME : 3:15.808		BEST LAP TIME : 3:16.855		DIFFERENCE : 1.047						
LAP	SECTOR 1	SECTOR 2		SECTOR 3		LAP TIME	MPH	DIFF	TIME OF DAY	
1 -		83.3	1:40.421	90.3	42.211	66.0	3:39.360	60.07	22.505	18:06:27.539
2 -	1:03.521	79.4	1:37.646	89.5	42.562	66.7	3:23.729	(3)	6.874	18:09:51.268
3 -	1:01.310	82.8	1:35.128	90.4	40.417	67.3	3:16.855	(1)	66.94	18:13:08.123
4 -	1:01.446	82.3	1:35.487	90.0	40.438	67.5	3:17.371	(2)	0.516	18:16:25.494
5 -	1:00.263	84.0	1:35.408	88.8	IN PIT		3:14.086	P	67.89	18:19:39.580
6 -	OUTLAP	73.0	1:45.341	87.6	44.630	62.3	4:25.686	49.59	1:08.831	18:24:05.266
7 -	1:06.161	80.3	1:43.237	88.4	44.870	61.1	3:34.268	61.50	17.413	18:27:39.534
8 -	1:05.434	78.3	1:44.019	89.1	44.703	60.2	3:34.156	61.53	17.301	18:31:13.690
9 -	1:04.945	78.4	1:42.974	89.2	45.694	61.9	3:33.613	61.69	16.758	18:34:47.303
10 -	1:05.958	82.0	1:43.264	88.0	44.279	58.2	3:33.501	61.72	16.646	18:38:20.804
11 -	1:04.121	81.7	1:41.807	88.4	43.998	60.6	3:29.926	62.77	13.071	18:41:50.730
12 -	1:04.905	78.4	1:42.438	88.6	43.166	63.6	3:30.509	62.59	13.654	18:45:21.239

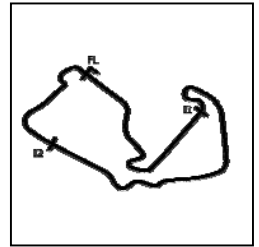
Weather / Track : Cloudy / Dry

Silverstone GP
 Circuit Length = 3.6604 miles
 Start: 18:02 Flag 18:43 End: 18:48

Silverstone Classic

Bentley Centenary Trophy for Pre-War Sports Cars

RACE 10 - SECTOR ANALYSIS



SECTOR 1 = FL to I1, SECTOR 2 = I1 to I2, SECTOR 3 = I2 to FL, DIFF = Difference To Personal Best Lap, P = Crossed Finish Line in Pit Lane, D = Time Disallowed

P31 70 PW3		Graham GOODWIN					Bentley 4½ Le Mans Rep				
IDEAL LAP TIME : 3:23.726		BEST LAP TIME : 3:24.575					DIFFERENCE : 0.849				
LAP	SECTOR 1	SECTOR 2		SECTOR 3		LAP TIME	MPH	DIFF	TIME OF DAY		
1 -		78.6	1:42.057	86.0	44.269	63.1	3:59.241	55.08	34.666	18:06:47.420	
2 -	1:04.852	82.7	1:43.042	87.0	44.592	63.0	3:32.486	62.01	7.911	18:10:19.906	
3 -	1:05.649	81.5	1:41.870	86.1	43.927	61.2	3:31.446	62.32	6.871	18:13:51.352	
4 -	1:05.972	84.3	1:43.930	85.1	44.104	62.1	3:34.006	61.57	9.431	18:17:25.358	
5 -	1:05.527	80.3	1:44.078	84.3	44.753	55.9	3:34.358	61.47	9.783	18:20:59.716	
6 -	1:06.735	80.3	1:44.292	84.4	45.006	55.9	3:36.033	60.99	11.458	18:24:35.749	
7 -	1:05.898	79.8	1:43.849	83.7	IN PIT		3:30.785	P	6.210	18:28:06.534	
8 -	OUTLAP	83.5	1:40.043	86.4	43.773	62.5	4:03.178	54.18	38.603	18:32:09.712	
9 -	1:07.008	81.5	1:41.005	90.5	42.391	62.7	3:30.404	62.63	5.829	18:35:40.116	
10 -	1:04.491	80.8	1:39.927	87.6	42.476	61.9	3:26.894	(2)	63.69	2.319	18:39:07.010
11 -	1:04.813	76.0	1:40.732	91.8	41.860	65.5	3:27.405	(3)	63.53	2.830	18:42:34.415
12 -	1:02.918	83.4	1:38.948	89.7	42.709	61.7	3:24.575	(1)	64.41		18:45:58.990

P32 34 PW3		W.ELBOURN SNR / G.ELBOURN					Bentley 3/4½				
IDEAL LAP TIME : 3:23.573		BEST LAP TIME : 3:25.382					DIFFERENCE : 1.809				
LAP	SECTOR 1	SECTOR 2		SECTOR 3		LAP TIME	MPH	DIFF	TIME OF DAY		
1 -		77.8	1:43.239	81.1	44.504	61.8	4:01.421	54.58	36.039	18:06:49.600	
2 -	1:04.990	82.5	1:41.717	85.1	45.295	61.6	3:32.002	62.15	6.620	18:10:21.602	
3 -	1:05.548	79.6	1:40.607	87.3	42.331	60.6	3:28.486	63.20	3.104	18:13:50.088	
4 -	1:03.727	79.1	1:41.934	87.3	41.841	62.0	3:27.502	63.50	2.120	18:17:17.590	
5 -	1:04.410	79.9	1:42.193	86.5	42.725	61.1	3:29.328	62.95	3.946	18:20:46.918	
6 -	1:04.933	80.3	1:42.388	83.4	IN PIT		3:32.109	P	6.727	18:24:19.027	
7 -	OUTLAP	77.0	1:42.869	86.7	46.126	58.4	4:20.678	50.55	55.296	18:28:39.705	
8 -	1:04.366	81.2	1:40.758	87.0	43.916	58.0	3:29.040	63.03	3.658	18:32:08.745	
9 -	1:06.627	80.5	1:42.071	88.0	43.434	62.8	3:32.132	62.12	6.750	18:35:40.877	
10 -	1:04.250	78.3	1:41.243	87.9	41.201	63.7	3:26.694	(3)	63.75	1.312	18:39:07.571
11 -	1:05.209	80.4	1:39.331	88.1	41.650	61.9	3:26.190	(2)	63.91	0.808	18:42:33.761
12 -	1:05.029	80.0	1:38.645	89.9	41.708	63.5	3:25.382	(1)	64.16		18:45:59.143

P33 23 PW3		BELL / WELCH					Bentley 3/4½				
IDEAL LAP TIME : 3:28.864		BEST LAP TIME : 3:29.153					DIFFERENCE : 0.289				
LAP	SECTOR 1	SECTOR 2		SECTOR 3		LAP TIME	MPH	DIFF	TIME OF DAY		
1 -		72.7	1:42.528	82.6	44.745	62.8	4:00.484	54.79	31.331	18:06:48.663	
2 -	1:05.328	77.2	1:42.429	89.0	44.455	63.1	3:32.212	62.09	3.059	18:10:20.875	
3 -	1:06.409	75.2	1:41.006	88.7	44.129	61.9	3:31.544	(2)	62.29	2.391	18:13:52.419
4 -	1:04.899	79.3	1:44.031	85.8	43.165	61.6	3:32.095	(3)	62.13	2.942	18:17:24.514
5 -	1:04.814	78.3	1:41.175	85.0	43.164	60.7	3:29.153	(1)	63.00		18:20:53.667
6 -	1:04.694	76.6	1:41.746	84.4	IN PIT		3:27.457	P	63.52		18:24:21.124
7 -	OUTLAP	76.5	1:47.376	84.5	45.532	63.0	4:25.973	49.54	56.820	18:28:47.097	
8 -	1:06.580	77.0	1:44.002	85.4	45.909	59.7	3:36.491	60.86	7.338	18:32:23.588	
9 -	1:06.381	76.2	1:44.211	84.3	45.382	62.6	3:35.974	61.01	6.821	18:35:59.562	
10 -	1:09.659	73.9	1:44.668	85.1	44.872	63.0	3:39.199	60.11	10.046	18:39:38.761	
11 -	1:05.721	76.5	1:44.149	83.0	46.592	59.6	3:36.462	60.87	7.309	18:43:15.223	
12 -	1:06.196	73.9	1:44.293	86.5	44.543	60.1	3:35.032	61.28	5.879	18:46:50.255	

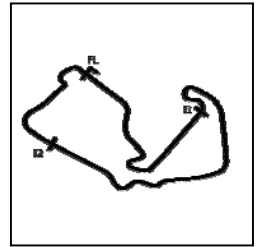
Weather / Track : Cloudy / Dry

Silverstone GP
 Circuit Length = 3.6604 miles
 Start: 18:02 Flag 18:43 End: 18:48

Silverstone Classic

Bentley Centenary Trophy for Pre-War Sports Cars

RACE 10 - SECTOR ANALYSIS



SECTOR 1 = FL to I1, SECTOR 2 = I1 to I2, SECTOR 3 = I2 to FL, DIFF = Difference To Personal Best Lap, P = Crossed Finish Line in Pit Lane, D = Time Disallowed

P34 32 PW7 Peter BRADFIELD		Invicta S Type									
IDEAL LAP TIME : 3:31.854		BEST LAP TIME : 3:31.903			DIFFERENCE : 0.049						
LAP	SECTOR 1	SECTOR 2		SECTOR 3		LAP TIME	MPH	DIFF	TIME OF DAY		
1 -		76.0	1:46.000	83.0	44.574	63.0	4:21.866	50.32	49.963	18:07:10.045	
2 -	1:06.948	72.6	1:43.734	85.3	46.088	60.5	3:36.770	60.79	4.867	18:10:46.815	
3 -	1:06.072	78.3	1:43.856	86.1	43.968	64.5	3:33.896	61.60	1.993	18:14:20.711	
4 -	1:06.102	77.5	1:42.107	88.4	43.694	61.5	3:31.903 (1)	62.18		18:17:52.614	
5 -	1:06.194	75.4	1:42.711	86.9	44.911	60.5	3:33.816	61.63	1.913	18:21:26.430	
6 -	1:06.305	77.5	1:43.962	84.2	IN PIT		3:30.616	P	62.56	18:24:57.046	
7 -	OUTLAP	75.7	1:43.989	85.9	45.576	58.2	4:22.129	50.27	50.226	18:29:19.175	
8 -	1:06.465	78.6	1:43.647	82.7	44.453	62.6	3:34.565	61.41	2.662	18:32:53.740	
9 -	1:06.053	75.5	1:43.619	84.8	44.092	63.4	3:33.764	(3)	61.64	1.861	18:36:27.504
10 -	1:06.109	77.4	1:42.703	85.5	43.885	58.4	3:32.697	(2)	61.95	0.794	18:40:00.201
11 -	1:07.607	77.8	1:45.072	86.1	43.842	62.8	3:36.521	60.86	4.618	18:43:36.722	

P35 33 PW4 SALISBURY / MELLORS		Aston Martin Ulster									
IDEAL LAP TIME : 3:24.931		BEST LAP TIME : 3:25.315			DIFFERENCE : 0.384						
LAP	SECTOR 1	SECTOR 2		SECTOR 3		LAP TIME	MPH	DIFF	TIME OF DAY		
1 -		71.9	1:52.705	76.8	48.269	58.0	4:33.330	48.21	1:08.015	18:07:21.509	
2 -	1:09.745	73.8	1:52.641	75.5	47.739	59.0	3:50.125	57.26	24.810	18:11:11.634	
3 -	1:10.366	73.2	1:53.287	78.4	46.921	57.1	3:50.574	57.15	25.259	18:15:02.208	
4 -	1:10.431	69.9	1:51.587	78.5	46.767	59.7	3:48.785	57.59	23.470	18:18:50.993	
5 -	1:11.316	70.7	1:52.117	77.9	IN PIT		3:50.981	P	57.05	25.666	18:22:41.974
6 -	OUTLAP	74.8	1:42.852	81.3	44.522	60.6	4:32.746	48.31	1:07.431	18:27:14.720	
7 -	1:05.535	77.6	1:42.953	81.4	43.264	60.0	3:31.752	62.23	6.437	18:30:46.472	
8 -	1:05.612	74.8	1:41.896	80.8	42.418	62.9	3:29.926	62.77	4.611	18:34:16.398	
9 -	1:04.560	74.9	1:41.788	81.9	43.000	63.3	3:29.348	(3)	62.94	4.033	18:37:45.746
10 -	1:05.518	75.7	1:40.671	83.3	41.665	63.6	3:27.854	(2)	63.39	2.539	18:41:13.600
11 -	1:03.676	76.5	1:39.590	81.9	42.049	63.6	3:25.315 (1)	64.18		18:44:38.915	

P36 6 PW3 J.WARD / T.WARD		Bentley 4½									
IDEAL LAP TIME : 3:37.218		BEST LAP TIME : 3:39.818			DIFFERENCE : 2.600						
LAP	SECTOR 1	SECTOR 2		SECTOR 3		LAP TIME	MPH	DIFF	TIME OF DAY		
1 -		68.7	1:49.673	75.5	47.088	59.5	4:17.930	51.09	38.112	18:07:06.109	
2 -	1:09.189	68.0	1:48.803	77.4	46.767	59.9	3:44.759	58.63	4.941	18:10:50.868	
3 -	1:08.161	70.5	1:49.819	76.7	45.307	60.0	3:43.287	59.01	3.469	18:14:34.155	
4 -	1:08.017	73.1	1:47.648	78.3	45.216	59.3	3:40.881	(3)	59.66	1.063	18:18:15.036
5 -	1:08.129	72.0	1:47.362	79.8	44.327	57.9	3:39.818 (1)	59.94		18:21:54.854	
6 -	1:06.440	73.5	1:46.451	79.0	IN PIT		3:32.675	P	61.96		18:25:27.529
7 -	OUTLAP	70.2	1:51.974	74.8	46.458	60.3	4:46.696	45.96	1:06.878	18:30:14.225	
8 -	1:08.669	68.2	1:49.358	76.4	46.168	60.7	3:44.195	58.77	4.377	18:33:58.420	
9 -	1:08.225	71.3	1:48.620	69.4	48.761	55.4	3:45.606	58.41	5.788	18:37:44.026	
10 -	1:11.336	71.0	1:47.987	74.9	45.827	60.0	3:45.150	58.52	5.332	18:41:29.176	
11 -	1:07.789	71.3	1:46.970	76.9	45.653	59.8	3:40.412	(2)	59.78	0.594	18:45:09.588

P37 18 PW3 Guy NORTHAM		Bentley 4½									
IDEAL LAP TIME : 3:38.423		BEST LAP TIME : 3:38.423			DIFFERENCE : 0.000						
LAP	SECTOR 1	SECTOR 2		SECTOR 3		LAP TIME	MPH	DIFF	TIME OF DAY		
1 -		68.4	1:50.748	81.7	49.250	57.0	4:35.206	47.88	56.783	18:07:23.385	
2 -	1:08.889	71.1	1:52.375	68.0	49.111	59.1	3:50.375	57.20	11.952	18:11:13.760	
3 -	1:09.481	75.5	1:48.827	83.8	46.745	59.9	3:45.053	58.55	6.630	18:14:58.813	
4 -	1:08.408	73.2	1:48.965	79.3	47.132	60.6	3:44.505	58.69	6.082	18:18:43.318	
5 -	1:09.018	72.9	1:49.552	83.2	48.374	55.5	3:46.944	58.06	8.521	18:22:30.262	
6 -	1:09.943	70.1	1:50.381	62.8	IN PIT		3:49.053	P	57.53	10.630	18:26:19.315
7 -	OUTLAP	71.4	1:48.499	81.7	46.503	57.3	4:34.755	47.96	56.332	18:30:54.070	
8 -	1:08.835	67.8	1:47.118	83.5	46.499	55.1	3:42.452	59.23	4.029	18:34:36.522	
9 -	1:08.592	74.6	1:47.382	83.3	45.612	59.9	3:41.586	(3)	59.47	3.163	18:38:18.108
10 -	1:07.162	71.7	1:46.292	82.7	44.969	60.2	3:38.423 (1)	60.33		18:41:56.531	
11 -	1:07.908	75.2	1:47.267	84.3	45.721	59.8	3:40.896	(2)	59.65	2.473	18:45:37.427

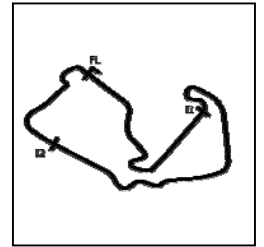
Weather / Track : Cloudy / Dry

Silverstone GP
Circuit Length = 3.6604 miles
Start: 18:02 Flag 18:43 End: 18:48

Silverstone Classic

Bentley Centenary Trophy for Pre-War Sports Cars

RACE 10 - SECTOR ANALYSIS



SECTOR 1 = FL to I1, SECTOR 2 = I1 to I2, SECTOR 3 = I2 to FL, DIFF = Difference To Personal Best Lap, P = Crossed Finish Line in Pit Lane, D = Time Disallowed

P38 10 PW2 Vivian BUSH		Bentley 3 litre								
IDEAL LAP TIME : 3:55.622		BEST LAP TIME : 3:56.115			DIFFERENCE : 0.493					
LAP	SECTOR 1	SECTOR 2		SECTOR 3		LAP TIME	MPH	DIFF	TIME OF DAY	
1 -	67.3	1:56.471	72.7	50.698	55.4	4:55.494	44.59	59.379	18:07:43.673	
2 -	1:14.671	66.7	1:55.413	73.8	50.271	55.7	4:00.355	54.82	4.240	18:11:44.028
3 -	1:13.355	67.5	1:53.757	74.0	50.304	55.4	3:57.416 (2)	55.50	1.301	18:15:41.444
4 -	1:15.153	63.6	1:54.184	73.1	50.399	57.5	3:59.736	54.96	3.621	18:19:41.180
5 -	1:15.291	68.8	1:54.352	70.8	IN PIT		3:52.884 P	56.58	18:23:34.064	
6 -	OUTLAP	66.5	1:53.556	72.0	49.203	55.7	4:31.085	48.61	34.970	18:28:05.149
7 -	1:14.057	67.3	1:54.920	73.7	49.203	56.4	3:58.180 (3)	55.32	2.065	18:32:03.329
8 -	1:14.840	69.2	1:53.890	72.1	49.905	53.2	3:58.635	55.22	2.520	18:36:01.964
9 -	1:13.726	66.7	1:53.678	73.2	48.711	56.5	3:56.115 (1)	55.81	18:39:58.079	
10 -	1:15.357	66.7	1:54.782	73.5	49.304	57.2	3:59.443	55.03	3.328	18:43:57.522

P39 43 PW4 Tarek MAHMOUD		Aston Martin Le Mans								
IDEAL LAP TIME : 3:39.643		BEST LAP TIME : 3:39.643			DIFFERENCE : 0.000					
LAP	SECTOR 1	SECTOR 2		SECTOR 3		LAP TIME	MPH	DIFF	TIME OF DAY	
1 -	73.5	1:50.715	78.8	47.312	58.3	4:32.400	48.37	52.757	18:07:20.579	
2 -	1:09.210	73.1	1:49.062	78.1	46.397	57.7	3:44.669 (3)	58.65	5.026	18:11:05.248
3 -	1:09.551	72.3	1:49.302	79.8	47.483	57.7	3:46.336	58.22	6.693	18:14:51.584
4 -	1:10.897	68.6	1:47.301	79.3	46.914	57.2	3:45.112	58.53	5.469	18:18:36.696
5 -	1:11.303	68.5	1:49.731	78.7	IN PIT		3:40.922 P	59.64	1.279	18:22:17.618
6 -	OUTLAP	74.3	1:48.302	78.4	46.684	55.0	5:07.061	42.91	1:27.418	18:27:24.679
7 -	1:12.554	72.0	1:49.698	77.5	46.459	57.5	3:48.711	57.61	9.068	18:31:13.390
8 -	3:13.678	65.0	1:54.485	78.2	45.764	58.7	5:53.927	37.23	2:14.284	18:37:07.317
9 -	1:08.650	72.7	1:48.059	78.2	46.184	58.8	3:42.893 (2)	59.12	3.250	18:40:50.210
10 -	1:08.376	71.3	1:46.513	78.8	44.754	58.7	3:39.643 (1)	59.99	18:44:29.853	

P40 15 PW4 ARCHER / BRIGGS		Aston Martin Ulster LM15								
IDEAL LAP TIME : 3:03.525		BEST LAP TIME : 3:03.966			DIFFERENCE : 0.441					
LAP	SECTOR 1	SECTOR 2		SECTOR 3		LAP TIME	MPH	DIFF	TIME OF DAY	
1 -	89.8	1:30.281	95.1	39.385	68.6	3:08.956	69.73	4.990	18:05:57.135	
2 -	56.656	88.5	1:30.440	94.3	38.923	69.3	3:06.019	70.84	2.053	18:09:03.154
3 -	57.684	87.2	1:30.553	94.2	37.739	70.0	3:05.976	70.85	2.010	18:12:09.130
4 -	56.934	87.8	1:30.350	95.1	38.656	65.4	3:05.940	70.87	1.974	18:15:15.070
5 -	57.576	89.5	1:29.681	94.7	37.596	70.2	3:04.853 (2)	71.28	0.887	18:18:19.923
6 -	57.303	89.9	1:30.262	94.6	38.208	66.7	3:05.773	70.93	1.807	18:21:25.696
7 -	57.010	88.0	1:29.359	97.1	37.597	70.1	3:03.966 (1)	71.63	18:24:29.662	
8 -	56.679	89.7	1:31.091	98.6	37.510	70.9	3:05.280 (3)	71.12	1.314	18:27:34.942
9 -	57.403	89.3	1:30.135	95.7	IN PIT		3:05.692 P	70.96	1.726	18:30:40.634
10 -	OUTLAP	89.4	1:30.940	94.9	39.545	64.9	3:54.093	56.29	50.127	18:34:34.727
11 -	57.222	86.4	1:32.025	96.8	38.854	64.7	3:08.101	70.05	4.135	18:37:42.828
12 -	59.622	86.0	1:30.802	97.5	38.437	70.1	3:08.861	69.77	4.895	18:40:51.689

P41 2 PW3 Martin OVERINGTON		Bentley 4½ Blower								
IDEAL LAP TIME : 3:13.092		BEST LAP TIME : 3:14.187			DIFFERENCE : 1.095					
LAP	SECTOR 1	SECTOR 2		SECTOR 3		LAP TIME	MPH	DIFF	TIME OF DAY	
1 -	79.0	1:39.173	95.3	42.813	65.4	3:39.137	60.13	24.950	18:06:27.316	
2 -	1:01.453	84.3	1:36.213	94.2	41.321	68.6	3:18.987	66.22	4.800	18:09:46.303
3 -	1:00.313	87.2	1:35.649	97.3	41.054	70.1	3:17.016	66.88	2.829	18:13:03.319
4 -	59.394	89.5	1:33.428	96.9	41.365	67.0	3:14.187 (1)	67.86	18:16:17.506	
5 -	59.714	90.1	1:34.644	93.5	41.703	67.0	3:16.061	67.21	1.874	18:19:33.567
6 -	1:00.106	89.7	1:34.612	100.0	IN PIT		3:16.723 P	66.98	2.536	18:22:50.290
7 -	OUTLAP	92.0	1:33.752	96.6	40.899	68.1	3:56.413	55.74	42.226	18:26:46.703
8 -	58.765	90.1	1:34.161	97.9	41.311	68.5	3:14.237 (2)	67.84	0.050	18:30:00.940
9 -	59.342	90.6	1:33.720	99.7	41.494	65.6	3:14.556 (3)	67.73	0.369	18:33:15.496
10 -	59.836	89.5	1:39.790	78.6	IN PIT		3:23.245 P	64.83	9.058	18:36:38.741

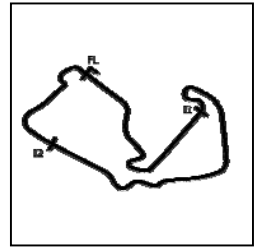
Weather / Track : Cloudy / Dry

Silverstone GP
Circuit Length = 3.6604 miles
Start: 18:02 Flag 18:43 End: 18:48

Silverstone Classic

Bentley Centenary Trophy for Pre-War Sports Cars

RACE 10 - SECTOR ANALYSIS



SECTOR 1 = FL to I1, SECTOR 2 = I1 to I2, SECTOR 3 = I2 to FL, DIFF = Difference To Personal Best Lap, P = Crossed Finish Line in Pit Lane, D = Time Disallowed

P42 31 PW7 Trevor SWETE		Invicta S-Type								
IDEAL LAP TIME : 3:13.525		BEST LAP TIME : 3:13.525			DIFFERENCE : 0.000					
LAP	SECTOR 1	SECTOR 2		SECTOR 3		LAP TIME	MPH	DIFF	TIME OF DAY	
1 -	83.4	2:04.347	28.9	IN PIT		8:51.718 P	24.78	5:38.193	18:11:39.897	
2 -	OUTLAP	78.9	1:37.374	93.2	41.884	68.8	6:35.899	33.28	3:22.374	18:18:15.796
3 -	1:00.277	90.1	1:37.205	94.3	IN PIT		3:18.369 P	66.43	4.844	18:21:34.165
4 -	OUTLAP	85.5	1:38.633	93.2	41.737	66.7	4:03.974	54.01	50.449	18:25:38.139
5 -	59.818	91.1	1:34.627	93.9	41.249	71.8	3:15.694 (2)	67.33	2.169	18:28:53.833
6 -	59.213	88.6	1:34.087	87.6	42.754	68.6	3:16.054 (3)	67.21	2.529	18:32:09.887
7 -	59.538	93.7	1:34.718	94.9	42.204	71.1	3:16.460	67.07	2.935	18:35:26.347
8 -	58.568	86.4	1:33.977	92.4	40.980	70.1	3:13.525 (1)	68.09		18:38:39.872
9 -	1:00.229	79.3	1:36.757	93.8	41.219	68.1	3:18.205	66.48	4.680	18:41:58.077
10 -	1:00.919	87.7	1:34.803	95.0	41.513	71.0	3:17.235	66.81	3.710	18:45:15.312

P43 42 PW7 David COOKE		Alfa Romeo 8C Monza								
IDEAL LAP TIME : 3:06.318		BEST LAP TIME : 3:08.408			DIFFERENCE : 2.090					
LAP	SECTOR 1	SECTOR 2		SECTOR 3		LAP TIME	MPH	DIFF	TIME OF DAY	
1 -	77.4	1:34.131	98.1	40.279	68.4	3:18.752	66.30	10.344	18:06:06.931	
2 -	56.666	84.4	1:31.552	94.7	40.190	74.1	3:08.408 (1)	69.94		18:09:15.339
3 -	56.883	83.3	1:32.325	100.6	39.672	73.9	3:08.880 (3)	69.76	0.472	18:12:24.219
4 -	57.581	92.8	1:32.594	101.6	39.358	66.4	3:09.533	69.52	1.125	18:15:33.752
5 -	58.231	90.5	1:30.294	100.3	40.191	69.3	3:08.716 (2)	69.82	0.308	18:18:42.468
6 -	59.302	93.4	1:36.080	86.3	IN PIT		3:13.445 P	68.12	5.037	18:21:55.913
7 -	OUTLAP	79.9	1:35.498	79.3	41.498	74.3	4:17.843	51.10	1:09.435	18:26:13.756
8 -	59.310	93.5	1:39.533	84.8	IN PIT		3:21.710 P	65.33	13.302	18:29:35.466

P44 48 PW3 STEWART / ELBOURN		Bentley 3/4½								
IDEAL LAP TIME : 3:11.373		BEST LAP TIME : 3:11.398			DIFFERENCE : 0.025					
LAP	SECTOR 1	SECTOR 2		SECTOR 3		LAP TIME	MPH	DIFF	TIME OF DAY	
1 -	89.9	1:33.497	91.4	42.936	67.2	3:30.238	62.68	18.840	18:06:18.417	
2 -	1:00.341	90.0	1:32.732	97.6	42.392	68.7	3:15.465 (3)	67.41	4.067	18:09:33.882
3 -	59.450	93.8	1:31.822	94.6	41.257	67.6	3:12.529 (2)	68.44	1.131	18:12:46.411
4 -	59.187	97.1	1:31.722	101.2	40.489	59.9	3:11.398 (1)	68.85		18:15:57.809
5 -	1:02.077	94.7	1:35.192	85.0	IN PIT		3:18.286 P	66.45	6.888	18:19:16.095
6 -	OUTLAP	87.3	1:33.857	86.0	42.011	62.0	4:06.896	53.37	55.498	18:23:22.991
7 -	59.162	81.5	1:35.398	88.0	41.679	66.2	3:16.239	67.15	4.841	18:26:39.230
8 -	59.299	82.2	1:36.203	84.2	IN PIT		3:15.999 P	67.23	4.601	18:29:55.229

P45 37 PW4 SEBBA / COLE		Morgan 4-4								
IDEAL LAP TIME : 3:53.460		BEST LAP TIME : 3:53.812			DIFFERENCE : 0.352					
LAP	SECTOR 1	SECTOR 2		SECTOR 3		LAP TIME	MPH	DIFF	TIME OF DAY	
1 -	64.4	1:56.362	69.6	48.436	55.8	4:45.130	46.21	51.318	18:07:33.309	
2 -	1:15.107	65.7	1:54.900	71.9	48.473	57.3	3:58.480	55.25	4.668	18:11:31.789
3 -	1:12.608	68.6	1:53.505	75.1	47.699	56.7	3:53.812 (1)	56.36		18:15:25.601
4 -	1:15.820	62.6	1:57.096	67.9	IN PIT		4:03.690 P	54.07	9.878	18:19:29.291
5 -	OUTLAP	64.4	1:54.347	72.7	49.215	55.2	4:50.636	45.34	56.824	18:24:19.927
6 -	1:13.116	67.7	1:53.620	73.8	48.636	55.2	3:55.372 (2)	55.98	1.560	18:28:15.299
7 -	1:15.320	67.0	1:53.153	75.2	49.581	53.4	3:58.054 (3)	55.35	4.242	18:32:13.353

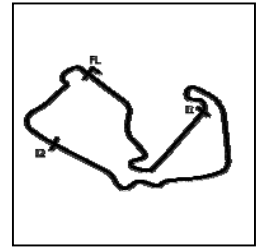
Weather / Track : Cloudy / Dry

Silverstone GP
Circuit Length = 3.6604 miles
Start: 18:02 Flag 18:43 End: 18:48

Silverstone Classic

Bentley Centenary Trophy for Pre-War Sports Cars

RACE 10 - SECTOR ANALYSIS



SECTOR 1 = FL to I1, SECTOR 2 = I1 to I2, SECTOR 3 = I2 to FL, DIFF = Difference To Personal Best Lap, P = Crossed Finish Line in Pit Lane, D = Time Disallowed

P46 47 PW4		STOCH / POTOCKI			Aston Martin International						
IDEAL LAP TIME : 3:46.709		BEST LAP TIME : 3:47.691			DIFFERENCE : 0.982						
LAP	SECTOR 1	SECTOR 2	SECTOR 3	LAP TIME	MPH	DIFF	TIME OF DAY				
1 -	70.8	1:50.457	77.4	47.892	57.3	4:46.416	46.00	58.725	18:07:34.595		
2 -	1:12.766	64.8	1:53.071	75.0	47.746	57.7	3:53.583 (2)	56.41	5.892	18:11:28.178	
3 -	1:10.056	76.3	1:48.907	76.2	48.728	51.6	3:47.691 (1)	57.87	18:15:15.869		
4 -	1:12.090	69.7	2:00.449	51.7	1:04.890	35.2	4:17.429 (3)	51.19	29.738	18:19:33.298	
5 -	1:54.934	36.3	3:57.258	36.2	IN PIT		6:56.689 P	31.62	3:08.998	18:26:29.987	
6 -	OUTLAP	48.4	2:35.342	49.1	1:08.702	38.8	11:31.725	19.05	7:44.034	18:38:01.712	
7 -	1:44.866	45.6	2:38.359	49.0	1:09.576	37.4	5:32.801	39.59	1:45.110	18:43:34.513	

P47 52 PW6		Gareth BURNETT			Alta Sports						
IDEAL LAP TIME :		BEST LAP TIME : 2:55.955			DIFFERENCE :						
LAP	SECTOR 1	SECTOR 2	SECTOR 3	LAP TIME	MPH	DIFF	TIME OF DAY				
1 -						2:57.059 (3)	74.42	1.104	18:05:45.238		
2 -						2:59.419	73.44	3.464	18:08:44.657		
3 -						2:57.217	74.35	1.262	18:11:41.874		
4 -						2:56.436 (2)	74.68	0.481	18:14:38.310		
5 -						2:55.955 (1)	74.89	18:17:34.265			
6 -					IN PIT		2:59.338 P	73.48	3.383	18:20:33.603	

P48 17 PW4		WOOD / MASON-FRANCHITTI			Aston Martin Ulster LM17						
IDEAL LAP TIME : 3:21.053		BEST LAP TIME : 3:22.145			DIFFERENCE : 1.092						
LAP	SECTOR 1	SECTOR 2	SECTOR 3	LAP TIME	MPH	DIFF	TIME OF DAY				
1 -		85.3	1:37.540	89.7	41.149	63.9	3:24.219 (3)	64.52	2.074	18:06:12.398	
2 -	1:15.431	35.9	24:39.461	84.4	IN PIT		26:32.991 P	8.27	23:10.846	18:32:45.389	
3 -	OUTLAP	73.5	1:40.960	87.0	42.901	62.3	5:02.200	43.60	1:40.055	18:37:47.589	
4 -	1:04.163	80.2	1:37.706	88.4	42.016	65.2	3:23.885 (2)	64.63	1.740	18:41:11.474	
5 -	1:02.364	81.3	1:38.100	86.9	41.681	63.3	3:22.145 (1)	65.18	18:44:33.619		

Silverstone Classic

Bentley Centenary Trophy for Pre-War Sports Cars

RACE 10 - BEST SECTORS

SECTOR 1			SECTOR 2			SECTOR 3			IDEAL / BEST COMPARISON						
POS	NO	NAME	TIME	NO	NAME	TIME	NO	NAME	TIME	POS	NO	NAME	IDEAL	BEST	DIFF
													PERFECT LAP	2:48.138	
1	8	FRIEDRICH	50.667	8	FRIEDRICH	1:21.877	8	FRIEDRICH	35.594	1	8	FRIEDRICH	2:48.138	2:49.243	1.105
2	11	WAKEMAN / BLAKE	52.946	11	WAKEMAN / BLAKE	1:24.388	11	WAKEMAN / BLAKE	35.852	2	11	WAKEMAN / BLAKEN	2:53.186	2:54.026	0.840
3	20	BIRCH	53.287	20	BIRCH	1:24.659	45	KEELING / LOCKIE	36.681	3	20	BIRCH	2:54.800	2:55.768	0.968
4	54	BARRIE / PRILL	53.494	54	BARRIE / PRILL	1:25.477	20	BIRCH	36.854	4	54	BARRIE / PRILL	2:56.012	2:57.054	1.042
5	45	KEELING / LOCKIE	53.811	45	KEELING / LOCKIE	1:26.124	35	CAMERON / DARB'	37.029	5	45	KEELING / LOCKIE	2:56.616	2:56.827	0.211
6	35	CAMERON / DARB'	54.872	35	CAMERON / DARB'	1:26.932	54	BARRIE / PRILL	37.041	6	35	CAMERON / DARBY	2:58.833	3:02.022	3.189
7	77	HALUSA	55.075	77	HALUSA	1:27.752	15	ARCHER / BRIGGS	37.510	7	77	HALUSA	3:00.630	3:01.714	1.084
8	1	HALUSA	55.319	9	HUDSON / MORLE'	1:28.232	5	R.BRADLEY / E.BR.	37.713	8	9	HUDSON / MORLEY	3:01.647	3:02.897	1.250
9	9	HUDSON / MORLE'	55.692	21	MIDDLETON	1:28.237	9	HUDSON / MORLE'	37.723	9	1	HALUSA	3:01.766	3:03.296	1.530
10	21	MIDDLETON	55.906	1	HALUSA	1:28.386	21	MIDDLETON	37.751	10	21	MIDDLETON	3:01.894	3:02.178	0.284
11	71	BECHTOLSHEIMEF	56.498	15	ARCHER / BRIGGS	1:29.359	77	HALUSA	37.803	11	15	ARCHER / BRIGGS	3:03.525	3:03.966	0.441
12	14	BLAKEMORE	56.547	71	BECHTOLSHEIMEF	1:29.468	1	HALUSA	38.061	12	71	BECHTOLSHEIMER	3:04.346	3:04.905	0.559
13	15	ARCHER / BRIGGS	56.656	4	C.MORLEY / J.MOF	1:29.801	7	STAMM	38.102	13	14	BLAKEMORE	3:04.898	3:05.836	0.938
14	42	COOKE	56.666	14	BLAKEMORE	1:29.810	71	BECHTOLSHEIMEF	38.380	14	4	C.MORLEY / J.MORL	3:05.298	3:06.039	0.741
15	51	C. BALL / N. BALL	56.825	7	STAMM	1:29.985	14	BLAKEMORE	38.541	15	7	STAMM	3:05.316	3:06.546	1.230
16	4	C.MORLEY / J.MOF	56.836	5	R.BRADLEY / E.BR.	1:30.029	36	BREWSTER / FISKI	38.607	16	5	R.BRADLEY / E.BRAI	3:05.758	3:06.586	0.828
17	7	STAMM	57.229	42	COOKE	1:30.294	4	C.MORLEY / J.MOF	38.661	17	42	COOKE	3:06.318	3:08.408	2.090
18	75	WALTON	57.784	36	BREWSTER / FISKI	1:30.638	51	C. BALL / N. BALL	38.713	18	51	C. BALL / N. BALL	3:06.597	3:07.116	0.519
19	5	R.BRADLEY / E.BR.	58.016	75	WALTON	1:31.050	75	WALTON	38.813	19	36	BREWSTER / FISKEP	3:07.466	3:08.027	0.561
20	36	BREWSTER / FISKI	58.221	51	C. BALL / N. BALL	1:31.059	3	EDWARDS	38.955	20	75	WALTON	3:07.647	3:08.344	0.697
21	31	SWETE	58.568	24	AYRE	1:31.068	42	COOKE	39.358	21	24	AYRE	3:09.510	3:11.039	1.529
22	24	AYRE	58.725	48	STEWART / ELBOL	1:31.722	41	A.BROWN / R.BRO'	39.389	22	48	STEWART / ELBOUR	3:11.373	3:11.398	0.025
23	2	OVERINGTON	58.765	22	LEWIS	1:32.969	16	MACKINNON	39.689	23	3	EDWARDS	3:11.416	3:12.035	0.619
24	22	LEWIS	58.795	3	EDWARDS	1:33.017	24	AYRE	39.717	24	22	LEWIS	3:12.645	3:12.645	0.000
25	12	LUNN	59.127	2	OVERINGTON	1:33.428	19	OZANNE	39.917	25	2	OVERINGTON	3:13.092	3:14.187	1.095
26	19	OZANNE	59.131	31	SWETE	1:33.977	84	SANDWITH	40.026	26	19	OZANNE	3:13.267	3:13.918	0.651
27	48	STEWART / ELBOL	59.162	12	LUNN	1:34.183	12	LUNN	40.251	27	31	SWETE	3:13.525	3:13.525	0.000
28	3	EDWARDS	59.444	19	OZANNE	1:34.219	57	BLAKENEY-EDWAF	40.417	28	12	LUNN	3:13.561	3:14.975	1.414
29	84	SANDWITH	59.628	84	SANDWITH	1:34.683	48	STEWART / ELBOL	40.489	29	84	SANDWITH	3:14.337	3:16.986	2.649
30	40	REAY-SMITH	59.726	40	REAY-SMITH	1:34.758	40	REAY-SMITH	40.598	30	40	REAY-SMITH	3:15.082	3:16.904	1.822
31	57	BLAKENEY-EDWAF	1:00.263	41	A.BROWN / R.BRO'	1:34.946	38	SCOTT-MACKIRDY	40.692	31	41	A.BROWN / R.BROW	3:15.137	3:15.808	0.671
32	16	MACKINNON	1:00.794	16	MACKINNON	1:35.002	22	LEWIS	40.881	32	16	MACKINNON	3:15.485	3:16.422	0.937
33	41	A.BROWN / R.BRO'	1:00.802	57	BLAKENEY-EDWAF	1:35.128	2	OVERINGTON	40.899	33	57	BLAKENEY-EDWAF	3:15.808	3:16.855	1.047
34	38	SCOTT-MACKIRDY	1:00.925	38	SCOTT-MACKIRDY	1:36.112	31	SWETE	40.980	34	38	SCOTT-MACKIRDY	3:17.729	3:18.480	0.751
35	17	WOOD / MASON-FI	1:02.364	17	WOOD / MASON-FI	1:37.540	17	WOOD / MASON-FI	41.149	35	17	WOOD / MASON-FR/	3:21.053	3:22.145	1.092
36	70	GOODWIN	1:02.918	34	W.ELBOURN SNR /	1:38.645	34	W.ELBOURN SNR /	41.201	36	34	W.ELBOURN SNR / C	3:23.573	3:25.382	1.809
37	33	SALISBURY / MELL	1:03.676	70	GOODWIN	1:38.948	33	SALISBURY / MELL	41.665	37	70	GOODWIN	3:23.726	3:24.575	0.849
38	34	W.ELBOURN SNR /	1:03.727	33	SALISBURY / MELL	1:39.590	70	GOODWIN	41.860	38	33	SALISBURY / MELLO	3:24.931	3:25.315	0.384
39	23	BELL / WELCH	1:04.694	23	BELL / WELCH	1:41.006	23	BELL / WELCH	43.164	39	23	BELL / WELCH	3:28.864	3:29.153	0.289
40	32	BRADFIELD	1:06.053	32	BRADFIELD	1:42.107	32	BRADFIELD	43.694	40	32	BRADFIELD	3:31.854	3:31.903	0.049
41	6	J.WARD / T.WARD	1:06.440	18	NORTHAM	1:46.292	6	J.WARD / T.WARD	44.327	41	6	J.WARD / T.WARD	3:37.218	3:39.818	2.600
42	18	NORTHAM	1:07.162	6	J.WARD / T.WARD	1:46.451	43	MAHMOUD	44.754	42	18	NORTHAM	3:38.423	3:38.423	0.000
43	43	MAHMOUD	1:08.376	43	MAHMOUD	1:46.513	18	NORTHAM	44.969	43	43	MAHMOUD	3:39.643	3:39.643	0.000
44	47	STOCH / POTOCKI	1:10.056	47	STOCH / POTOCKI	1:48.907	37	SEBBA / COLE	47.699	44	47	STOCH / POTOCKI	3:46.709	3:47.691	0.982
45	37	SEBBA / COLE	1:12.608	37	SEBBA / COLE	1:53.153	47	STOCH / POTOCKI	47.746	45	37	SEBBA / COLE	3:53.460	3:53.812	0.352
46	10	BUSH	1:13.355	10	BUSH	1:53.556	10	BUSH	48.711	46	10	BUSH	3:55.622	3:56.115	0.493
47										47	39	T.LLEWELLYN / O.LL		2:49.470	
48										48	52	BURNETT		2:55.955	

Weather / Track : Cloudy / Dry

Silverstone GP

Circuit Length = 3.6604 miles

Start: 18:02 Flag 18:43 End: 18:48

Results can be found at www.tsl-timing.com

Printed - 19:00 Saturday, 27 July 2019

Silverstone Classic

Bentley Centenary Trophy for Pre-War Sports Cars

RACE 10 - BEST SPEEDS

INTERMEDIATE 1				INTERMEDIATE 2			FINISH LINE		
POS	NO	NAME	MPH	NO	NAME	MPH	NO	NAME	MPH
1	8	FRIEDRICHS	110.0	8	FRIEDRICHS	116.7	8	FRIEDRICHS	82.1
2	54	BARRIE / PRILL	103.2	54	BARRIE / PRILL	108.4	20	BIRCH	78.4
3	45	KEELING / LOCKIE	101.9	45	KEELING / LOCKIE	107.8	11	WAKEMAN / BLAKENEY-EDWAF	77.8
4	20	BIRCH	100.6	1	HALUSA	107.2	45	KEELING / LOCKIE	77.7
5	11	WAKEMAN / BLAKENEY-EDWAF	99.2	11	WAKEMAN / BLAKENEY-EDWAF	106.6	54	BARRIE / PRILL	76.2
6	35	CAMERON / DARBYSHIRE	98.5	20	BIRCH	105.3	1	HALUSA	76.0
7	9	HUDSON / MORLEY	97.6	9	HUDSON / MORLEY	104.8	77	HALUSA	75.4
8	48	STEWART / ELBOURN	97.1	22	LEWIS	104.6	35	CAMERON / DARBYSHIRE	75.0
9	51	C. BALL / N. BALL	96.8	51	C. BALL / N. BALL	104.0	4	C.MORLEY / J.MORLEY	74.3
10	77	HALUSA	96.2	35	CAMERON / DARBYSHIRE	103.2	42	COOKE	74.3
11	22	LEWIS	96.1	4	C.MORLEY / J.MORLEY	103.0	71	BECHTOLSHEIMER	74.1
12	4	C.MORLEY / J.MORLEY	95.0	75	WALTON	102.9	9	HUDSON / MORLEY	73.9
13	1	HALUSA	94.2	24	AYRE	102.6	14	BLAKEMORE	72.8
14	71	BECHTOLSHEIMER	94.1	77	HALUSA	101.8	21	MIDDLETON	72.4
15	31	SWETE	93.7	40	REAY-SMITH	101.6	19	OZANNE	72.2
16	42	COOKE	93.5	42	COOKE	101.6	75	WALTON	71.9
17	21	MIDDLETON	93.3	71	BECHTOLSHEIMER	101.5	24	AYRE	71.9
18	40	REAY-SMITH	93.2	48	STEWART / ELBOURN	101.2	31	SWETE	71.8
19	75	WALTON	92.9	21	MIDDLETON	100.6	22	LEWIS	71.6
20	36	BREWSTER / FISKEN	92.4	2	OVERINGTON	100.0	7	STAMM	71.2
21	2	OVERINGTON	92.0	15	ARCHER / BRIGGS	98.6	51	C. BALL / N. BALL	71.1
22	24	AYRE	91.9	36	BREWSTER / FISKEN	98.3	15	ARCHER / BRIGGS	70.9
23	7	STAMM	91.8	7	STAMM	98.3	36	BREWSTER / FISKEN	70.4
24	14	BLAKEMORE	91.8	14	BLAKEMORE	95.7	2	OVERINGTON	70.1
25	19	OZANNE	90.5	19	OZANNE	95.0	3	EDWARDS	69.8
26	15	ARCHER / BRIGGS	89.9	31	SWETE	95.0	48	STEWART / ELBOURN	68.7
27	3	EDWARDS	88.7	3	EDWARDS	94.7	5	R.BRADLEY / E.BRADLEY	68.4
28	12	LUNN	88.4	12	LUNN	93.7	84	SANDWITH	68.4
29	5	R.BRADLEY / E.BRADLEY	86.9	5	R.BRADLEY / E.BRADLEY	93.2	12	LUNN	67.7
30	84	SANDWITH	85.8	84	SANDWITH	92.6	57	BLAKENEY-EDWARDS / GALLIE	67.5
31	17	WOOD / MASON-FRANCHITTI	85.3	70	GOODWIN	91.8	40	REAY-SMITH	67.3
32	70	GOODWIN	84.3	57	BLAKENEY-EDWARDS / GALLIE	90.4	38	SCOTT-MACKIRDY	66.1
33	57	BLAKENEY-EDWARDS / GALLIE	84.0	38	SCOTT-MACKIRDY	89.9	41	A.BROWN / R.BROWN	65.9
34	16	MACKINNON	83.4	34	W.ELBOURN SNR / G.ELBOURN	89.9	16	MACKINNON	65.6
35	38	SCOTT-MACKIRDY	82.9	17	WOOD / MASON-FRANCHITTI	89.7	70	GOODWIN	65.5
36	41	A.BROWN / R.BROWN	82.8	23	BELL / WELCH	89.0	17	WOOD / MASON-FRANCHITTI	65.2
37	34	W.ELBOURN SNR / G.ELBOURN	82.5	16	MACKINNON	88.8	32	BRADFIELD	64.5
38	23	BELL / WELCH	79.3	32	BRADFIELD	88.4	34	W.ELBOURN SNR / G.ELBOURN	63.7
39	32	BRADFIELD	78.6	41	A.BROWN / R.BROWN	88.0	33	SALISBURY / MELLORS	63.6
40	33	SALISBURY / MELLORS	77.6	18	NORTHAM	84.3	23	BELL / WELCH	63.1
41	47	STOCH / POTOCKI	76.3	33	SALISBURY / MELLORS	83.3	6	J.WARD / T.WARD	60.7
42	18	NORTHAM	75.5	6	J.WARD / T.WARD	79.8	18	NORTHAM	60.6
43	43	MAHMOUD	74.3	43	MAHMOUD	79.8	43	MAHMOUD	58.8
44	6	J.WARD / T.WARD	73.5	47	STOCH / POTOCKI	77.4	47	STOCH / POTOCKI	57.7
45	10	BUSH	69.2	37	SEBBA / COLE	75.2	10	BUSH	57.5
46	37	SEBBA / COLE	68.6	10	BUSH	74.0	37	SEBBA / COLE	57.3
47									
48									

Weather / Track : Cloudy / Dry

Results can be found at www.tsl-timing.com

Silverstone GP

Circuit Length = 3.6604 miles

Start: 18:02 Flag 18:43 End: 18:48

Printed - 18:50 Saturday, 27 July 2019

Silverstone Classic

Bentley Centenary Trophy for Pre-War Sports Cars

RACE 10 - STATISTICS

Competitors Started 48
Planned Start 2019-07-27 @ 18:00:00.000
Actual Start 2019-07-27 @ 18:02:48.178
Finish Time 2019-07-27 @ 18:43:33.600
Track Length 3.6604mi.
Total Laps 565
Total Distance Covered 2068.1811mi.

Session Fastest Lap History

NO	CL	NAME	LAP TIME	TIME OF DAY	LAP	VEHICLE
39	PW SP	T.LLEWELLYN / O.LLEWELLYN	2:49.470	18:05:37.649	1	Bentley 3/8
8	PW7	Rudiger FRIEDRICHS	2:49.243	18:43:34.990	14	Alvis Firefly 4.3

Session Leader History

NO	CL	NAME	FROM LAP	LAPS LED	DISTANCE	VEHICLE
39	PW SP	T.LLEWELLYN / O.LLEWELLYN	1	7	25.62 miles	Bentley 3/8
20	PW7	Michael BIRCH	8	2	7.32 miles	Talbot AV105 Brooklands JJ93
39	PW SP	T.LLEWELLYN / O.LLEWELLYN	10	5	18.30 miles	Bentley 3/8

Flag History

TYPE	TIME OF DAY
GREEN	18:02:48.178
FINISH	18:43:33.600

Flag Statistics

TYPE	COUNT	TOTAL LAPS	TOTAL TIME
Green	1	14	45:54.357
Red	0	0	0.000
Safety Car	0	0	0.000
FCY	0	0	0.000

Weather / Track : Cloudy / Dry

These results are provisional until the conclusion of any judicial and technical matters.

Silverstone GP

Circuit Length = 3.6604 miles

Start: 18:02 Flag 18:43 End: 18:48

Clerk Of Course :		Timekeeper :
-------------------	--	--------------

Silverstone Classic

Bentley Centenary Trophy for Pre-War Sports Cars

RACE 10 - STATISTICS

CLASS : PW2

3 Starters

Fastest Lap History

NO	NAME	LAP TIME	TIME OF DAY	LAP	VEHICLE
16	Jock MACKINNON	3:40.489	18:06:28.734	1	Bentley 3 litre Tourer
16	Jock MACKINNON	3:21.410	18:09:50.140	2	Bentley 3 litre Tourer
1	Martin HALUSA	3:16.527	18:10:18.441	2	Bugatti 35C/B
1	Martin HALUSA	3:09.953	18:13:28.385	3	Bugatti 35C/B
1	Martin HALUSA	3:07.643	18:16:36.027	4	Bugatti 35C/B
1	Martin HALUSA	3:04.056	18:29:59.392	8	Bugatti 35C/B
1	Martin HALUSA	3:03.296	18:33:02.686	9	Bugatti 35C/B

Leader History

NO	NAME	FROM LAP	LAPS LED	DISTANCE	VEHICLE
16	Jock MACKINNON	1	5	18.30 miles	Bentley 3 litre Tourer
1	Martin HALUSA	6	8	29.28 miles	Bugatti 35C/B

Weather / Track : Cloudy / Dry

These results are provisional until the conclusion of any judicial and technical matters.

Silverstone GP

Circuit Length = 3.6604 miles

Start: 18:02 Flag 18:43 End: 18:48

Clerk Of Course :

Timekeeper :

Silverstone Classic

Bentley Centenary Trophy for Pre-War Sports Cars

RACE 10 - STATISTICS

CLASS : PW3

12 Starters

Fastest Lap History

NO	NAME	LAP TIME	TIME OF DAY	LAP	VEHICLE
9	HUDSON / MORLEY	3:12.191	18:06:00.389	1	Bentley 3/4½
9	HUDSON / MORLEY	3:10.100	18:09:10.489	2	Bentley 3/4½
4	C.MORLEY / J.MORLEY	3:09.516	18:09:10.888	2	Bentley 3/4½
4	C.MORLEY / J.MORLEY	3:07.993	18:12:18.876	3	Bentley 3/4½
4	C.MORLEY / J.MORLEY	3:07.093	18:15:25.969	4	Bentley 3/4½
4	C.MORLEY / J.MORLEY	3:06.986	18:18:32.954	5	Bentley 3/4½
9	HUDSON / MORLEY	3:04.237	18:28:30.636	8	Bentley 3/4½
9	HUDSON / MORLEY	3:02.897	18:31:33.534	9	Bentley 3/4½

Leader History

NO	NAME	FROM LAP	LAPS LED	DISTANCE	VEHICLE
9	HUDSON / MORLEY	1	2	7.32 miles	Bentley 3/4½
4	C.MORLEY / J.MORLEY	3	4	14.64 miles	Bentley 3/4½
36	BREWSTER / FISKEN	7	1	3.66 miles	Vauxhall 30/98 The Hughes Special
9	HUDSON / MORLEY	8	6	21.96 miles	Bentley 3/4½

Weather / Track : Cloudy / Dry

These results are provisional until the conclusion of any judicial and technical matters.

Silverstone GP

Circuit Length = 3.6604 miles

Start: 18:02 Flag 18:43 End: 18:48

Clerk Of Course :

Timekeeper :

Silverstone Classic

Bentley Centenary Trophy for Pre-War Sports Cars

RACE 10 - STATISTICS

CLASS : PW1

3 Starters

Fastest Lap History

NO	NAME	LAP TIME	TIME OF DAY	LAP	VEHICLE
11	WAKEMAN / BLAKENEY-EDWARDS	2:59.301	18:05:47.492	1	Frazer Nash Super Sports
11	WAKEMAN / BLAKENEY-EDWARDS	2:57.388	18:08:44.880	2	Frazer Nash Super Sports
11	WAKEMAN / BLAKENEY-EDWARDS	2:56.851	18:30:08.875	9	Frazer Nash Super Sports
11	WAKEMAN / BLAKENEY-EDWARDS	2:54.026	18:33:02.900	10	Frazer Nash Super Sports

Leader History

NO	NAME	FROM LAP	LAPS LED	DISTANCE	VEHICLE
11	WAKEMAN / BLAKENEY-EDWARDS	1	14	51.24 miles	Frazer Nash Super Sports

Weather / Track : Cloudy / Dry

These results are provisional until the conclusion of any judicial and technical matters.

Silverstone GP

Circuit Length = 3.6604 miles

Start: 18:02 Flag 18:43 End: 18:48

Clerk Of Course :

Timekeeper :

Silverstone Classic

Bentley Centenary Trophy for Pre-War Sports Cars

RACE 10 - STATISTICS

CLASS : PW4

8 Starters

Fastest Lap History

NO	NAME	LAP TIME	TIME OF DAY	LAP	VEHICLE
15	ARCHER / BRIGGS	3:08.956	18:05:57.142	1	Aston Martin Ulster LM15
15	ARCHER / BRIGGS	3:06.019	18:09:03.162	2	Aston Martin Ulster LM15
15	ARCHER / BRIGGS	3:05.976	18:12:09.137	3	Aston Martin Ulster LM15
15	ARCHER / BRIGGS	3:05.940	18:15:15.078	4	Aston Martin Ulster LM15
15	ARCHER / BRIGGS	3:04.853	18:18:19.931	5	Aston Martin Ulster LM15
15	ARCHER / BRIGGS	3:03.966	18:24:29.669	7	Aston Martin Ulster LM15

Leader History

NO	NAME	FROM LAP	LAPS LED	DISTANCE	VEHICLE
15	ARCHER / BRIGGS	1	12	43.92 miles	Aston Martin Ulster LM15
5	R.BRADLEY / E.BRADLEY	13	1	3.66 miles	Aston Martin Ulster

Weather / Track : Cloudy / Dry

These results are provisional until the conclusion of any judicial and technical matters.

Silverstone GP

Circuit Length = 3.6604 miles

Start: 18:02 Flag 18:43 End: 18:48

Clerk Of Course :

Timekeeper :

Silverstone Classic

Bentley Centenary Trophy for Pre-War Sports Cars

RACE 10 - STATISTICS

CLASS : PW5

5 Starters

Fastest Lap History

NO	NAME	LAP TIME	TIME OF DAY	LAP	VEHICLE
54	BARRIE / PRILL	3:01.092	18:05:49.277	1	BMW 328
54	BARRIE / PRILL	2:57.277	18:08:46.553	2	BMW 328
54	BARRIE / PRILL	2:57.054	18:11:43.608	3	BMW 328

Leader History

NO	NAME	FROM LAP	LAPS LED	DISTANCE	VEHICLE
54	BARRIE / PRILL	1	14	51.24 miles	BMW 328

Weather / Track : Cloudy / Dry

These results are provisional until the conclusion of any judicial and technical matters.

Silverstone GP

Circuit Length = 3.6604 miles

Start: 18:02 Flag 18:43 End: 18:48

Clerk Of Course :

Timekeeper :

Silverstone Classic

Bentley Centenary Trophy for Pre-War Sports Cars

RACE 10 - STATISTICS

CLASS : PW7

11 Starters

Fastest Lap History

NO	NAME	LAP TIME	TIME OF DAY	LAP	VEHICLE
8	Rudiger FRIEDRICHS	2:52.118	18:05:40.302	1	Alvis Firefly 4.3
8	Rudiger FRIEDRICHS	2:51.261	18:14:17.206	4	Alvis Firefly 4.3
8	Rudiger FRIEDRICHS	2:50.579	18:17:07.785	5	Alvis Firefly 4.3
8	Rudiger FRIEDRICHS	2:49.895	18:32:14.755	10	Alvis Firefly 4.3
8	Rudiger FRIEDRICHS	2:49.600	18:40:45.749	13	Alvis Firefly 4.3
8	Rudiger FRIEDRICHS	2:49.243	18:43:34.990	14	Alvis Firefly 4.3

Leader History

NO	NAME	FROM LAP	LAPS LED	DISTANCE	VEHICLE
8	Rudiger FRIEDRICHS	1	6	21.96 miles	Alvis Firefly 4.3
20	Michael BIRCH	7	3	10.98 miles	Talbot AV105 Brooklands JJ93
8	Rudiger FRIEDRICHS	10	5	18.30 miles	Alvis Firefly 4.3

Weather / Track : Cloudy / Dry

These results are provisional until the conclusion of any judicial and technical matters.

Silverstone GP

Circuit Length = 3.6604 miles

Start: 18:02 Flag 18:43 End: 18:48

Clerk Of Course :

Timekeeper :

Silverstone Classic

Bentley Centenary Trophy for Pre-War Sports Cars

RACE 10 - STATISTICS

CLASS : PW6

3 Starters

Fastest Lap History

NO	NAME	LAP TIME	TIME OF DAY	LAP	VEHICLE
52	Gareth BURNETT	2:57.059	18:05:45.238	1	Alta Sports
52	Gareth BURNETT	2:56.436	18:14:38.310	4	Alta Sports
52	Gareth BURNETT	2:55.955	18:17:34.265	5	Alta Sports

Leader History

NO	NAME	FROM LAP	LAPS LED	DISTANCE	VEHICLE
52	Gareth BURNETT	1	6	21.96 miles	Alta Sports
77	Niklas HALUSA	7	8	29.28 miles	Alfa Romeo 8C 2300 Zagato Spyder

Weather / Track : Cloudy / Dry

These results are provisional until the conclusion of any judicial and technical matters.

Silverstone GP

Circuit Length = 3.6604 miles

Start: 18:02 Flag 18:43 End: 18:48

Clerk Of Course :

Timekeeper :

Silverstone Classic

Bentley Centenary Trophy for Pre-War Sports Cars

RACE 10 - STATISTICS

CLASS : PW SP

3 Starters

Fastest Lap History

NO	NAME	LAP TIME	TIME OF DAY	LAP	VEHICLE
39	T.LLEWELLYN / O.LLEWELLYN	2:49.470	18:05:37.649	1	Bentley 3/8

Leader History

NO	NAME	FROM LAP	LAPS LED	DISTANCE	VEHICLE
39	T.LLEWELLYN / O.LLEWELLYN	1	14	51.24 miles	Bentley 3/8

Weather / Track : Cloudy / Dry

These results are provisional until the conclusion of any judicial and technical matters.

Silverstone GP

Circuit Length = 3.6604 miles

Start: 18:02 Flag 18:43 End: 18:48

Clerk Of Course :

Timekeeper :