



# ROYAL AUTOMOBILE CLUB TOURIST TROPHY FOR HISTORIC CARS (PRE '63 GT)

**Silverstone GP Circuit**

**26<sup>th</sup> - 28<sup>th</sup> July 2019**



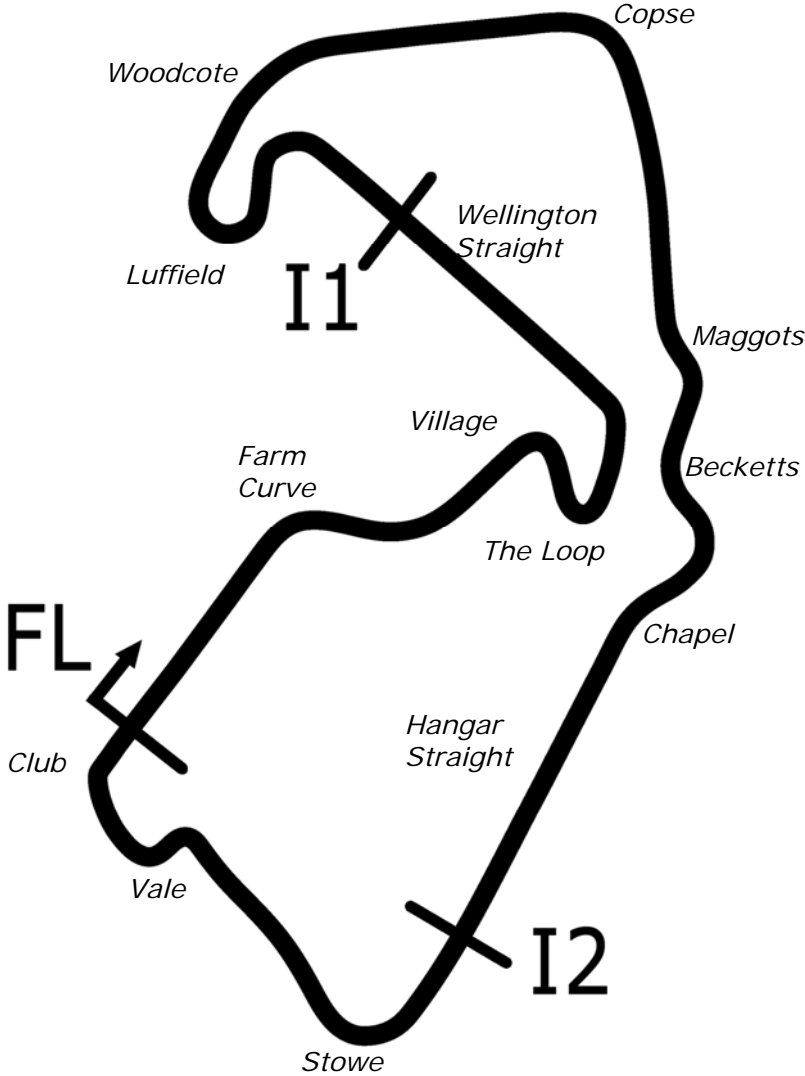
Results Provided by Timing Solutions Ltd  
[www.tsl-timing.com](http://www.tsl-timing.com)

# Silverstone GP



SPORTS TIMING

TIMING SOLUTIONS LTD



Length	3.6605 miles	5891.0 m	
FL		52.06826 N	1.02344 W
I1	1932m	52.07603 N	1.01669 W
I2	4756m	52.06559 N	1.01486 W
International Pit Entry-Pit Exit 512m, 30.7s @60kph, 23.0s @80kph			
National Pit Entry-Pit Exit 336m, 20.2s @60kph, 15.1s @80kph			
Start Line Offset-132.3m			

All results available at [www.tsl-timing.com](http://www.tsl-timing.com)


**Silverstone Classic**
**Royal Automobile Club Tourist Trophy for Historic Cars (Pre '63 GT)**
**QUALIFYING - RACE 5 - CLASSIFICATION**

<b>Sheet No:</b>	<b>Issue Time:</b>
------------------	--------------------

POS	NO	CL	PIC NAME	ENTRY	TIME	ON	LAPS	GAP	DIFF	MPH
1	19	INV	1	BECHTOLSHEIMER/LINDSAY	Tojeiro GT Tojeiro EE	2:32.242	9	9		86.55
2	16	C	1	L.HALUSA / N.HALUSA	Ferrari 250 GT Breadvan	2:33.082	9	10	0.840	86.08
3	211	D	1	G.DODD / J.DODD	Jaguar E-type	2:33.627	6	7	1.385	85.77
4	73	D	2	COTTINGHAM / STANLEY	Jaguar E-type	2:34.422	3	10	2.180	85.33
5	33	D	3	Jo.MINSHAW / Ja.MINSHAW	Jaguar E-type	2:35.251	2	9	3.009	84.88
6	24	D	4	HUNT / BL'-EDWARDS	AC Cobra	2:36.148	7	9	3.906	84.39
7	91	C	2	HOLME / GREENSALL	Austin-Healey 3000 Mk2	2:37.638	8	8	5.396	83.59
8	133	C	3	BELL / THOMAS	Austin-Healey 3000	2:38.406	2	9	6.164	83.18
9	66	D	5	MCFADDEN / CULLEN	Jaguar E-type	2:38.683	7	9	6.441	83.04
10	2	D	6	FISKEN / WAKEMAN	Jaguar E-type	2:39.964	8	9	7.722	82.37
11	7*	D	7	JO. YOUNG / JA. YOUNG	Jaguar E-type	2:40.624	2	9	8.382	82.04
12	23	D	8	Tony WOOD	Jaguar E-type	2:41.064	3	8	8.822	81.81
13	10	A	1	Peter STOHRMANN JR	Lotus Elite	2:43.212	7	7	10.970	80.74
14	41	C	4	HUNT / GRANT-PETERKIN	Austin-Healey 3000	2:43.702	7	9	11.460	80.49
15	15	D	9	John BURTON	Jaguar E-type	2:44.066	9	9	11.824	80.32
16	22	INV	2	MILLER / GOBLE	Aston Martin DB4 GT	2:44.110	6	8	11.868	80.29
17	100*	C	5	THORNE / TODD	Austin-Healey 3000	2:44.629	7	9	12.387	80.04
18	74	D	10	Mike WRIGLEY	Jaguar E-type	2:44.667	3	7	12.425	80.02
19	207	C	6	HARRIS / WILMOTH	Austin-Healey 3000	2:45.219	7	9	12.977	79.75
20	82	D	11	Bob BINFIELD	Jaguar E-type Series 1	2:45.245	9	9	13.003	79.74
21	21*	C	7	Karsten LE BLANC	Austin-Healey 3000	2:45.618	6	9	13.376	79.56
22	44	C	8	S.DRABBLE / A.DRABBLE	Reliant Sabre Six	2:46.099	8	8	13.857	79.33
23	68	A	2	GORDON / FINBURGH	Lotus Elite	2:46.613	5	8	14.371	79.09
24	600	B	1	Sam TORDOFF	Porsche 356 1500S	2:46.808	8	8	14.566	78.99
25	141	B	2	Gareth BURNETT	Porsche 356 Coupe GT	2:47.570	2	2	15.328	78.64
26	120	D	12	O'SHEA / HALL	Jaguar E-type	2:49.254	7	9	17.012	77.85
27	119	C	9	HUDSON / MORLEY	Austin-Healey 3000 Mk2	2:49.746	8	8	17.504	77.63
28	25	A	3	WATSON / O'CONNELL	Lotus Elite	2:49.843	5	6	17.601	77.58
29	118	C	10	RAWE / SANZ DE ACEDO	Triumph TR4	2:50.696	4	9	18.454	77.20
30	48	INV	3	JAMES / LETTS	Chevrolet Corvette	2:51.961	8	8	19.719	76.63
31	77	INV	4	PRICHARD-JONES / CREWDSON	Turner Mk3	2:52.040	3	8	19.798	76.59
32	29	A	4	Nicholas JAMES	Ogle SX1000	2:54.137	6	6	21.895	75.67
33	99	B	3	GURNEY / COLES	Morgan Plus 4 Supersports	2:54.717	3	8	22.475	75.42
34	129	D	13	Rick WILLMOTT	Jaguar XK150 FHC	2:55.508	3	9	23.266	75.08
35	14	A	5	Paul GARSIDE	Lotus Elite	2:56.163	2	3	23.921	74.80
36	49	C	11	Chris WOODGATE	Aston Martin DB3	2:56.163	6	7	23.921	74.80
37	149	A	6	INGRAM / ROWLEY	Lotus Elite S2 Super 95	2:59.110	2	8	26.868	73.57
38	8	D	14	John CLARK	Jaguar E-type	3:03.385	1	1	31.143	71.85
39	43	INV	5	JO.WILLMOTT / JA.WILLMOTT	Alfa Romeo Guilia 1600 Sprint	3:07.343	5	5	35.101	70.34
40	6	A	7	ADELMAN / HALL	Alfa Romeo	3:07.437	2	7	35.195	70.30

\*Cars 7, 21 & 100 require working transponders - Regulation Q12.2.1 refers.

Weather / Track : Bright / Dry

These results are provisional until the conclusion of any judicial and technical matters.

Silverstone GP

Circuit Length = 3.6604 miles

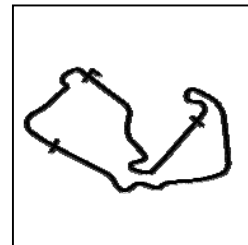
Start: 10:50 Flag 11:17 End: 11:20

Clerk Of Course :	Steward :	Timekeeper :

# Silverstone Classic

## Royal Automobile Club Tourist Trophy for Historic Cars (Pre '63 GT)

### QUALIFYING - RACE 5 - SECTOR ANALYSIS



SECTOR 1 = FL to I1, SECTOR 2 = I1 to I2, SECTOR 3 = I2 to FL, DIFF = Difference To Personal Best Lap, P = Crossed Finish Line in Pit Lane, D = Time Disallowed

P1 19 INV		BECHTOLSHEIMER/LINDSAY					Tojeiro GT Tojeiro EE			
IDEAL LAP TIME : 2:31.111		BEST LAP TIME : 2:32.242			DIFFERENCE : 1.131					
LAP	SECTOR 1		SECTOR 2		SECTOR 3		LAP TIME	MPH	DIFF	TIME OF DAY
1 -	49.790	107.0	1:21.318	130.3	34.561	90.5	2:45.669	79.54	13.427	10:56:14.988
2 -	48.234	121.1	1:16.968	121.3	35.098	89.4	2:40.300	82.20	8.058	10:58:55.288
3 -	48.598	117.9	1:15.893	133.1	33.391	91.4	2:37.882	83.46	5.640	11:01:33.170
4 -	OUTLAP			116.9	34.560	81.3	4:35.190	47.88	2:02.948	11:06:08.360
5 -	47.857	112.9	1:13.973	129.5	32.660	74.9	2:34.490	85.29	2.248	11:08:42.850
6 -	47.565	117.9	1:13.850	<b>134.2</b>	<b>32.527</b>	<b>91.8</b>	2:33.942 (2)	85.60	1.700	11:11:16.792
7 -	45.824	120.0	1:14.015	128.0	34.544	87.9	2:34.383 (3)	85.35	2.141	11:13:51.175
8 -	49.305	119.8	1:13.794	127.8	32.913	90.9	2:36.012	84.46	3.770	11:16:27.187
9 -	<b>45.510</b>	<b>127.0</b>	<b>1:13.074</b>	131.8	33.658	86.9	<b>2:32.242 (1)</b>	<b>86.55</b>		<b>11:18:59.429</b>

P2 16 C		L.HALUSA / N.HALUSA					Ferrari 250 GT Breadvan			
IDEAL LAP TIME : 2:33.037		BEST LAP TIME : 2:33.082			DIFFERENCE : 0.045					
LAP	SECTOR 1		SECTOR 2		SECTOR 3		LAP TIME	MPH	DIFF	TIME OF DAY
1 -	47.585	115.7	1:17.909	128.3	33.137	85.0	2:38.631	83.07	5.549	10:55:24.357
2 -	46.716	120.9	1:14.737	130.0	<b>32.756</b>	86.8	2:34.209 (3)	85.45	1.127	10:57:58.566
3 -	46.592	121.5	1:14.878	127.0	32.962	86.2	2:34.432	85.33	1.350	11:00:32.998
4 -	OUTLAP			125.9	34.918	83.5	3:52.419	56.69	1:19.337	11:04:25.417
5 -	46.924	123.5	<b>1:14.136</b>	128.5	32.782	86.7	2:33.842 (2)	85.65	0.760	11:06:59.259
6 -	46.224	<b>125.2</b>	1:15.094	127.8	34.456	79.7	2:35.774	84.59	2.692	11:09:35.033
7 -	47.915	122.0	1:14.198	130.0	32.907	86.0	2:35.020	85.00	1.938	11:12:10.053
8 -	46.690	122.0	1:14.377	130.0	33.679	88.0	2:34.746	85.15	1.664	11:14:44.799
9 -	<b>46.145</b>	122.4	1:14.152	<b>130.5</b>	32.785	88.3	<b>2:33.082 (1)</b>	<b>86.08</b>		<b>11:17:17.881</b>
10 -	48.125	118.9	1:16.414	117.3	34.540	<b>88.8</b>	2:39.079	82.83	5.997	11:19:56.960

P3 211 D		G.DODD / J.DODD					Jaguar E-type			
IDEAL LAP TIME : 2:32.828		BEST LAP TIME : 2:33.627			DIFFERENCE : 0.799					
LAP	SECTOR 1		SECTOR 2		SECTOR 3		LAP TIME	MPH	DIFF	TIME OF DAY
1 -	47.703	109.1	1:14.835	131.8	34.021	83.6	2:36.559 (3)	84.17	2.932	10:56:22.391
2 -	48.675	102.9	1:19.568	118.5	34.223	90.4	2:42.466	81.11	8.839	10:59:04.857
3 -	<b>46.253</b>	113.9	1:16.421	136.9	32.877	91.9	2:35.551 (2)	84.71	1.924	11:01:40.408
4 -	OUTLAP			110.9	35.699	87.3	4:47.440	45.84	2:13.813	11:06:27.848
5 -	47.131	112.7	1:16.803	120.4	34.464	85.9	2:38.398	83.19	4.771	11:09:06.246
6 -	47.052	118.5	<b>1:14.487</b>	<b>138.9</b>	<b>32.088</b>	<b>92.6</b>	<b>2:33.627 (1)</b>	<b>85.77</b>		<b>11:11:39.873</b>
7 -	48.356	<b>124.5</b>	1:15.945	107.5	34.755	83.3	2:39.056	82.85	5.429	11:14:18.929

P4 73 D		COTTINGHAM / STANLEY					Jaguar E-type			
IDEAL LAP TIME : 2:34.021		BEST LAP TIME : 2:34.422			DIFFERENCE : 0.401					
LAP	SECTOR 1		SECTOR 2		SECTOR 3		LAP TIME	MPH	DIFF	TIME OF DAY
1 -	47.516	122.9	1:16.087	128.8	<b>32.175</b>	89.7	2:35.778	84.59	1.356	10:55:26.086
2 -	47.181	124.5	1:15.338	129.8	32.678	89.3	2:35.197 (2)	84.91	0.775	10:58:01.283
3 -	46.560	123.8	<b>1:15.291</b>	<b>130.3</b>	32.571	88.4	<b>2:34.422 (1)</b>	<b>85.33</b>		<b>11:00:35.705</b>
4 -	<b>46.555</b>	124.5	1:16.112	129.3	32.616	87.1	2:35.283 (3)	84.86	0.861	11:03:10.988
5 -	46.837	118.7	1:16.002	<b>130.3</b>	32.907	89.4	2:35.746	84.61	1.324	11:05:46.734
6 -	OUTLAP			124.5	34.686	77.9	3:50.578	57.15	1:16.156	11:09:37.312
7 -	48.598	120.0	1:17.360	127.0	41.980	81.5	2:47.938	78.46	13.516	11:12:25.250
8 -	48.043	123.8	1:16.111	128.5	33.220	87.3	2:37.374	83.73	2.952	11:15:02.624
9 -	47.339	<b>125.2</b>	1:15.740	128.0	33.188	88.4	2:36.267	84.32	1.845	11:17:38.891
10 -	47.160	124.2	1:16.087	128.0	33.291	87.3	2:36.538	84.18	2.116	11:20:15.429

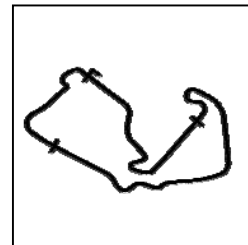
Weather / Track : Bright / Dry

Silverstone GP  
Circuit Length = 3.6604 miles  
Start: 10:50 Flag 11:17 End: 11:20

# Silverstone Classic

## Royal Automobile Club Tourist Trophy for Historic Cars (Pre '63 GT)

### QUALIFYING - RACE 5 - SECTOR ANALYSIS



SECTOR 1 = FL to I1, SECTOR 2 = I1 to I2, SECTOR 3 = I2 to FL, DIFF = Difference To Personal Best Lap, P = Crossed Finish Line in Pit Lane, D = Time Disallowed

P5		33 D		Jo.MINSHAW / Ja.MINSHAW			Jaguar E-type			
IDEAL LAP TIME : 2:34.740		BEST LAP TIME : 2:35.251			DIFFERENCE : 0.511					
LAP	SECTOR 1		SECTOR 2		SECTOR 3		LAP TIME	MPH	DIFF	TIME OF DAY
1 -	47.364	121.1	1:15.212	<b>130.8</b>	<b>32.681</b>	85.3	2:35.257 (2)	84.87	0.006	10:55:55.069
2 -	47.688	<b>126.1</b>	<b>1:14.847</b>	<b>130.8</b>	32.716	89.1	<b>2:35.251 (1)</b>	<b>84.88</b>		<b>10:58:30.320</b>
3 -	<b>47.212</b>	123.1	1:15.908	129.0	33.383	87.6	2:36.503 (3)	84.20	1.252	11:01:06.823
4 -	OUTLAP			130.0	35.036	84.6	4:44.927	46.24	2:09.676	11:05:51.750
5 -	48.469	124.7	1:18.467	129.0	33.479	84.3	2:40.415	82.14	5.164	11:08:32.165
6 -	48.168	124.5	1:16.101	128.5	33.020	88.7	2:37.289	83.78	2.038	11:11:09.454
7 -	48.030	121.7	1:17.304	107.7	35.815	81.1	2:41.149	81.77	5.898	11:13:50.603
8 -	48.842	120.0	1:17.284	125.4	36.381	85.9	2:42.507	81.09	7.256	11:16:33.110
9 -	48.370	118.3	1:16.978	122.6	33.084	86.4	2:38.432	83.17	3.181	11:19:11.542

P6		24 D		HUNT / BL'EDWARDS			AC Cobra			
IDEAL LAP TIME : 2:35.688		BEST LAP TIME : 2:36.148			DIFFERENCE : 0.460					
LAP	SECTOR 1		SECTOR 2		SECTOR 3		LAP TIME	MPH	DIFF	TIME OF DAY
1 -	48.947	110.3	1:18.207	127.8	34.862	86.2	2:42.016	81.33	5.868	10:55:25.176
2 -	48.915	113.1	1:18.179	129.3	34.090	84.5	2:41.184	81.75	5.036	10:58:06.360
3 -	47.950	116.7	1:17.927	129.0	34.408	84.2	2:40.285	82.21	4.137	11:00:46.645
4 -	48.351	116.7	1:18.231	128.8	34.550	83.4	2:41.132	81.78	4.984	11:03:27.777
5 -	OUTLAP			107.3	34.918	<b>88.4</b>	3:53.440	56.45	1:17.292	11:07:21.217
6 -	49.359	116.3	1:16.417	<b>130.8</b>	33.965	80.7	2:39.741 (3)	82.49	3.593	11:10:00.958
7 -	46.930	120.9	1:16.239	130.5	<b>32.979</b>	88.3	<b>2:36.148 (1)</b>	<b>84.39</b>		<b>11:12:37.106</b>
8 -	<b>46.600</b>	<b>124.2</b>	<b>1:16.109</b>	130.0	33.540	<b>88.4</b>	2:36.249 (2)	84.33	0.101	11:15:13.355
9 -	49.093	117.9	1:18.258	118.5	33.808	87.8	2:41.159	81.76	5.011	11:17:54.514

P7		91 C		HOLME / GREENSALL			Austin-Healey 3000 Mk2			
IDEAL LAP TIME : 2:37.593		BEST LAP TIME : 2:37.638			DIFFERENCE : 0.045					
LAP	SECTOR 1		SECTOR 2		SECTOR 3		LAP TIME	MPH	DIFF	TIME OF DAY
1 -	50.039	114.7	1:20.091	117.5	34.655	76.2	2:44.785	79.96	7.147	10:56:42.643
2 -	49.984	117.1	1:20.896	115.3	34.763	83.8	2:45.643	79.55	8.005	10:59:28.286
3 -	49.411	116.5	1:18.176	125.6	34.383	84.5	2:41.970	81.35	4.332	11:02:10.256
4 -	53.085	112.9	1:18.916	116.7	35.270	83.9	2:47.271	78.78	9.633	11:04:57.527
5 -	OUTLAP			123.8	35.566	86.2	3:59.382	55.04	1:21.744	11:08:56.909
6 -	47.981	120.9	1:17.804	126.6	33.913	<b>88.7</b>	2:39.698 (3)	82.51	2.060	11:11:36.607
7 -	49.077	119.8	1:17.001	125.9	<b>33.097</b>	87.8	2:39.175 (2)	82.78	1.537	11:14:15.782
8 -	<b>47.919</b>	<b>122.6</b>	<b>1:16.577</b>	<b>127.0</b>	33.142	88.1	<b>2:37.638 (1)</b>	<b>83.59</b>		<b>11:16:53.420</b>

P8		133 C		BELL / THOMAS			Austin-Healey 3000			
IDEAL LAP TIME : 2:38.216		BEST LAP TIME : 2:38.406			DIFFERENCE : 0.190					
LAP	SECTOR 1		SECTOR 2		SECTOR 3		LAP TIME	MPH	DIFF	TIME OF DAY
1 -	48.502	118.3	1:17.514	122.4	33.347	86.1	2:39.363	82.69	0.957	10:55:16.230
2 -	47.947	120.0	<b>1:17.315</b>	122.4	<b>33.144</b>	86.4	<b>2:38.406 (1)</b>	<b>83.18</b>		<b>10:57:54.636</b>
3 -	<b>47.757</b>	119.8	1:17.561	122.6	33.850	86.7	2:39.168 (3)	82.79	0.762	11:00:33.804
4 -	48.207	120.0	1:17.694	122.9	33.209	86.4	2:39.110 (2)	82.82	0.704	11:03:12.914
5 -	48.057	<b>120.6</b>	1:18.783	<b>123.1</b>	33.954	77.6	2:40.794	81.95	2.388	11:05:53.708
6 -	OUTLAP			117.7	35.540	82.9	4:24.419	49.83	1:46.013	11:10:18.127
7 -	52.727	109.1	1:21.206	120.6	35.933	73.9	2:49.866	77.57	11.460	11:13:07.993
8 -	50.546	101.9	1:21.170	121.5	35.899	79.5	2:47.615	78.61	9.209	11:15:55.608
9 -	OUTLAP			122.4	35.420	84.8	3:30.239	62.68	51.833	11:19:25.847

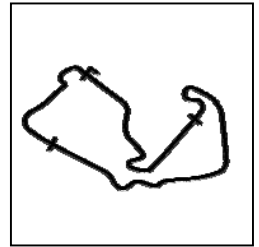
Weather / Track : Bright / Dry

Silverstone GP  
Circuit Length = 3.6604 miles  
Start: 10:50 Flag 11:17 End: 11:20

# Silverstone Classic

## Royal Automobile Club Tourist Trophy for Historic Cars (Pre '63 GT)

### QUALIFYING - RACE 5 - SECTOR ANALYSIS



SECTOR 1 = FL to I1, SECTOR 2 = I1 to I2, SECTOR 3 = I2 to FL, DIFF = Difference To Personal Best Lap, P = Crossed Finish Line in Pit Lane, D = Time Disallowed

P9		66 D		MCFADDEN / CULLEN		Jaguar E-type				
IDEAL LAP TIME : 2:38.411		BEST LAP TIME : 2:38.683		DIFFERENCE : 0.272						
LAP	SECTOR 1		SECTOR 2		SECTOR 3		LAP TIME	MPH	DIFF	TIME OF DAY
1 -	49.857	97.5	1:20.757	124.5	34.332	82.6	2:44.946	79.89	6.263	10:56:37.810
2 -	49.037	112.5	1:18.080	129.0	34.698	87.4	2:41.815	81.43	3.132	10:59:19.625
3 -	47.848	121.3	1:18.157	126.3	34.043	85.8	2:40.048	82.33	1.365	11:01:59.673
4 -	OUTLAP			123.1	35.262	84.4	4:21.232	50.44	1:42.549	11:06:20.905
5 -	48.171	123.5	1:19.028	129.0	34.454	81.4	2:41.653	81.51	2.970	11:09:02.558
6 -	47.941	120.6	1:17.474	128.0	33.755	84.5	2:39.170 (3)	82.79	0.487	11:11:41.728
7 -	48.089	<b>124.0</b>	<b>1:16.942</b>	<b>129.3</b>	<b>33.652</b>	87.1	<b>2:38.683 (1)</b>	<b>83.04</b>		<b>11:14:20.411</b>
8 -	48.021	<b>124.0</b>	1:17.293	127.5	33.783	<b>87.9</b>	2:39.097 (2)	82.82	0.414	11:16:59.508
9 -	<b>47.817</b>	120.6	1:18.484	128.8	33.877	85.7	2:40.178	82.26	1.495	11:19:39.686

P10		2 D		FISKEN / WAKEMAN		Jaguar E-type				
IDEAL LAP TIME : 2:39.856		BEST LAP TIME : 2:39.964		DIFFERENCE : 0.108						
LAP	SECTOR 1		SECTOR 2		SECTOR 3		LAP TIME	MPH	DIFF	TIME OF DAY
1 -	53.144	110.3	1:22.084	115.7	36.252	85.1	2:51.480	76.84	11.516	10:56:20.501
2 -	50.048	116.5	1:19.560	124.2	34.547	84.5	2:44.155	80.27	4.191	10:59:04.656
3 -	50.702	104.0	1:21.387	111.8	35.426	84.6	2:47.515	78.66	7.551	11:01:52.171
4 -	52.884	97.5	1:23.569	112.0	36.290	74.3	2:52.743	76.28	12.779	11:04:44.914
5 -	OUTLAP			122.6	35.633	73.2	4:18.410	50.99	1:38.446	11:09:03.324
6 -	50.383	112.2	1:18.735	124.5	<b>33.572</b>	<b>86.3</b>	2:42.690	80.99	2.726	11:11:46.014
7 -	48.654	120.9	1:18.093	<b>125.9</b>	33.664	85.5	2:40.411 (2)	82.15	0.447	11:14:26.425
8 -	<b>48.348</b>	<b>123.1</b>	<b>1:17.936</b>	124.7	33.680	84.9	<b>2:39.964 (1)</b>	<b>82.37</b>		<b>11:17:06.389</b>
9 -	48.730	118.5	1:18.342	124.9	34.145	82.2	2:41.217 (3)	81.73	1.253	11:19:47.606

P11		7 D		JO. YOUNG / JA. YOUNG		Jaguar E-type				
IDEAL LAP TIME :		BEST LAP TIME : 2:40.624		DIFFERENCE :						
LAP	SECTOR 1		SECTOR 2		SECTOR 3		LAP TIME	MPH	DIFF	TIME OF DAY
1 -							2:43.515	80.59	2.891	10:55:36.857
2 -							<b>2:40.624 (1)</b>	<b>82.04</b>		<b>10:58:17.481</b>
3 -							2:41.732 (3)	81.47	1.108	11:00:59.213
4 -							2:41.646 (2)	81.52	1.022	11:03:40.859
5 -							2:45.332	79.70	4.708	11:06:26.191
6 -							3:52.313	56.72	1:11.689	11:10:18.504
7 -							2:44.583	80.06	3.959	11:13:03.087
8 -							2:41.876	81.40	1.252	11:15:44.963
9 -							2:43.005	80.84	2.381	11:18:27.968

P12		23 D		Tony WOOD		Jaguar E-type				
IDEAL LAP TIME : 2:40.780		BEST LAP TIME : 2:41.064		DIFFERENCE : 0.284						
LAP	SECTOR 1		SECTOR 2		SECTOR 3		LAP TIME	MPH	DIFF	TIME OF DAY
1 -	49.870	113.9	1:19.943	127.3	35.559	81.4	2:45.372 (3)	79.68	4.308	10:55:55.003
2 -	49.310	116.9	<b>1:17.777</b>	<b>128.0</b>	34.212	<b>86.5</b>	2:41.299 (2)	81.69	0.235	10:58:36.302
3 -	<b>48.951</b>	<b>118.7</b>	1:18.061	127.8	<b>34.052</b>	86.3	<b>2:41.064 (1)</b>	<b>81.81</b>		<b>11:01:17.366</b>
4 -	OUTLAP			103.4	41.583	77.3	5:13.872	41.98	2:32.808	11:06:31.238
5 -	55.736	101.0	1:28.317	109.1	41.587	72.1	3:05.640	70.98	24.576	11:09:36.878
6 -	54.830	100.4	1:25.238	110.1	39.021	73.9	2:59.089	73.58	18.025	11:12:35.967
7 -	54.756	101.5	1:25.103	119.8	37.442	81.5	2:57.301	74.32	16.237	11:15:33.268
8 -	53.005	105.0	1:24.084	114.7	37.414	78.4	2:54.503	75.51	13.439	11:18:27.771

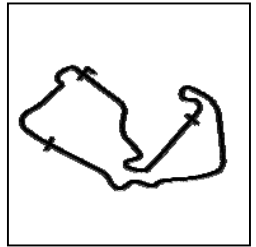
Weather / Track : Bright / Dry

Silverstone GP  
Circuit Length = 3.6604 miles  
Start: 10:50 Flag 11:17 End: 11:20

# Silverstone Classic

## Royal Automobile Club Tourist Trophy for Historic Cars (Pre '63 GT)

### QUALIFYING - RACE 5 - SECTOR ANALYSIS



SECTOR 1 = FL to I1, SECTOR 2 = I1 to I2, SECTOR 3 = I2 to FL, DIFF = Difference To Personal Best Lap, P = Crossed Finish Line in Pit Lane, D = Time Disallowed

P13 10 A		Peter STOHRMANN JR				Lotus Elite				
IDEAL LAP TIME : 2:43.212		BEST LAP TIME : 2:43.212				DIFFERENCE : 0.000				
LAP	SECTOR 1		SECTOR 2		SECTOR 3		LAP TIME	MPH	DIFF	TIME OF DAY
1 -	54.028	103.2	1:26.493	114.7	36.900	78.2	2:57.421	74.27	14.209	10:55:59.458
2 -	52.040	101.3	1:23.820	114.5	36.470	81.3	2:52.330	76.46	9.118	10:58:51.788
3 -	51.268	108.7	1:23.987	114.1	36.329	79.2	2:51.584 (3)	76.80	8.372	11:01:43.372
4 -	51.283	109.4	1:23.248	113.3	37.789	79.2	2:52.320	76.47	9.108	11:04:35.692
5 -	OUTLAP			112.4	41.149	78.1	4:58.287	44.17	2:15.075	11:09:33.979
6 -	50.093	<b>112.2</b>	1:19.441	115.3	34.250	<b>83.4</b>	2:43.784 (2)	80.45	0.572	11:12:17.763
7 -	<b>49.671</b>	112.0	<b>1:19.332</b>	<b>115.7</b>	<b>34.209</b>	83.0	<b>2:43.212 (1)</b>	<b>80.74</b>		<b>11:15:00.975</b>

P14 41 C		HUNT / GRANT-PETERKIN				Austin-Healey 3000				
IDEAL LAP TIME : 2:43.329		BEST LAP TIME : 2:43.702				DIFFERENCE : 0.373				
LAP	SECTOR 1		SECTOR 2		SECTOR 3		LAP TIME	MPH	DIFF	TIME OF DAY
1 -	51.046	110.1	1:23.864	116.7	35.184	85.7	2:50.094	77.47	6.392	10:55:28.908
2 -	49.331	115.3	1:20.966	118.7	<b>34.144</b>	84.7	2:44.441	80.13	0.739	10:58:13.349
3 -	49.514	114.9	1:20.296	118.1	34.384	84.4	2:44.194 (3)	80.25	0.492	11:00:57.543
4 -	49.319	115.3	1:21.070	118.9	34.925	85.9	2:45.314	79.71	1.612	11:03:42.857
5 -	OUTLAP			119.8	37.212	86.5	4:08.509	53.02	1:24.807	11:07:51.366
6 -	50.515	105.0	1:22.150	120.2	34.269	86.3	2:46.934	78.94	3.232	11:10:38.300
7 -	<b>49.104</b>	117.5	1:20.397	121.1	34.201	85.3	<b>2:43.702 (1)</b>	<b>80.49</b>		<b>11:13:22.002</b>
8 -	49.488	116.7	<b>1:20.081</b>	<b>121.7</b>	34.258	86.1	2:43.827 (2)	80.43	0.125	11:16:05.829
9 -	50.815	<b>118.5</b>	1:20.298	119.1	34.248	<b>86.9</b>	2:45.361	79.69	1.659	11:18:51.190

P15 15 D		John BURTON				Jaguar E-type				
IDEAL LAP TIME : 2:43.594		BEST LAP TIME : 2:44.066				DIFFERENCE : 0.472				
LAP	SECTOR 1		SECTOR 2		SECTOR 3		LAP TIME	MPH	DIFF	TIME OF DAY
1 -							2:47.111	78.85	3.045	10:55:41.808
2 -							2:46.005	79.38	1.939	10:58:27.813
3 -							2:44.075 (2)	80.31	0.009	11:01:11.888
4 -							2:47.849	78.50	3.783	11:03:59.737
5 -	OUTLAP			121.5	35.730	79.4	4:18.136	51.04	1:34.070	11:08:17.873
6 -	49.952	117.3	1:19.470	<b>124.7</b>	35.086	<b>84.0</b>	2:44.508 (3)	80.10	0.442	11:11:02.381
7 -	<b>49.524</b>	<b>118.1</b>	1:20.033	124.0	38.504	77.8	2:48.061	78.41	3.995	11:13:50.442
8 -	50.494	114.9	1:20.148	<b>124.7</b>	36.300	76.8	2:46.942	78.93	2.876	11:16:37.384
9 -	49.996	116.7	<b>1:19.218</b>	123.8	<b>34.852</b>	81.2	<b>2:44.066 (1)</b>	<b>80.32</b>		<b>11:19:21.450</b>

P16 22 INV		MILLER / GOBLE				Aston Martin DB4 GT				
IDEAL LAP TIME : 2:43.982		BEST LAP TIME : 2:44.110				DIFFERENCE : 0.128				
LAP	SECTOR 1		SECTOR 2		SECTOR 3		LAP TIME	MPH	DIFF	TIME OF DAY
1 -	55.417	107.3	1:26.456	116.7	38.989	75.8	3:00.862	72.86	16.752	10:57:02.052
2 -	54.464	111.8	1:25.540	108.5	38.798	75.9	2:58.802	73.70	14.692	11:00:00.854
3 -	OUTLAP			119.1	36.607	79.0	4:24.435	49.83	1:40.325	11:04:25.289
4 -	50.318	108.0	1:21.258	126.8	34.712	83.6	2:46.288	79.24	2.178	11:07:11.577
5 -	49.707	110.0	1:20.249	126.8	34.962	79.7	2:44.918	79.90	0.808	11:09:56.495
6 -	<b>49.502</b>	<b>118.7</b>	1:19.983	125.6	34.625	<b>83.8</b>	<b>2:44.110 (1)</b>	<b>80.29</b>		<b>11:12:40.605</b>
7 -	49.681	114.5	<b>1:19.923</b>	<b>128.8</b>	<b>34.557</b>	82.4	2:44.161 (2)	80.27	0.051	11:15:24.766
8 -	49.523	117.9	1:20.229	123.5	35.057	82.9	2:44.809 (3)	79.95	0.699	11:18:09.575

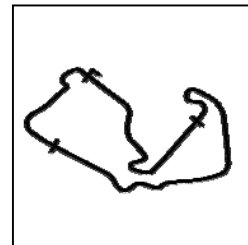
Weather / Track : Bright / Dry

Silverstone GP  
Circuit Length = 3.6604 miles  
Start: 10:50 Flag 11:17 End: 11:20

# Silverstone Classic

## Royal Automobile Club Tourist Trophy for Historic Cars (Pre '63 GT)

### QUALIFYING - RACE 5 - SECTOR ANALYSIS



SECTOR 1 = FL to I1, SECTOR 2 = I1 to I2, SECTOR 3 = I2 to FL, DIFF = Difference To Personal Best Lap, P = Crossed Finish Line in Pit Lane, D = Time Disallowed

P17 100 C		THORNE / TODD		Austin-Healey 3000					
IDEAL LAP TIME :		BEST LAP TIME : 2:44.629		DIFFERENCE :					
LAP	SECTOR 1		SECTOR 2		SECTOR 3	LAP TIME	MPH	DIFF	TIME OF DAY
1 -						2:53.844	75.80	9.215	10:56:04.441
2 -						2:51.989	76.61	7.360	10:58:56.430
3 -						2:48.394	78.25	3.765	11:01:44.824
4 -						4:11.528	52.39	1:26.899	11:05:56.352
5 -						2:46.894 (2)	78.95	2.265	11:08:43.246
6 -						2:46.983 (3)	78.91	2.354	11:11:30.229
7 -						<b>2:44.629 (1)</b>	<b>80.04</b>		<b>11:14:14.858</b>
8 -						2:48.920	78.01	4.291	11:17:03.778
9 -						2:51.144	76.99	6.515	11:19:54.922

P18 74 D		Mike WRIGLEY		Jaguar E-type						
IDEAL LAP TIME : 2:44.252		BEST LAP TIME : 2:44.667		DIFFERENCE : 0.415						
LAP	SECTOR 1		SECTOR 2		SECTOR 3	LAP TIME	MPH	DIFF	TIME OF DAY	
1 -	50.596	115.7	1:20.741	123.5	34.738	84.2	2:46.075	79.34	1.408	10:55:33.445
2 -	49.952	<b>118.9</b>	1:20.113	118.9	34.790	85.0	2:44.855 (2)	79.93	0.188	10:58:18.300
3 -	50.075	116.7	<b>1:20.040</b>	<b>124.5</b>	<b>34.552</b>	<b>86.1</b>	<b>2:44.667 (1)</b>	<b>80.02</b>		<b>11:01:02.967</b>
4 -	OUTLAP			110.1	37.948	79.7	4:40.942	46.90	1:56.275	11:05:43.909
5 -	52.324	106.1	1:23.810	118.1	35.625	84.3	2:51.759	76.72	7.092	11:08:35.668
6 -	50.069	110.1	1:20.726	<b>124.5</b>	34.650	81.6	2:45.445 (3)	79.65	0.778	11:11:21.113
7 -	<b>49.660</b>	115.3	1:21.169	123.8	34.867	85.5	2:45.696	79.52	1.029	11:14:06.809

P19 207 C		HARRIS / WILMOTH		Austin-Healey 3000						
IDEAL LAP TIME : 2:44.907		BEST LAP TIME : 2:45.219		DIFFERENCE : 0.312						
LAP	SECTOR 1		SECTOR 2		SECTOR 3	LAP TIME	MPH	DIFF	TIME OF DAY	
1 -	53.277	104.8	1:22.807	120.4	35.193	80.3	2:51.277	76.93	6.058	10:56:07.675
2 -	51.027	105.3	1:22.029	112.9	37.019	79.9	2:50.075	77.48	4.856	10:58:57.750
3 -	51.947	112.7	1:21.402	119.8	35.434	82.2	2:48.783	78.07	3.564	11:01:46.533
4 -	50.309	113.1	1:22.512	111.2	38.637	76.9	2:51.458	76.85	6.239	11:04:37.991
5 -	OUTLAP			122.4	35.133	81.9	4:13.531	51.97	1:28.312	11:08:51.522
6 -	50.275	112.4	1:22.201	123.3	34.773	83.6	2:47.249	78.79	2.030	11:11:38.771
7 -	49.914	<b>118.9</b>	<b>1:20.726</b>	<b>124.0</b>	<b>34.579</b>	85.0	<b>2:45.219 (1)</b>	<b>79.75</b>		<b>11:14:23.990</b>
8 -	<b>49.602</b>	116.1	1:21.139	123.3	34.665	84.3	2:45.406 (2)	79.66	0.187	11:17:09.396
9 -	49.865	115.5	1:22.620	123.8	34.607	<b>85.2</b>	2:47.092 (3)	78.86	1.873	11:19:56.488

P20 82 D		Bob BINFIELD		Jaguar E-type Series 1						
IDEAL LAP TIME : 2:45.243		BEST LAP TIME : 2:45.245		DIFFERENCE : 0.002						
LAP	SECTOR 1		SECTOR 2		SECTOR 3	LAP TIME	MPH	DIFF	TIME OF DAY	
1 -	53.032	93.9	1:23.513	117.1	36.593	77.5	2:53.138	76.11	7.893	10:56:28.606
2 -	51.977	102.7	1:22.619	120.9	37.226	79.9	2:51.822	76.69	6.577	10:59:20.428
3 -	50.964	107.5	1:22.334	115.5	36.193	85.1	2:49.491	77.74	4.246	11:02:09.919
4 -	52.323	104.3	1:22.653	118.7	35.899	83.6	2:50.875	77.11	5.630	11:05:00.794
5 -	52.327	106.3	1:21.766	120.4	35.569	83.5	2:49.662	77.67	4.417	11:07:50.456
6 -	50.836	107.2	1:22.753	121.5	37.187	73.5	2:50.776	77.16	5.531	11:10:41.232
7 -	50.667	113.7	1:20.867	122.6	35.871	84.6	2:47.405 (3)	78.71	2.160	11:13:28.637
8 -	49.460	<b>117.3</b>	1:21.181	<b>124.5</b>	<b>35.316</b>	<b>86.1</b>	2:45.957 (2)	79.40	0.712	11:16:14.594
9 -	<b>49.370</b>	109.4	<b>1:20.557</b>	121.1	35.318	83.6	<b>2:45.245 (1)</b>	<b>79.74</b>		<b>11:18:59.839</b>

Weather / Track : Bright / Dry

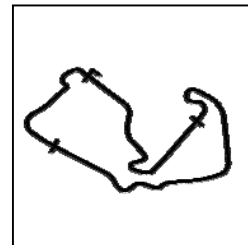
Silverstone GP  
Circuit Length = 3.6604 miles  
Start: 10:50 Flag 11:17 End: 11:20



# Silverstone Classic

## Royal Automobile Club Tourist Trophy for Historic Cars (Pre '63 GT)

### QUALIFYING - RACE 5 - SECTOR ANALYSIS



SECTOR 1 = FL to I1, SECTOR 2 = I1 to I2, SECTOR 3 = I2 to FL, DIFF = Difference To Personal Best Lap, P = Crossed Finish Line in Pit Lane, D = Time Disallowed

P21 21 C		Karsten LE BLANC		Austin-Healey 3000					
IDEAL LAP TIME :		BEST LAP TIME : 2:45.618		DIFFERENCE :					
LAP	SECTOR 1		SECTOR 2		SECTOR 3	LAP TIME	MPH	DIFF	TIME OF DAY
1 -						2:51.480	76.84	5.862	10:55:41.283
2 -						2:46.214 (2)	79.28	0.596	10:58:27.497
3 -						2:46.956	78.92	1.338	11:01:14.453
4 -						2:46.438 (3)	79.17	0.820	11:04:00.891
5 -						2:50.377	77.34	4.759	11:06:51.268
6 -						<b>2:45.618 (1)</b>	<b>79.56</b>		<b>11:09:36.886</b>
7 -						2:47.623	78.61	2.005	11:12:24.509
8 -						2:46.937	78.93	1.319	11:15:11.446
9 -						2:47.101	78.86	1.483	11:17:58.547

P22 44 C		S.DRABBLE / A.DRABBLE		Reliant Sabre Six						
IDEAL LAP TIME : 2:46.099		BEST LAP TIME : 2:46.099		DIFFERENCE : 0.000						
LAP	SECTOR 1		SECTOR 2		SECTOR 3	LAP TIME	MPH	DIFF	TIME OF DAY	
1 -	OUTLAP		106.6		38.692	71.0	4:16.606	51.35	1:30.507	10:57:31.709
2 -	53.866	96.4	1:27.033	109.4	37.615	75.1	2:58.514	73.81	12.415	11:00:30.223
3 -	OUTLAP		110.3		36.441	79.3	5:10.453	42.44	2:24.354	11:05:40.676
4 -	50.860	108.2	2:04.512	100.0	36.070	78.1	3:31.442	62.32	45.343	11:09:12.118
5 -	51.060	110.3	1:22.058	114.1	35.356	81.4	2:48.474 (3)	78.21	2.375	11:12:00.592
6 -	50.300	110.0	1:21.530	<b>115.1</b>	34.896	81.3	2:46.726 (2)	79.03	0.627	11:14:47.318
7 -	51.430	105.0	1:22.771	113.3	35.046	80.6	2:49.247	77.86	3.148	11:17:36.565
8 -	<b>50.171</b>	<b>111.6</b>	<b>1:21.276</b>	112.5	<b>34.652</b>	<b>81.8</b>	<b>2:46.099 (1)</b>	<b>79.33</b>		<b>11:20:22.664</b>

P23 68 A		GORDON / FINBURGH		Lotus Elite						
IDEAL LAP TIME : 2:46.417		BEST LAP TIME : 2:46.613		DIFFERENCE : 0.196						
LAP	SECTOR 1		SECTOR 2		SECTOR 3	LAP TIME	MPH	DIFF	TIME OF DAY	
1 -	51.771	105.6	1:24.034	109.2	36.200	79.4	2:52.005	76.61	5.392	10:56:16.609
2 -	50.801	107.3	1:22.589	110.5	36.118	<b>81.4</b>	2:49.508	77.74	2.895	10:59:06.117
3 -	50.745	107.7	<b>1:21.318</b>	<b>111.6</b>	<b>34.648</b>	<b>81.4</b>	2:46.711 (2)	79.04	0.098	11:01:52.828
4 -	51.668	107.5	1:21.708	111.4	35.000	81.3	2:48.376	78.26	1.763	11:04:41.204
5 -	<b>50.451</b>	<b>107.8</b>	1:21.414	111.4	34.748	<b>81.4</b>	<b>2:46.613 (1)</b>	<b>79.09</b>		<b>11:07:27.817</b>
6 -	50.827	106.1	1:22.672	110.5	35.701	72.8	2:49.200	77.88	2.587	11:10:17.017
7 -	51.629	100.9	1:22.088	104.8	35.298	<b>81.4</b>	2:49.015	77.96	2.402	11:13:06.032
8 -	51.667	94.3	1:21.832	110.5	34.719	81.1	2:48.218 (3)	78.33	1.605	11:15:54.250

P24 600 B		Sam TORDOFF		Porsche 356 1500S						
IDEAL LAP TIME : 2:46.808		BEST LAP TIME : 2:46.808		DIFFERENCE : 0.000						
LAP	SECTOR 1		SECTOR 2		SECTOR 3	LAP TIME	MPH	DIFF	TIME OF DAY	
1 -	52.681	101.9	1:22.929	107.7	35.606	77.8	2:51.216	76.96	4.408	10:56:37.447
2 -	52.455	103.0	1:24.537	108.2	35.954	78.0	2:52.946	76.19	6.138	10:59:30.393
3 -	52.044	102.9	1:22.477	108.7	35.962	76.6	2:50.483	77.29	3.675	11:02:20.876
4 -	51.399	103.7	1:22.458	108.7	34.810	79.6	2:48.667 (2)	78.12	1.859	11:05:09.543
5 -	OUTLAP		108.2		35.069	79.7	4:40.799	46.92	1:53.991	11:09:50.342
6 -	52.176	104.2	1:23.109	108.0	36.549	79.6	2:51.834	76.68	5.026	11:12:42.176
7 -	51.455	104.0	1:23.260	<b>110.3</b>	34.975	79.3	2:49.690 (3)	77.65	2.882	11:15:31.866
8 -	<b>50.992</b>	<b>105.3</b>	<b>1:21.285</b>	108.7	<b>34.531</b>	<b>79.8</b>	<b>2:46.808 (1)</b>	<b>78.99</b>		<b>11:18:18.674</b>

P25 141 B		Gareth BURNETT		Porsche 356 Coupe GT						
IDEAL LAP TIME : 2:47.384		BEST LAP TIME : 2:47.570		DIFFERENCE : 0.186						
LAP	SECTOR 1		SECTOR 2		SECTOR 3	LAP TIME	MPH	DIFF	TIME OF DAY	
1 -	50.457	<b>115.3</b>	<b>1:21.743</b>	<b>119.6</b>	36.399	77.3	2:48.599 (2)	78.16	1.029	10:56:22.266
2 -	<b>50.382</b>	114.3	1:21.929	119.1	<b>35.259</b>	<b>78.8</b>	<b>2:47.570 (1)</b>	<b>78.64</b>		<b>10:59:09.836</b>

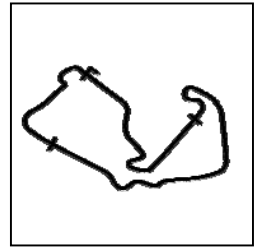
Weather / Track : Bright / Dry

Silverstone GP  
Circuit Length = 3.6604 miles  
Start: 10:50 Flag 11:17 End: 11:20

# Silverstone Classic

## Royal Automobile Club Tourist Trophy for Historic Cars (Pre '63 GT)

### QUALIFYING - RACE 5 - SECTOR ANALYSIS



SECTOR 1 = FL to I1, SECTOR 2 = I1 to I2, SECTOR 3 = I2 to FL, DIFF = Difference To Personal Best Lap, P = Crossed Finish Line in Pit Lane, D = Time Disallowed

P26 120 D		O'SHEA / HALL				Jaguar E-type				
IDEAL LAP TIME : 2:49.015		BEST LAP TIME : 2:49.254				DIFFERENCE : 0.239				
LAP	SECTOR 1		SECTOR 2		SECTOR 3		LAP TIME	MPH	DIFF	TIME OF DAY
1 -	54.439	106.5	1:23.838	109.2	37.366	74.8	2:55.643	75.02	6.389	10:56:03.516
2 -	52.657	108.2	1:23.648	119.8	37.407	<b>78.0</b>	2:53.712	75.85	4.458	10:58:57.228
3 -	53.043	105.0	1:23.590	120.2	36.845	73.7	2:53.478	75.96	4.224	11:01:50.706
4 -	52.913	110.5	1:23.538	118.1	38.048	75.1	2:54.499	75.51	5.245	11:04:45.205
5 -	OUTLAP			123.1	36.694	75.8	4:20.975	50.49	1:31.721	11:09:06.180
6 -	51.779	112.9	1:23.002	124.7	<b>35.794</b>	77.4	2:50.575 (2)	77.25	1.321	11:11:56.755
7 -	<b>50.936</b>	117.5	<b>1:22.285</b>	<b>125.9</b>	36.033	73.9	<b>2:49.254 (1)</b>	<b>77.85</b>		<b>11:14:46.009</b>
8 -	52.531	111.4	1:23.213	124.2	36.649	75.1	2:52.393 (3)	76.44	3.139	11:17:38.402
9 -	51.906	<b>118.1</b>	1:26.490	113.7	37.274	76.4	2:55.670	75.01	6.416	11:20:34.072

P27 119 C		HUDSON / MORLEY				Austin-Healey 3000 Mk2				
IDEAL LAP TIME : 2:49.746		BEST LAP TIME : 2:49.746				DIFFERENCE : 0.000				
LAP	SECTOR 1		SECTOR 2		SECTOR 3		LAP TIME	MPH	DIFF	TIME OF DAY
1 -	53.642	99.7	1:25.958	116.3	37.327	81.4	2:56.927	74.48	7.181	10:56:49.303
2 -	52.186	102.9	1:24.305	107.7	37.154	82.1	2:53.645	75.88	3.899	10:59:42.948
3 -	51.647	98.3	1:24.869	110.7	37.378	68.2	2:53.894	75.78	4.148	11:02:36.842
4 -	53.814	<b>115.3</b>	1:23.100	113.5	37.053	75.8	2:53.967	75.74	4.221	11:05:30.809
5 -	OUTLAP			113.3	38.538	77.2	4:31.486	48.53	1:41.740	11:10:02.295
6 -	51.671	112.4	1:22.940	114.5	36.434	83.8	2:51.045 (2)	77.04	1.299	11:12:53.340
7 -	51.465	111.2	1:22.728	<b>117.7</b>	37.219	83.9	2:51.412 (3)	76.87	1.666	11:15:44.752
8 -	<b>51.273</b>	98.3	<b>1:22.380</b>	117.5	<b>36.093</b>	<b>85.9</b>	<b>2:49.746 (1)</b>	<b>77.63</b>		<b>11:18:34.498</b>

P28 25 A		WATSON / O'CONNELL				Lotus Elite				
IDEAL LAP TIME : 2:49.259		BEST LAP TIME : 2:49.843				DIFFERENCE : 0.584				
LAP	SECTOR 1		SECTOR 2		SECTOR 3		LAP TIME	MPH	DIFF	TIME OF DAY
1 -	55.465	96.8	1:29.434	105.3	38.434	72.7	3:03.333	71.87	13.490	10:56:21.843
2 -	OUTLAP			104.5	37.741	72.7	5:46.061	38.07	2:56.218	11:02:07.904
3 -	56.819	99.2	1:27.101	104.5	37.312	74.2	3:01.232 (3)	72.71	11.389	11:05:09.136
4 -	OUTLAP			106.0	35.653	75.7	5:06.579	42.98	2:16.736	11:10:15.715
5 -	52.425	<b>102.2</b>	<b>1:22.265</b>	<b>107.3</b>	<b>35.153</b>	<b>77.7</b>	<b>2:49.843 (1)</b>	<b>77.58</b>		<b>11:13:05.558</b>
6 -	<b>51.841</b>	102.1	1:22.291	105.6	38.001	76.6	2:52.133 (2)	76.55	2.290	11:15:57.691

P29 118 C		RAWWE / SANZ DE ACEDO				Triumph TR4				
IDEAL LAP TIME : 2:50.002		BEST LAP TIME : 2:50.696				DIFFERENCE : 0.694				
LAP	SECTOR 1		SECTOR 2		SECTOR 3		LAP TIME	MPH	DIFF	TIME OF DAY
1 -	53.775	99.7	1:24.526	111.4	36.978	76.4	2:55.279	75.18	4.583	10:55:52.149
2 -	52.647	<b>108.0</b>	1:24.324	111.6	36.580	79.4	2:53.551 (3)	75.93	2.855	10:58:45.700
3 -	<b>51.358</b>	106.0	1:23.516	110.3	36.156	81.1	2:51.030 (2)	77.04	0.334	11:01:36.730
4 -	52.052	107.7	<b>1:22.662</b>	<b>112.7</b>	<b>35.982</b>	<b>81.4</b>	<b>2:50.696 (1)</b>	<b>77.20</b>		<b>11:04:27.426</b>
5 -	OUTLAP			98.3	38.437	78.3	4:12.915	52.10	1:22.219	11:08:40.341
6 -	54.791	103.0	1:24.853	103.5	38.590	77.4	2:58.234	73.93	7.538	11:11:38.575
7 -	54.785	102.4	1:24.755	110.3	36.849	79.5	2:56.389	74.70	5.693	11:14:34.964
8 -	52.905	105.6	1:23.982	110.9	37.097	80.3	2:53.984	75.74	3.288	11:17:28.948
9 -	53.092	107.3	1:25.464	96.5	37.195	79.4	2:55.751	74.97	5.055	11:20:24.699

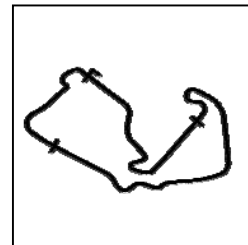
Weather / Track : Bright / Dry

Silverstone GP  
Circuit Length = 3.6604 miles  
Start: 10:50 Flag 11:17 End: 11:20

# Silverstone Classic

## Royal Automobile Club Tourist Trophy for Historic Cars (Pre '63 GT)

### QUALIFYING - RACE 5 - SECTOR ANALYSIS



SECTOR 1 = FL to I1, SECTOR 2 = I1 to I2, SECTOR 3 = I2 to FL, DIFF = Difference To Personal Best Lap, P = Crossed Finish Line in Pit Lane, D = Time Disallowed

P30 48 INV		JAMES / LETTS		Chevrolet Corvette						
IDEAL LAP TIME : 2:51.646		BEST LAP TIME : 2:51.961		DIFFERENCE : 0.315						
LAP	SECTOR 1		SECTOR 2		SECTOR 3		LAP TIME	MPH	DIFF	TIME OF DAY
1 -	55.209	85.7	1:28.970	111.4	37.144	74.1	3:01.323	72.67	9.362	10:56:34.369
2 -	52.714	96.9	1:26.701	100.7	39.311	75.5	2:58.726	73.73	6.765	10:59:33.095
3 -	58.028	85.0	1:25.751	109.4	38.125	72.7	3:01.904	72.44	9.943	11:02:34.999
4 -	OUTLAP			116.1	38.004	74.5	4:41.462	46.81	1:49.501	11:07:16.461
5 -	55.219	96.6	1:24.556	119.8	40.635	70.1	3:00.410	73.04	8.449	11:10:16.871
6 -	54.320	<b>100.0</b>	1:23.813	114.7	36.729	72.4	2:54.862 (3)	75.36	2.901	11:13:11.733
7 -	52.870	92.1	1:23.777	<b>121.1</b>	<b>35.885</b>	73.9	2:52.532 (2)	76.37	0.571	11:16:04.265
8 -	<b>52.440</b>	93.5	<b>1:23.321</b>	114.3	36.200	74.6	<b>2:51.961 (1)</b>	<b>76.63</b>		<b>11:18:56.226</b>

P31 77 INV		PRICHARD-JONES / CREWDSON		Turner Mk3						
IDEAL LAP TIME : 2:51.713		BEST LAP TIME : 2:52.040		DIFFERENCE : 0.327						
LAP	SECTOR 1		SECTOR 2		SECTOR 3		LAP TIME	MPH	DIFF	TIME OF DAY
1 -	55.009	97.6	1:25.600	108.7	38.043	71.0	2:58.652 (3)	73.76	6.612	10:56:56.284
2 -	54.029	101.2	1:24.095	112.5	36.844	<b>78.1</b>	2:54.968 (2)	75.31	2.928	10:59:51.252
3 -	52.839	<b>103.8</b>	<b>1:23.068</b>	<b>115.1</b>	<b>36.133</b>	78.0	<b>2:52.040 (1)</b>	<b>76.59</b>		<b>11:02:43.292</b>
4 -	OUTLAP			95.8	44.169	70.7	4:49.355	45.54	1:57.315	11:07:32.647
5 -	58.432	87.8	1:33.664	91.0	41.090	72.4	3:13.186	68.21	21.146	11:10:45.833
6 -	56.089	98.2	1:28.788	107.3	42.075	70.7	3:06.952	70.48	14.912	11:13:52.785
7 -	56.379	100.1	1:28.225	105.0	39.690	76.6	3:04.294	71.50	12.254	11:16:57.079
8 -	56.165	103.7	1:28.302	109.4	39.585	77.5	3:04.052	71.59	12.012	11:20:01.131

P32 29 A		Nicholas JAMES		Ogle SX1000						
IDEAL LAP TIME : 2:54.137		BEST LAP TIME : 2:54.137		DIFFERENCE : 0.000						
LAP	SECTOR 1		SECTOR 2		SECTOR 3		LAP TIME	MPH	DIFF	TIME OF DAY
1 -	57.768	94.7	1:27.427	106.5	37.429	74.2	3:02.624	72.15	8.487	10:57:04.157
2 -	54.354	100.9	1:26.876	104.5	37.521	76.6	2:58.751	73.72	4.614	11:00:02.908
3 -	55.124	101.0	1:28.690	104.8	36.839	76.1	3:00.653	72.94	6.516	11:03:03.561
4 -	53.396	101.5	1:27.840	<b>107.0</b>	36.588	75.7	2:57.824 (3)	74.10	3.687	11:06:01.385
5 -	53.110	<b>102.2</b>	1:26.217	106.0	37.700	<b>77.5</b>	2:57.027 (2)	74.43	2.890	11:08:58.412
6 -	<b>52.932</b>	102.1	<b>1:24.903</b>	105.1	<b>36.302</b>	76.1	<b>2:54.137 (1)</b>	<b>75.67</b>		<b>11:11:52.549</b>

P33 99 B		GURNEY / COLES		Morgan Plus 4 Supersports						
IDEAL LAP TIME : 2:52.627		BEST LAP TIME : 2:54.717		DIFFERENCE : 2.090						
LAP	SECTOR 1		SECTOR 2		SECTOR 3		LAP TIME	MPH	DIFF	TIME OF DAY
1 -	57.140	77.0	1:27.994	110.7	36.623	74.3	3:01.757	72.50	7.040	10:57:05.661
2 -	53.085	106.6	1:24.374	<b>114.7</b>	38.236	74.0	2:55.695 (2)	75.00	0.978	11:00:01.356
3 -	54.536	104.6	<b>1:24.102</b>	112.9	<b>36.079</b>	75.3	<b>2:54.717 (1)</b>	<b>75.42</b>		<b>11:02:56.073</b>
4 -	<b>52.446</b>	<b>107.0</b>	1:25.216	106.5	39.827	69.1	2:57.489 (3)	74.24	2.772	11:05:53.562
5 -	OUTLAP			100.7	39.920	69.9	4:47.562	45.82	1:52.845	11:10:41.124
6 -	56.604	100.7	1:28.726	110.5	37.567	76.0	3:02.897	72.05	8.180	11:13:44.021
7 -	54.556	104.2	1:27.691	110.3	37.873	<b>77.4</b>	3:00.120	73.16	5.403	11:16:44.141
8 -	59.433	93.9	1:26.400	110.9	37.504	75.8	3:03.337	71.87	8.620	11:19:47.478

P34 129 D		Rick WILLMOTT		Jaguar XK150 FHC						
IDEAL LAP TIME : 2:54.451		BEST LAP TIME : 2:55.508		DIFFERENCE : 1.057						
LAP	SECTOR 1		SECTOR 2		SECTOR 3		LAP TIME	MPH	DIFF	TIME OF DAY
1 -	54.857	95.3	1:25.802	109.8	37.666	70.7	2:58.325	73.89	2.817	10:56:10.237
2 -	53.794	104.5	1:25.110	111.2	38.546	72.9	2:57.450	74.26	1.942	10:59:07.687
3 -	53.827	105.6	1:24.777	111.1	36.904	71.8	<b>2:55.508 (1)</b>	<b>75.08</b>		<b>11:02:03.195</b>
4 -	53.344	<b>109.6</b>	1:24.746	111.2	38.220	73.0	2:56.310 (3)	74.74	0.802	11:04:59.505
5 -	54.001	99.2	1:24.761	<b>115.3</b>	37.031	72.4	2:55.793 (2)	74.96	0.285	11:07:55.298
6 -	<b>53.198</b>	103.2	1:25.615	108.2	37.783	74.8	2:56.596	74.62	1.088	11:10:51.894
7 -	53.201	103.2	1:26.251	109.2	38.964	73.0	2:58.416	73.85	2.908	11:13:50.310
8 -	53.654	107.5	1:25.446	105.1	37.536	<b>75.2</b>	2:56.636	74.60	1.128	11:16:46.946
9 -	55.741	96.5	<b>1:24.741</b>	114.3	<b>36.512</b>	74.3	2:56.994	74.45	1.486	11:19:43.940

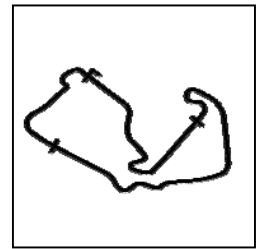
Weather / Track : Bright / Dry

Silverstone GP  
Circuit Length = 3.6604 miles  
Start: 10:50 Flag 11:17 End: 11:20

# Silverstone Classic

## Royal Automobile Club Tourist Trophy for Historic Cars (Pre '63 GT)

### QUALIFYING - RACE 5 - SECTOR ANALYSIS



SECTOR 1 = FL to I1, SECTOR 2 = I1 to I2, SECTOR 3 = I2 to FL, DIFF = Difference To Personal Best Lap, P = Crossed Finish Line in Pit Lane, D = Time Disallowed

P35 14 A		Paul GARSIDE		Lotus Elite						
IDEAL LAP TIME : 2:55.521		BEST LAP TIME : 2:56.163		DIFFERENCE : 0.642						
LAP	SECTOR 1		SECTOR 2		SECTOR 3		LAP TIME	MPH	DIFF	TIME OF DAY
1 -	55.844	97.2	1:26.494	107.8	<b>36.428</b>	75.5	2:58.766 (2)	73.71	2.603	10:56:44.489
2 -	54.084	<b>103.4</b>	<b>1:25.627</b>	<b>109.2</b>	36.452	<b>77.8</b>	<b>2:56.163 (1)</b>	<b>74.80</b>		<b>10:59:40.652</b>
3 -	OUTLAP		103.4		45.093	57.0	4:26.811	49.38	1:30.648	11:04:07.463

P36 49 C		Chris WOODGATE		Aston Martin DB3						
IDEAL LAP TIME : 2:56.004		BEST LAP TIME : 2:56.163		DIFFERENCE : 0.159						
LAP	SECTOR 1		SECTOR 2		SECTOR 3		LAP TIME	MPH	DIFF	TIME OF DAY
1 -	57.160	92.6	1:29.347	106.3	37.326	72.1	3:03.833	71.68	7.670	10:57:06.341
2 -	55.275	101.6	1:27.619	105.8	37.162	76.3	3:00.056	73.18	3.893	11:00:06.397
3 -	53.669	103.7	1:27.351	106.6	37.101	<b>77.4</b>	2:58.121 (2)	73.98	1.958	11:03:04.518
4 -	53.684	98.3	1:27.805	<b>108.9</b>	37.205	76.5	2:58.694 (3)	73.74	2.531	11:06:03.212
5 -	<b>53.312</b>	103.7	1:31.913	89.0	40.611	76.4	3:05.836	70.91	9.673	11:09:09.048
6 -	53.471	<b>105.6</b>	<b>1:26.281</b>	107.5	<b>36.411</b>	77.2	<b>2:56.163 (1)</b>	<b>74.80</b>		<b>11:12:05.211</b>
7 -	54.375	102.7	1:27.420	105.3	37.796	76.9	2:59.591	73.37	3.428	11:15:04.802

P37 149 A		INGRAM / ROWLEY		Lotus Elite S2 Super 95						
IDEAL LAP TIME : 2:58.500		BEST LAP TIME : 2:59.110		DIFFERENCE : 0.610						
LAP	SECTOR 1		SECTOR 2		SECTOR 3		LAP TIME	MPH	DIFF	TIME OF DAY
1 -	55.622	101.6	1:26.717	106.1	<b>37.377</b>	76.0	2:59.716 (2)	73.32	0.606	10:57:02.568
2 -	<b>54.580</b>	<b>102.4</b>	<b>1:26.543</b>	<b>108.2</b>	37.987	<b>76.6</b>	<b>2:59.110 (1)</b>	<b>73.57</b>		<b>11:00:01.678</b>
3 -	OUTLAP		97.6		41.281	70.4	4:35.976	47.74	1:36.866	11:04:37.654
4 -	57.752	95.3	1:33.022	98.5	39.893	71.0	3:10.667	69.11	11.557	11:07:48.321
5 -	57.633	98.8	1:28.289	99.2	39.107	71.9	3:05.029	71.22	5.919	11:10:53.350
6 -	55.790	94.1	1:30.583	100.4	38.848	71.6	3:05.221	71.14	6.111	11:13:58.571
7 -	56.240	94.6	1:30.433	96.6	39.336	67.3	3:06.009	70.84	6.899	11:17:04.580
8 -	56.567	94.5	1:29.160	96.2	39.293	70.8	3:05.020 (3)	71.22	5.910	11:20:09.600

P38 8 D		John CLARK		Jaguar E-type						
IDEAL LAP TIME : 2:54.292		BEST LAP TIME : 3:03.385		DIFFERENCE : 9.093						
LAP	SECTOR 1		SECTOR 2		SECTOR 3		LAP TIME	MPH	DIFF	TIME OF DAY
1 -	<b>52.000</b>	<b>106.3</b>	<b>1:25.472</b>	106.8	45.913	31.5	<b>3:03.385 (1)</b>	<b>71.85</b>		<b>10:56:29.509</b>

P39 43 INV		JO.WILLMOTT / JA.WILLMOTT		Alfa Romeo Guilina 1600 Sprint						
IDEAL LAP TIME : 3:05.864		BEST LAP TIME : 3:07.343		DIFFERENCE : 1.479						
LAP	SECTOR 1		SECTOR 2		SECTOR 3		LAP TIME	MPH	DIFF	TIME OF DAY
1 -	57.781	86.3	1:33.335	<b>95.5</b>	39.404	68.1	3:10.520	69.16	3.177	10:56:26.391
2 -	57.663	91.6	<b>1:31.138</b>	93.8	38.755	70.7	3:07.556 (2)	70.26	0.213	10:59:33.947
3 -	57.585	81.2	1:31.894	93.8	38.351	66.2	3:07.830 (3)	70.15	0.487	11:02:41.777
4 -	OUTLAP		93.0		38.976	69.6	7:07.303	30.83	3:59.960	11:09:49.080
5 -	57.778	<b>96.2</b>	1:32.268	95.0	<b>37.297</b>	<b>72.1</b>	<b>3:07.343 (1)</b>	<b>70.34</b>		<b>11:12:56.423</b>

P40 6 A		ADELMAN / HALL		Alfa Romeo						
IDEAL LAP TIME : 3:06.537		BEST LAP TIME : 3:07.437		DIFFERENCE : 0.900						
LAP	SECTOR 1		SECTOR 2		SECTOR 3		LAP TIME	MPH	DIFF	TIME OF DAY
1 -	58.959	91.5	1:33.530	97.6	<b>38.296</b>	<b>72.2</b>	3:10.785 (2)	69.07	3.348	10:57:09.498
2 -	<b>56.452</b>	<b>94.1</b>	<b>1:31.789</b>	94.7	39.196	71.5	<b>3:07.437 (1)</b>	<b>70.30</b>		<b>11:00:16.935</b>
3 -	OUTLAP		<b>98.8</b>		42.575	65.4	5:51.298	37.51	2:43.861	11:06:08.233
4 -	1:02.095	87.6	1:39.504	90.4	46.750	61.7	3:28.349 (3)	63.24	20.912	11:09:36.582
5 -	1:03.134	90.1	1:43.505	96.0	45.224	60.7	3:31.863	62.19	24.426	11:13:08.445
6 -	1:04.473	91.5	1:41.535	94.7	44.977	62.8	3:30.985	62.45	23.548	11:16:39.430
7 -	1:04.059	88.4	1:43.207	96.0	46.234	67.1	3:33.500	61.72	26.063	11:20:12.930

Weather / Track : Bright / Dry

Silverstone GP  
Circuit Length = 3.6604 miles  
Start: 10:50 Flag 11:17 End: 11:20

# Silverstone Classic

## Royal Automobile Club Tourist Trophy for Historic Cars (Pre '63 GT)

### QUALIFYING - RACE 5 - BEST SECTORS

SECTOR 1			SECTOR 2			SECTOR 3			IDEAL / BEST COMPARISON						
POS	NO	NAME	TIME	NO	NAME	TIME	NO	NAME	TIME	POS	NO	NAME	IDEAL	BEST	DIFF
													<b>PERFECT LAP</b>	<b>2:30.672</b>	
1	19	BECHTOLSHEIMEF	45.510	19	BECHTOLSHEIMEF	1:13.074	211	G.DODD / J.DODD	32.088	1	19	BECHTOLSHEIMER/I	2:31.111	2:32.242	1.131
2	16	L.HALUSA / N.HALL	46.145	16	L.HALUSA / N.HALL	1:14.136	73	COTTINGHAM / ST.	32.175	2	211	G.DODD / J.DODD	2:32.828	2:33.627	0.799
3	211	G.DODD / J.DODD	46.253	211	G.DODD / J.DODD	1:14.487	19	BECHTOLSHEIMEF	32.527	3	16	L.HALUSA / N.HALUS	2:33.037	2:33.082	0.045
4	73	COTTINGHAM / ST.	46.555	33	Jo.MINSHAW / Ja.IV	1:14.847	33	Jo.MINSHAW / Ja.IV	32.681	4	73	COTTINGHAM / STAI	2:34.021	2:34.422	0.401
5	24	HUNT / BL'-EDWAR	46.600	73	COTTINGHAM / ST.	1:15.291	16	L.HALUSA / N.HALL	32.756	5	33	Jo.MINSHAW / Ja.MI	2:34.740	2:35.251	0.511
6	33	Jo.MINSHAW / Ja.IV	47.212	24	HUNT / BL'-EDWAR	1:16.109	24	HUNT / BL'-EDWAR	32.979	6	24	HUNT / BL'-EDWARD	2:35.688	2:36.148	0.460
7	133	BELL / THOMAS	47.757	91	HOLME / GREENSAL	1:16.577	91	HOLME / GREENSAL	33.097	7	91	HOLME / GREENSAL	2:37.593	2:37.638	0.045
8	66	MCFADDEN / CULL	47.817	66	MCFADDEN / CULL	1:16.942	133	BELL / THOMAS	33.144	8	133	BELL / THOMAS	2:38.216	2:38.406	0.190
9	91	HOLME / GREENSAL	47.919	133	BELL / THOMAS	1:17.315	2	FISKEN / WAKEMA	33.572	9	66	MCFADDEN / CULLE	2:38.411	2:38.683	0.272
10	2	FISKEN / WAKEMA	48.348	23	WOOD	1:17.777	66	MCFADDEN / CULL	33.652	10	2	FISKEN / WAKEMAN	2:39.856	2:39.964	0.108
11	23	WOOD	48.951	2	FISKEN / WAKEMA	1:17.936	23	WOOD	34.052	11	23	WOOD	2:40.780	2:41.064	0.284
12	41	HUNT / GRANT-PE'	49.104	15	BURTON	1:19.218	41	HUNT / GRANT-PE'	34.144	12	10	STOHRMANN JR	2:43.212	2:43.212	0.000
13	82	BINFELD	49.370	10	STOHRMANN JR	1:19.332	10	STOHRMANN JR	34.209	13	41	HUNT / GRANT-PETE	2:43.329	2:43.702	0.373
14	22	MILLER / GOBLE	49.502	22	MILLER / GOBLE	1:19.923	600	TORDOFF	34.531	14	15	BURTON	2:43.594	2:44.066	0.472
15	15	BURTON	49.524	74	WRIGLEY	1:20.040	74	WRIGLEY	34.552	15	22	MILLER / GOBLE	2:43.982	2:44.110	0.128
16	207	HARRIS / WILMOTI	49.602	41	HUNT / GRANT-PE'	1:20.081	22	MILLER / GOBLE	34.557	16	74	WRIGLEY	2:44.252	2:44.667	0.415
17	74	WRIGLEY	49.660	82	BINFELD	1:20.557	207	HARRIS / WILMOTI	34.579	17	207	HARRIS / WILMOTH	2:44.907	2:45.219	0.312
18	10	STOHRMANN JR	49.671	207	HARRIS / WILMOTI	1:20.726	68	GORDON / FINBUR	34.648	18	82	BINFELD	2:45.243	2:45.245	0.002
19	44	S.DRABBLE / A.DR.	50.171	44	S.DRABBLE / A.DR.	1:21.276	44	S.DRABBLE / A.DR.	34.652	19	44	S.DRABBLE / A.DRAI	2:46.099	2:46.099	0.000
20	141	BURNETT	50.382	600	TORDOFF	1:21.285	15	BURTON	34.852	20	68	GORDON / FINBURG	2:46.417	2:46.613	0.196
21	68	GORDON / FINBUR	50.451	68	GORDON / FINBUR	1:21.318	25	WATSON / O'CONN	35.153	21	600	TORDOFF	2:46.808	2:46.808	0.000
22	120	O'SHEA / HALL	50.936	141	BURNETT	1:21.743	141	BURNETT	35.259	22	141	BURNETT	2:47.384	2:47.570	0.186
23	600	TORDOFF	50.992	25	WATSON / O'CONN	1:22.265	82	BINFELD	35.316	23	120	O'SHEA / HALL	2:49.015	2:49.254	0.239
24	119	HUDSON / MORLE'	51.273	120	O'SHEA / HALL	1:22.285	120	O'SHEA / HALL	35.794	24	25	WATSON / O'CONN	2:49.259	2:49.843	0.584
25	118	RAWE / SANZ DE A	51.358	119	HUDSON / MORLE'	1:22.380	48	JAMES / LETTS	35.885	25	119	HUDSON / MORLEY	2:49.746	2:49.746	0.000
26	25	WATSON / O'CONN	51.841	118	RAWE / SANZ DE A	1:22.662	118	RAWE / SANZ DE A	35.982	26	118	RAWE / SANZ DE AC	2:50.002	2:50.696	0.694
27	8	CLARK	52.000	77	PRICHARD-JONES	1:23.068	99	GURNEY / COLES	36.079	27	48	JAMES / LETTS	2:51.646	2:51.961	0.315
28	48	JAMES / LETTS	52.440	48	JAMES / LETTS	1:23.321	119	HUDSON / MORLE'	36.093	28	77	PRICHARD-JONES /	2:51.713	2:52.040	0.327
29	99	GURNEY / COLES	52.446	99	GURNEY / COLES	1:24.102	77	PRICHARD-JONES	36.133	29	99	GURNEY / COLES	2:52.627	2:54.717	2.090
30	77	PRICHARD-JONES	52.512	129	WILLMOTT	1:24.741	29	JAMES	36.302	30	29	JAMES	2:54.137	2:54.137	0.000
31	29	JAMES	52.932	29	JAMES	1:24.903	49	WOODGATE	36.411	31	8	CLARK	2:54.292	3:03.385	9.093
32	129	WILLMOTT	53.198	8	CLARK	1:25.472	14	GARSDIE	36.428	32	129	WILLMOTT	2:54.451	2:55.508	1.057
33	49	WOODGATE	53.312	14	GARSDIE	1:25.627	129	WILLMOTT	36.512	33	14	GARSDIE	2:55.521	2:56.163	0.642
34	14	GARSDIE	53.466	49	WOODGATE	1:26.281	8	CLARK	36.820	34	49	WOODGATE	2:56.004	2:56.163	0.159
35	149	INGRAM / ROWLEY	54.580	149	INGRAM / ROWLEY	1:26.543	43	JO.WILLMOTT / JA.	37.297	35	149	INGRAM / ROWLEY	2:58.500	2:59.110	0.610
36	6	ADELMAN / HALL	56.452	43	JO.WILLMOTT / JA.	1:31.138	149	INGRAM / ROWLEY	37.377	36	43	JO.WILLMOTT / JA.W	3:05.864	3:07.343	1.479
37	43	JO.WILLMOTT / JA.	57.429	6	ADELMAN / HALL	1:31.789	6	ADELMAN / HALL	38.296	37	6	ADELMAN / HALL	3:06.537	3:07.437	0.900
38										38	7	JO. YOUNG / JA. YOI		2:40.624	
39										39	100	THORNE / TODD		2:44.629	
40										40	21	LE BLANC		2:45.618	

Weather / Track : Bright / Dry

Silverstone GP

Circuit Length = 3.6604 miles

Start: 10:50 Flag 11:17 End: 11:20

Results can be found at [www.tsl-timing.com](http://www.tsl-timing.com)

Printed - 11:23 Friday, 26 July 2019

# Silverstone Classic

## Royal Automobile Club Tourist Trophy for Historic Cars (Pre '63 GT)

### QUALIFYING - RACE 5 - BEST SPEEDS

POS	INTERMEDIATE 1			INTERMEDIATE 2			FINISH LINE		
	NO	NAME	MPH	NO	NAME	MPH	NO	NAME	MPH
1	19	BECHTOLSHEIMER/LINDSAY	127.0	211	G.DODD / J.DODD	138.9	211	G.DODD / J.DODD	92.6
2	33	Jo.MINSHAW / Ja.MINSHAW	126.1	19	BECHTOLSHEIMER/LINDSAY	134.2	19	BECHTOLSHEIMER/LINDSAY	91.8
3	16	L.HALUSA / N.HALUSA	125.2	33	Jo.MINSHAW / Ja.MINSHAW	130.8	73	COTTINGHAM / STANLEY	90.5
4	73	COTTINGHAM / STANLEY	125.2	24	HUNT / BL'-EDWARDS	130.8	33	Jo.MINSHAW / Ja.MINSHAW	89.5
5	211	G.DODD / J.DODD	124.5	16	L.HALUSA / N.HALUSA	130.5	16	L.HALUSA / N.HALUSA	88.8
6	24	HUNT / BL'-EDWARDS	124.2	73	COTTINGHAM / STANLEY	130.3	91	HOLME / GREENSALL	88.7
7	66	MCFADDEN / CULLEN	124.0	66	MCFADDEN / CULLEN	129.3	24	HUNT / BL'-EDWARDS	88.4
8	2	FISKEN / WAKEMAN	123.1	22	MILLER / GOBLE	128.8	66	MCFADDEN / CULLEN	87.9
9	91	HOLME / GREENSALL	122.6	23	WOOD	128.0	133	BELL / THOMAS	87.2
10	133	BELL / THOMAS	120.6	91	HOLME / GREENSALL	127.0	41	HUNT / GRANT-PETERKIN	86.9
11	74	WRIGLEY	118.9	2	FISKEN / WAKEMAN	125.9	23	WOOD	86.5
12	207	HARRIS / WILMOTH	118.9	120	O'SHEA / HALL	125.9	2	FISKEN / WAKEMAN	86.3
13	23	WOOD	118.7	15	BURTON	124.7	74	WRIGLEY	86.1
14	22	MILLER / GOBLE	118.7	74	WRIGLEY	124.5	82	BINFIELD	86.1
15	41	HUNT / GRANT-PETERKIN	118.5	82	BINFIELD	124.5	119	HUDSON / MORLEY	85.9
16	15	BURTON	118.1	207	HARRIS / WILMOTH	124.0	207	HARRIS / WILMOTH	85.2
17	120	O'SHEA / HALL	118.1	133	BELL / THOMAS	123.1	15	BURTON	84.0
18	82	BINFIELD	117.3	41	HUNT / GRANT-PETERKIN	121.7	22	MILLER / GOBLE	83.8
19	141	BURNETT	115.3	48	JAMES / LETTS	121.1	10	STOHRMANN JR	83.4
20	119	HUDSON / MORLEY	115.3	141	BURNETT	119.6	44	S.DRABBLE / A.DRABBLE	81.8
21	10	STOHRMANN JR	112.2	119	HUDSON / MORLEY	117.7	68	GORDON / FINBURGH	81.4
22	44	S.DRABBLE / A.DRABBLE	111.6	10	STOHRMANN JR	115.7	118	RAWE / SANZ DE ACEDO	81.4
23	129	WILLMOTT	109.6	129	WILLMOTT	115.3	48	JAMES / LETTS	80.8
24	118	RAWE / SANZ DE ACEDO	108.0	44	S.DRABBLE / A.DRABBLE	115.1	600	TORDOFF	79.8
25	68	GORDON / FINBURGH	107.8	77	PRICHARD-JONES / CREWDSO	115.1	8	CLARK	79.5
26	99	GURNEY / COLES	107.0	99	GURNEY / COLES	114.7	141	BURNETT	78.8
27	8	CLARK	106.3	118	RAWE / SANZ DE ACEDO	112.7	77	PRICHARD-JONES / CREWDSO	78.1
28	49	WOODGATE	105.6	8	CLARK	112.5	120	O'SHEA / HALL	78.0
29	600	TORDOFF	105.3	68	GORDON / FINBURGH	111.6	14	GARSDIE	77.8
30	77	PRICHARD-JONES / CREWDSO	103.8	600	TORDOFF	110.3	25	WATSON / O'CONNELL	77.7
31	14	GARSDIE	103.4	14	GARSDIE	109.2	29	JAMES	77.5
32	149	INGRAM / ROWLEY	102.4	49	WOODGATE	108.9	49	WOODGATE	77.4
33	25	WATSON / O'CONNELL	102.2	149	INGRAM / ROWLEY	108.2	99	GURNEY / COLES	77.4
34	29	JAMES	102.2	25	WATSON / O'CONNELL	107.3	149	INGRAM / ROWLEY	76.6
35	48	JAMES / LETTS	100.0	29	JAMES	107.0	129	WILLMOTT	75.2
36	43	JO.WILLMOTT / JA.WILLMOTT	96.2	6	ADELMAN / HALL	98.8	6	ADELMAN / HALL	72.2
37	6	ADELMAN / HALL	94.1	43	JO.WILLMOTT / JA.WILLMOTT	95.5	43	JO.WILLMOTT / JA.WILLMOTT	72.1
38									
39									
40									

Weather / Track : Bright / Dry

Results can be found at [www.tsl-timing.com](http://www.tsl-timing.com)

Silverstone GP

Circuit Length = 3.6604 miles

Start: 10:50 Flag 11:17 End: 11:20

Printed - 11:24 Friday, 26 July 2019

# Silverstone Classic

## Royal Automobile Club Tourist Trophy for Historic Cars (Pre '63 GT)

### QUALIFYING - RACE 5 - STATISTICS

**Competitors Started** 40  
**Planned Start** 2019-07-26 @ 10:54:00.000  
**Actual Start** 2019-07-26 @ 10:50:36.678  
**Finish Time** 2019-07-26 @ 11:17:41.140  
**Track Length** 3.6604mi.  
**Total Laps** 310  
**Total Distance Covered** 1134.7542mi.

#### Session Fastest Lap History

NO	CL	NAME	LAP TIME	TIME OF DAY	LAP	VEHICLE
133	C	BELL / THOMAS	2:39.363	10:55:16.258	1	Austin-Healey 3000
16	C	L.HALUSA / N.HALUSA	2:38.631	10:55:24.369	1	Ferrari 250 GT Breadvan
73	D	COTTINGHAM / STANLEY	2:35.778	10:55:26.112	1	Jaguar E-type
33	D	Jo.MINSHAW / Ja.MINSHAW	2:35.257	10:55:55.069	1	Jaguar E-type
16	C	L.HALUSA / N.HALUSA	2:34.209	10:57:58.579	2	Ferrari 250 GT Breadvan
16	C	L.HALUSA / N.HALUSA	2:33.842	11:06:59.270	5	Ferrari 250 GT Breadvan
211	D	G.DODD / J.DODD	2:33.627	11:11:39.888	6	Jaguar E-type
16	C	L.HALUSA / N.HALUSA	2:33.082	11:17:17.893	9	Ferrari 250 GT Breadvan
19	INV	BECHTOLSHEIMER/LINDSAY	2:32.242	11:18:59.443	9	Tojeiro GT Tojeiro EE

#### Flag History

TYPE	TIME OF DAY
GREEN	10:50:36.678
FINISH	11:17:41.140

#### Flag Statistics

TYPE	COUNT	TOTAL LAPS	TOTAL TIME
Green	1	10	30:08.454
Red	0	0	0.000
Safety Car	0	0	0.000
FCY	0	0	0.000

Weather / Track : Bright / Dry

These results are provisional until the conclusion of any judicial and technical matters.

Silverstone GP

Circuit Length = 3.6604 miles

Start: 10:50 Flag 11:17 End: 11:20

Clerk Of Course :

Timekeeper :

# Silverstone Classic

## Royal Automobile Club Tourist Trophy for Historic Cars (Pre '63 GT)

### QUALIFYING - RACE 5 - STATISTICS

CLASS : D

14 Starters

#### Fastest Lap History

NO	NAME	LAP TIME	TIME OF DAY	LAP	VEHICLE
24	HUNT / BL'-EDWARDS	2:42.016	10:55:25.190	1	AC Cobra
73	COTTINGHAM / STANLEY	2:35.778	10:55:26.112	1	Jaguar E-type
33	Jo.MINSHAW / Ja.MINSHAW	2:35.257	10:55:55.069	1	Jaguar E-type
73	COTTINGHAM / STANLEY	2:35.197	10:58:01.309	2	Jaguar E-type
73	COTTINGHAM / STANLEY	2:34.422	11:00:35.731	3	Jaguar E-type
211	G.DODD / J.DODD	2:33.627	11:11:39.888	6	Jaguar E-type

Weather / Track : Bright / Dry

These results are provisional until the conclusion of any judicial and technical matters.

Silverstone GP

Circuit Length = 3.6604 miles

Start: 10:50 Flag 11:17 End: 11:20

Clerk Of Course :

Timekeeper :



# Silverstone Classic

## Royal Automobile Club Tourist Trophy for Historic Cars (Pre '63 GT)

### QUALIFYING - RACE 5 - STATISTICS

CLASS : A

7 Starters

#### Fastest Lap History

NO	NAME	LAP TIME	TIME OF DAY	LAP	VEHICLE
10	Peter STOHRMANN JR	2:57.421	10:55:59.514	1	Lotus Elite
68	GORDON / FINBURGH	2:52.005	10:56:16.613	1	Lotus Elite
68	GORDON / FINBURGH	2:49.508	10:59:06.122	2	Lotus Elite
68	GORDON / FINBURGH	2:46.711	11:01:52.832	3	Lotus Elite
68	GORDON / FINBURGH	2:46.613	11:07:27.820	5	Lotus Elite
10	Peter STOHRMANN JR	2:43.784	11:12:17.814	6	Lotus Elite
10	Peter STOHRMANN JR	2:43.212	11:15:01.028	7	Lotus Elite

Weather / Track : Bright / Dry

These results are provisional until the conclusion of any judicial and technical matters.

Silverstone GP

Circuit Length = 3.6604 miles

Start: 10:50 Flag 11:17 End: 11:20

Clerk Of Course :

Timekeeper :

# Silverstone Classic

## Royal Automobile Club Tourist Trophy for Historic Cars (Pre '63 GT)

### QUALIFYING - RACE 5 - STATISTICS

CLASS : C

11 Starters

#### Fastest Lap History

NO	NAME	LAP TIME	TIME OF DAY	LAP	VEHICLE
133	BELL / THOMAS	2:39.363	10:55:16.258	1	Austin-Healey 3000
16	L.HALUSA / N.HALUSA	2:38.631	10:55:24.369	1	Ferrari 250 GT Breadvan
133	BELL / THOMAS	2:38.406	10:57:54.665	2	Austin-Healey 3000
16	L.HALUSA / N.HALUSA	2:34.209	10:57:58.579	2	Ferrari 250 GT Breadvan
16	L.HALUSA / N.HALUSA	2:33.842	11:06:59.270	5	Ferrari 250 GT Breadvan
16	L.HALUSA / N.HALUSA	2:33.082	11:17:17.893	9	Ferrari 250 GT Breadvan

Weather / Track : Bright / Dry

These results are provisional until the conclusion of any judicial and technical matters.

Silverstone GP

Circuit Length = 3.6604 miles

Start: 10:50 Flag 11:17 End: 11:20

Clerk Of Course :

Timekeeper :

**Silverstone Classic**

**Royal Automobile Club Tourist Trophy for Historic Cars (Pre '63 GT)**

**QUALIFYING - RACE 5 - STATISTICS**

**CLASS : INV**

**5 Starters**

**Fastest Lap History**

NO	NAME	LAP TIME	TIME OF DAY	LAP	VEHICLE
19	BECHTOLSHEIMER/LINDSAY	<b>2:45.669</b>	10:56:14.999	1	Tojeiro GT Tojeiro EE
19	BECHTOLSHEIMER/LINDSAY	<b>2:40.300</b>	10:58:55.299	2	Tojeiro GT Tojeiro EE
19	BECHTOLSHEIMER/LINDSAY	<b>2:37.882</b>	11:01:33.182	3	Tojeiro GT Tojeiro EE
19	BECHTOLSHEIMER/LINDSAY	<b>2:34.490</b>	11:08:42.867	5	Tojeiro GT Tojeiro EE
19	BECHTOLSHEIMER/LINDSAY	<b>2:33.942</b>	11:11:16.803	6	Tojeiro GT Tojeiro EE
19	BECHTOLSHEIMER/LINDSAY	<b>2:32.242</b>	11:18:59.443	9	Tojeiro GT Tojeiro EE

**Weather / Track : Bright / Dry**

**These results are provisional until the conclusion of any judicial and technical matters.**

Silverstone GP

Circuit Length = 3.6604 miles

Start: 10:50 Flag 11:17 End: 11:20

Clerk Of Course :

Timekeeper :

# Silverstone Classic

## Royal Automobile Club Tourist Trophy for Historic Cars (Pre '63 GT)

### QUALIFYING - RACE 5 - STATISTICS

CLASS : B

3 Starters

#### Fastest Lap History

NO	NAME	LAP TIME	TIME OF DAY	LAP	VEHICLE
141	Gareth BURNETT	2:48.599	10:56:22.319	1	Porsche 356 Coupe GT
141	Gareth BURNETT	2:47.570	10:59:09.887	2	Porsche 356 Coupe GT
600	Sam TORDOFF	2:46.808	11:18:18.684	8	Porsche 356 1500S

Weather / Track : Bright / Dry

These results are provisional until the conclusion of any judicial and technical matters.

Silverstone GP

Circuit Length = 3.6604 miles

Start: 10:50 Flag 11:17 End: 11:20

Clerk Of Course :

Timekeeper :



**Silverstone Classic**

**Royal Automobile Club Tourist Trophy for Historic Cars (Pre '63 GT)**

**RACE 5 - GRID (50 minutes) - AMENDED**

Sheet No:

Issue Time:

ROW 19	37	<b>43</b> 3:07.343 Jo.WILLMOTT / Ja.WILLMOTT	38	<b>6</b> 3:07.437 ADELMAN / HALL
ROW 18	35	<b>49</b> 2:56.163 Chris WOODGATE	36	<b>149</b> 2:59.110 INGRAM / ROWLEY
ROW 17	33	<b>129</b> 2:55.508 Rick WILLMOTT	34	<b>14</b> 2:56.163 Paul GARSIDE
ROW 16	31	<b>29</b> 2:54.137 Nicholas JAMES	32	<b>99</b> 2:54.717 GURNEY / COLES
ROW 15	29	<b>48</b> 2:51.961 JAMES / LETTS	30	<b>77</b> 2:52.040 PRICHARD-JONES / CREWDSON
ROW 14	27	<b>25</b> 2:49.843 WATSON / O'CONNELL	28	<b>118</b> 2:50.696 RAWE / SANZ DE ACEDO
ROW 13	25	<b>120</b> 2:49.254 O'SHEA / HALL	26	<b>119</b> 2:49.746 HUDSON / MORLEY
ROW 12	23	<b>600</b> 2:46.808 Sam TORDOFF	24	<b>141</b> 2:47.570 Gareth BURNETT
ROW 11	21	<b>44</b> 2:46.099 S.DRABBLE / A.DRABBLE	22	<b>68</b> 2:46.613 GORDON / FINBURGH
ROW 10	19	<b>82</b> 2:45.245 Bob BINFIELD	20	<b>21</b> 2:45.618 Karsten LE BLANC
ROW 9	17	<b>74</b> 2:44.667 Mike WRIGLEY	18	<b>207</b> 2:45.219 HARRIS / WILMOTH
ROW 8	15	<b>22</b> 2:44.110 MILLER / GOBLE	16	<b>100</b> 2:44.629 THORNE / TODD
ROW 7	13	<b>41</b> 2:43.702 HUNT / GRANT-PETERKIN	14	<b>15</b> 2:44.066 John BURTON
ROW 6	11	<b>23</b> 2:41.064 Tony WOOD	12	<b>10</b> 2:43.212 Peter STOHRMANN JR
ROW 5	9	<b>2</b> 2:39.964 FISKEN / WAKEMAN	10	<b>7</b> 2:40.624 JO. YOUNG / JA. YOUNG
ROW 4	7	<b>133</b> 2:38.406 BELL / THOMAS	8	<b>66</b> 2:38.683 MCFADDEN / SHOVLIN
ROW 3	5	<b>24</b> 2:36.148 HUNT / BLAKENEY-EDWARDS	6	<b>91</b> 2:37.638 HOLME / GREENSALL
ROW 2	3	<b>73</b> 2:34.422 COTTINGHAM / STANLEY	4	<b>33</b> 2:35.251 Jo.MINSHAW / Ja.MINSHAW
ROW 1	1	<b>19</b> 2:32.242 BECHTOLSHEIMER / LINDSAY	2	<b>16</b> 2:33.082 L.HALUSA / N.HALUSA
<b>Pole</b>				

Cars 8 & 211 withdrawn.

Silverstone GP  
Circuit Length = 3.6604 miles

These results are provisional until the conclusion of any judicial and technical matters.

Clerk Of Course :	Steward :	Timekeeper :



## Silverstone Classic

### Royal Automobile Club Tourist Trophy for Historic Cars (Pre '63 GT)

#### RACE 5 - CLASSIFICATION

						Sheet No:	Issue Time:				
POS	NO	CL	PIC NAME	ENTRY	LAPS	TIME	GAP	DIFF	MPH	BEST	ON
1	24	D	1 HUNT / BLAKENEY-EDWARDS	AC Cobra	17	52:30.301			71.11	2:47.458	15
2	73	D	2 COTTINGHAM / STANLEY	Jaguar E-type	17	52:37.218	6.917	6.917	70.95	2:46.483	7
3	16	C	1 N.HALUSA / L.HALUSA	Ferrari 250 GT Breadvan	17	52:55.756	25.455	18.538	70.54	2:48.150	15
4	33	D	3 Jo.MINSHAW / Ja.MINSHAW	Jaguar E-type	17	52:58.465	28.164	2.709	70.48	2:47.387	5
5	2	D	4 WAKEMAN / FISKEN	Jaguar E-type	17	53:50.826	1:20.525	52.361	69.33	2:50.417	16
6	133	C	2 BELL / THOMAS	Austin-Healey 3000	17	53:52.354	1:22.053	1.528	69.30	2:52.860	12
7	19	INV	1 BECHTOLSHEIMER / LINDSAY	Tojeiro GT Tojeiro EE	17	53:55.361	1:25.060	3.007	69.24	2:49.386	4
8	141	B	1 Gareth BURNETT	Porsche 356 Coupe GT	17	54:42.624	2:12.323	47.263	68.24	2:58.602	6
9	600	B	2 Sam TORDOFF	Porsche 356 1500S	17	54:47.890	2:17.589	5.266	68.13	2:58.099	13
10	21*	C	3 Karsten LE BLANC	Austin-Healey 3000	17	55:32.291	3:01.990	44.401	67.22	2:57.642	11
11	207	C	4 HARRIS / WILMOTH	Austin-Healey 3000	16	52:50.189	1 Lap	1 Lap	66.50	2:56.629	6
12	15	D	5 John BURTON	Jaguar E-type	16	53:18.838	1 Lap	28.649	65.91	2:59.505	15
13	118	C	5 RAWE / SANZ DE ACEDO	Triumph TR4	16	53:30.326	1 Lap	11.488	65.67	3:01.136	6
14	25	A	1 O'CONNELL / WATSON	Lotus Elite	16	53:53.568	1 Lap	23.242	65.20	3:00.541	4
15	100	C	6 THORNE / TODD	Austin-Healey 3000	16	53:55.415	1 Lap	1.847	65.16	2:57.242	4
16	74	D	6 Ml. WRIGLEY / MA. WRIGLEY	Jaguar E-type	16	54:02.154	1 Lap	6.739	65.03	3:02.443	15
17	68	A	2 FINBURGH / GORDON	Lotus Elite	16	54:29.194	1 Lap	27.040	64.49	3:00.173	6
18	44	C	7 A.DRABBLE / S.DRABBLE	Reliant Sabre Six	16	54:58.610	1 Lap	29.416	63.91	3:00.740	4
19	129	D	7 Rick WILLMOTT	Jaguar XK150 FHC	16	55:00.438	1 Lap	1.828	63.88	3:08.673	13
20	82	D	8 Bob BINFIELD	Jaguar E-type Series 1	16	55:02.030	1 Lap	1.592	63.85	3:06.786	16
21	49	C	8 Chris WOODGATE	Aston Martin DB3	16	55:22.301	1 Lap	20.271	63.46	3:09.840	10
22	22	INV	2 GOBLE / MILLER	Aston Martin DB4 GT	16	55:27.773	1 Lap	5.472	63.35	2:58.581	6
23	14	A	3 Paul GARSIDE	Lotus Elite	16	55:34.367	1 Lap	6.594	63.23	3:07.579	14
24	99	B	3 GURNEY / COLES	Morgan Plus 4 Supersports	15	52:55.051	2 Laps	1 Lap	62.25	3:06.417	6
25	29	A	4 Nicholas JAMES	Ogle SX1000	15	53:07.331	2 Laps	12.280	62.01	3:10.880	5
26	119	C	9 HUDSON / MORLEY	Austin-Healey 3000 Mk2	15	53:19.804	2 Laps	12.473	61.77	3:14.994	13
27	48	INV	3 LETTS / JAMES	Chevrolet Corvette	15	53:32.760	2 Laps	12.956	61.52	3:07.193	5
28	6	A	5 ADELMAN / HALL	Alfa Romeo	14	54:39.195	3 Laps	1 Lap	56.26	3:09.742	13
29	149	A	6 INGRAM / ROWLEY	Lotus Elite S2 Super 95	13	52:53.418	4 Laps	1 Lap	53.98	3:27.485	12
30	77	INV	4 CREWDSON / PRICHARD-JONES	Turner Mk3	13	52:54.340	4 Laps	0.922	53.96	3:00.741	6

#### NOT CLASSIFIED

DNF	66	D	MCFADDEN / SHOVLIN	Jaguar E-type	15	47:58.561	2 Laps	0.000	68.66	2:54.617	15
DNF	23	D	T.WOOD / B.WOOD	Jaguar E-type	10	33:12.627	7 Laps	5 Laps	66.13	2:53.723	7
DNF	91	C	HOLME / GREENSALL	Austin-Healey 3000 Mk2	5	32:46.541	12 Laps	5 Laps	33.50	3:25.107	2
DNF	7	D	Ja. YOUNG / Jo. YOUNG	Jaguar E-type	3	10:55.443	14 Laps	2 Laps	60.31	3:02.538	3
DNF	41	C	HUNT / GRANT-PETERKIN	Austin-Healey 3000	2	7:54.031	15 Laps	1 Lap	55.59	3:08.734	2
DNF	43	INV	Ja.WILLMOTT / Jo.WILLMOTT	Alfa Romeo Guilia 1600 Sprint	2	10:25.059	15 Laps	2:31.028	42.16	5:02.417	1
DNF	10	A	P. STOHRMANN JR / P. STOHRMANN	Lotus Elite	0						
DNF	120	D	O'SHEA / HALL	Jaguar E-type	0						

#### FASTEST LAP

73	D	COTTINGHAM / STANLEY	Jaguar E-type	7	2:46.483	79.15 mph	127.38 kph
16	C	N.HALUSA / L.HALUSA	Ferrari 250 GT Breadvan	15	2:48.150	78.36 mph	126.12 kph
19	INV	BECHTOLSHEIMER / LINDSAY	Tojeiro GT Tojeiro EE	4	2:49.386	77.79 mph	125.20 kph
600	B	Sam TORDOFF	Porsche 356 1500S	13	2:58.099	73.99 mph	119.07 kph
68	A	FINBURGH / GORDON	Lotus Elite	6	3:00.173	73.13 mph	117.70 kph

Car 21 - 30 second penalty, no working transponder - Regulation Q12.2.1 refers.

Weather / Track : Rain / Wet

These results are provisional until the conclusion of any judicial and technical matters.

Silverstone GP

Circuit Length = 3.6604 miles

Start: 12:25 Flag 13:17 End: 13:20

Clerk Of Course :	Steward :	Timekeeper :

# Silverstone Classic

## Royal Automobile Club Tourist Trophy for Historic Cars (Pre '63 GT)

### RACE 5 - LAP CHART

LAP 1 @ 12:29:43.776			LAP 2 @ 12:32:38.719			LAP 3 @ 12:35:27.667			LAP 4 @ 12:38:15.439			LAP 5 @ 12:41:02.710		
NO	BEHIND	LAP TIME	NO	BEHIND	LAP TIME	NO	BEHIND	LAP TIME	NO	BEHIND	LAP TIME	NO	BEHIND	LAP TIME
19		4:40.839	33		2:54.311	33		2:48.948	73		2:47.568	73		2:47.271
16	0.132	4:40.971	73	0.718	2:55.127	73	0.204	2:48.434	33	1.814	2:49.586	33	1.930	2:47.387
73	0.534	4:41.373	19	2.260	2:57.203	43	1 Lap	5:22.642	6	1 Lap	4:13.950	16	7.456	2:48.850
33	0.632	4:41.471	16	3.598	2:58.409	19	2.988	2:49.676	19	4.602	2:49.386	19	13.692	2:56.361
24	1.376	4:42.215	66	12.454	3:05.039	16	4.837	2:50.187	16	5.877	2:48.812	91	2 Laps	8:19.818
91	1.668	4:42.507	24	13.545	3:07.112	24	20.989	2:56.392	24	27.543	2:54.326	24	34.663	2:54.391
66	2.358	4:43.197	133	14.997	3:07.118	23	22.168	2:55.900	23	28.518	2:54.122	23	34.980	2:53.733
133	2.822	4:43.661	23	15.216	3:05.942	66	24.922	3:01.416	66	34.406	2:57.256	66	44.521	2:57.386
7	3.086	4:43.925	7	17.123	3:08.980	7	30.713	3:02.538	100	40.400	2:57.242	2	56.898	2:58.196
2	3.641	4:44.480	15	17.777	3:08.856	100	30.930	3:01.400	133	44.283	3:00.582	133	58.736	3:01.724
15	3.864	4:44.703	41	18.249	3:08.734	133	31.473	3:05.424	25	44.487	3:00.541	25	59.214	3:01.998
23	4.217	4:45.056	100	18.478	3:08.585	25	31.718	3:01.671	15	45.701	3:01.271	15	1:00.448	3:02.018
41	4.458	4:45.297	68	18.856	3:06.509	15	32.202	3:03.373	2	45.973	2:59.204	100	1:01.655	3:08.526
100	4.836	4:45.675	25	18.995	3:05.296	68	33.932	3:04.024	68	48.797	3:02.637	68	1:02.733	3:01.207
22	5.742	4:46.581	141	21.539	3:07.986	2	34.541	3:00.759	600	51.112	3:01.153	600	1:05.130	3:01.289
207	5.826	4:46.665	2	22.730	3:14.032	600	37.731	3:03.501	22	53.607	3:02.273	22	1:07.390	3:01.054
74	6.384	4:47.223	600	23.178	3:09.746	22	39.106	3:03.039	44	53.994	3:00.740	141	1:07.787	2:59.394
21	6.904	4:47.743	22	25.015	3:14.216	44	41.026	3:04.231	141	55.664	2:59.779	207	1:11.012	2:59.570
68	7.290	4:48.129	44	25.743	3:12.516	141	43.657	3:11.066	207	58.713	2:59.592	118	1:15.698	3:02.645
82	7.697	4:48.536	118	28.667	3:12.244	118	44.728	3:05.009	118	1:00.324	3:03.368	21	1:16.401	3:02.708
44	8.170	4:49.009	21	30.286	3:18.325	21	45.658	3:04.320	21	1:00.964	3:03.078	44	1:26.640	3:19.917
600	8.375	4:49.214	91	31.832	3:25.107	207	46.893	3:02.250	77	1:13.078	3:06.396	77	1:30.734	3:04.927
141	8.496	4:49.335	82	32.475	3:19.721	77	54.454	3:10.600	149	1 Lap	5:33.870	6	1 Lap	4:18.406
25	8.642	4:49.481	77	32.802	3:16.062	48	55.312	3:10.983	74	1:17.241	3:05.922	48	1:37.694	3:07.193
119	11.070	4:51.909	48	33.277	3:17.115	74	59.091	3:08.007	48	1:17.772	3:10.232	99	1:41.063	3:07.698
48	11.105	4:51.944	207	33.591	3:22.708	99	1:00.811	3:12.897	99	1:20.636	3:07.597	74	1:49.997	3:20.027
118	11.366	4:52.205	99	36.862	3:17.411	82	1:06.518	3:22.991	82	1:29.397	3:10.651	82	1:52.179	3:10.053
77	11.683	4:52.522	74	40.032	3:28.591	129	1:08.988	3:16.015	49	1:36.502	3:11.624	49	2:00.830	3:11.599
99	14.394	4:55.233	129	41.921	3:21.336	29	1:09.721	3:14.810	129	1:37.437	3:16.221	129	2:04.278	3:14.112
29	14.868	4:55.707	29	43.859	3:23.934	49	1:12.650	3:14.788	14	1:40.025	3:12.964	14	2:05.673	3:12.919
14	15.174	4:56.013	119	46.152	3:30.025	119	1:14.511	3:17.307	119	1:48.049	3:21.310	149	1 Lap	3:49.466
129	15.528	4:56.367	49	46.810	3:25.866	14	1:14.833	3:16.181	29	1:52.648	3:30.699	29	2:16.257	3:10.880
49	15.887	4:56.726	14	47.600	3:27.369							119	2:19.712	3:18.934
149	19.429	5:00.268	149	1:16.744	3:52.258									
6	21.054	5:01.893	6	1:25.271	3:59.160									
43	21.578	5:02.417												

Weather / Track : Rain / Wet

Silverstone GP

Circuit Length = 3.6604 miles

Start: 12:25 Flag 13:17 End: 13:20

# Silverstone Classic

## Royal Automobile Club Tourist Trophy for Historic Cars (Pre '63 GT)

### RACE 5 - LAP CHART

LAP 6 @ 12:43:49.892			LAP 7 @ 12:46:36.375			LAP 8 @ 12:49:25.893			LAP 9 @ 12:52:15.064			LAP 10 @ 12:57:23.469		
NO	BEHIND	LAP TIME	NO	BEHIND	LAP TIME	NO	BEHIND	LAP TIME	NO	BEHIND	LAP TIME	NO	BEHIND	LAP TIME
73		2:47.182	73		2:46.483	73		2:49.518	73		2:49.171	22		3:08.383
33	2.359	2:47.611	33	4.224	2:48.348	49	1 Lap	3:11.782	33	12.373	2:58.828	129	1 Lap	3:15.165
16	16.983	2:56.709	119	1 Lap	3:22.846	33	2.716	2:48.010	82	1 Lap	3:13.730	24	22.322	2:56.050
19	39.760	3:13.250	6	2 Laps	4:19.866	129	1 Lap	3:13.508	6	3 Laps	5:34.389	73	22.602	5:31.007
24	43.582	2:56.101	16	22.126	2:51.626	14	1 Lap	3:14.820	15	1 Lap	4:32.765	91	5 Laps	5:06.632
23	46.385	2:58.587	149	2 Laps	3:46.850	29	1 Lap	3:15.795	100	1 Lap	4:34.846	82	1 Lap	5:29.942
66	56.926	2:59.587	19	47.325	2:54.048	16	27.451	2:54.843	49	1 Lap	3:11.775	33	37.260	5:33.292
2	1:07.445	2:57.729	23	53.625	2:53.723	119	1 Lap	3:21.895	91	5 Laps	11:12.477	49	1 Lap	5:28.492
133	1:11.894	3:00.340	66	1:08.095	2:57.652	68	1 Lap	5:04.053	16	29.761	2:51.481	16	44.348	5:22.992
15	1:12.845	2:59.579	2	1:17.517	2:56.555	19	53.555	2:55.748	14	1 Lap	3:13.543	14	1 Lap	5:25.413
100	1:13.210	2:58.737	100	1:26.618	2:59.891	23	58.646	2:54.539	29	1 Lap	3:12.825	23	52.095	4:53.175
25	1:13.513	3:01.481	15	1:27.101	3:00.739	66	1:17.317	2:58.740	19	59.505	2:55.121	66	53.968	4:32.819
68	1:15.724	3:00.173	133	1:28.551	3:03.140	2	1:26.347	2:58.348	23	1:07.325	2:57.850	19	55.192	5:04.092
600	1:17.491	2:59.543	25	1:28.830	3:01.800	149	2 Laps	3:54.168	68	1 Lap	3:20.283	119	1 Lap	4:58.603
22	1:18.789	2:58.581	600	1:31.571	3:00.563	25	1:40.383	3:01.071	119	1 Lap	3:26.930	29	1 Lap	5:29.940
141	1:19.207	2:58.602	141	1:33.180	3:00.456	133	1:42.163	3:03.130	66	1:29.554	3:01.408	2	1:15.127	3:11.315
207	1:20.459	2:56.629	22	1:34.150	3:01.844	141	1:43.681	3:00.019	74	1 Lap	4:46.406	133	1:16.425	3:00.383
118	1:29.652	3:01.136	118	1:44.963	3:01.794	600	1:44.455	3:02.402	25	1:54.171	3:02.959	141	1:19.495	4:29.243
21	1:31.692	3:02.473	21	1:45.311	3:00.102	22	1:46.758	3:02.126	141	1:58.657	3:04.147	600	1:26.144	3:02.883
77	1:44.293	3:00.741	207	1:54.384	3:20.408	21	1:54.936	2:59.143	22	2:00.022	3:02.435	21	1:30.212	3:00.515
44	1:48.135	3:08.677	44	2:08.318	3:06.666	118	1:57.896	3:02.451	129	1 Lap	4:55.953	25	1:32.851	4:47.085
48	1:58.795	3:08.283	24	2:18.863	4:21.764	207	2:03.336	2:58.470	24	2:34.677	3:03.232	207	2:00.757	3:14.225
99	2:00.298	3:06.417	48	2:21.680	3:09.368	24	2:20.616	2:51.271	149	2 Laps	4:02.631	118	2:02.569	3:19.080
74	2:11.324	3:08.509	99	2:22.771	3:08.956	44	2:31.030	3:12.230	77	2 Laps	9:47.984	15	2:52.307	3:03.586
82	2:14.594	3:09.597	74	2:32.083	3:07.242	48	2:39.974	3:07.812	48	3:07.773	3:16.970	149	2 Laps	5:21.144
49	2:25.038	3:11.390	82	2:40.045	3:11.934	99	2:43.941	3:10.688	2	3:12.217	4:35.041	100	3:02.109	3:12.240
129	2:30.444	3:13.348							133	3:24.447	4:31.455	6	2 Laps	3:16.699
14	2:30.802	3:12.311							600	3:31.666	4:36.382	68	3:06.514	3:15.948
29	2:44.887	3:15.812							21	3:38.102	4:32.337	74	3:07.848	3:15.277
									118	3:51.894	4:43.169			
									207	3:54.937	4:40.772			
									6	2 Laps	4:40.113			
									15	4:57.126	4:35.949			
									100	4:58.274	4:35.499			
									68	4:58.971	3:44.083			
									74	5:00.976	3:21.176			
									44	5:05.476	5:23.617			
									99	5:07.606	5:12.836			

Weather / Track : Rain / Wet



# Silverstone Classic

## Royal Automobile Club Tourist Trophy for Historic Cars (Pre '63 GT)

### RACE 5 - LAP CHART

LAP 11 @ 13:00:36.982			LAP 12 @ 13:03:27.916			LAP 13 @ 13:06:17.296			LAP 14 @ 13:09:06.788			LAP 15 @ 13:11:54.246		
NO	BEHIND	LAP TIME	NO	BEHIND	LAP TIME	NO	BEHIND	LAP TIME	NO	BEHIND	LAP TIME	NO	BEHIND	LAP TIME
24		2:51.191	24		2:50.934	24		2:49.380	24		2:49.492	24		2:47.458
44	1 Lap	3:18.897	73	3.978	2:52.145	73	4.066	2:49.468	73	3.823	2:49.249	73	6.751	2:50.386
77	3 Laps	5:17.425	100	1 Lap	3:11.317	33	21.299	2:50.383	15	1 Lap	3:02.615	118	1 Lap	3:11.941
73	2.767	2:53.678	74	1 Lap	3:10.995	16	25.830	2:51.044	33	21.892	2:50.085	25	1 Lap	3:18.402
99	1 Lap	3:20.584	6	3 Laps	3:15.852	100	1 Lap	3:07.992	16	24.837	2:48.499	33	24.758	2:50.324
129	1 Lap	3:11.220	68	1 Lap	3:14.174	74	1 Lap	3:06.711	100	1 Lap	3:03.711	16	25.529	2:48.150
33	19.522	2:55.775	33	20.296	2:51.708	6	3 Laps	3:11.432	22	1 Lap	3:36.369	15	1 Lap	3:03.128
16	21.315	2:50.480	16	24.166	2:53.785	68	1 Lap	3:12.212	74	1 Lap	3:04.275	100	1 Lap	3:02.985
82	1 Lap	3:13.432	44	1 Lap	3:15.628	44	1 Lap	3:14.743	68	1 Lap	3:09.948	74	1 Lap	3:04.297
49	1 Lap	3:09.840	149	3 Laps	3:35.631	66	53.587	2:54.969	66	1:00.093	2:55.998	66	1:07.252	2:54.617
66	43.064	3:02.609	99	1 Lap	3:20.287	19	57.657	2:58.137	6	3 Laps	3:12.253	19	1:10.200	2:54.212
19	44.307	3:02.628	77	3 Laps	3:27.256	99	1 Lap	3:17.861	19	1:03.446	2:55.281	133	1:13.614	2:52.935
14	1 Lap	3:12.660	129	1 Lap	3:11.102	133	1:04.271	2:54.243	133	1:08.137	2:53.358	2	1:16.187	2:53.855
133	57.482	2:54.570	66	47.998	2:55.868	2	1:04.508	2:53.643	2	1:09.790	2:54.774	68	1 Lap	3:13.474
2	57.979	2:56.365	19	48.900	2:55.527	129	1 Lap	3:15.412	44	1 Lap	3:15.014	6	3 Laps	3:13.171
141	1:06.692	3:00.710	82	1 Lap	3:09.603	149	3 Laps	3:30.449	129	1 Lap	3:08.673	22	1 Lap	3:33.783
48	1 Lap	6:27.682	49	1 Lap	3:10.282	77	3 Laps	3:23.841	82	1 Lap	3:08.834	44	1 Lap	3:12.554
29	1 Lap	3:17.510	133	59.408	2:52.860	82	1 Lap	3:10.382	141	1:36.219	3:00.985	129	1 Lap	3:09.485
600	1:13.912	3:01.281	2	1:00.245	2:53.200	49	1 Lap	3:10.242	49	1 Lap	3:10.707	141	1:48.059	2:59.298
21	1:14.341	2:57.642	14	1 Lap	3:09.570	141	1:24.726	2:58.957	600	1:43.083	3:00.659	600	1:55.228	2:59.603
119	1 Lap	3:24.882	141	1:15.149	2:59.391	14	1 Lap	3:08.042	21	1:44.586	3:00.213	82	1 Lap	3:08.166
25	1:41.774	3:22.436	600	1:23.197	3:00.219	600	1:31.916	2:58.099	14	1 Lap	3:11.563	21	1:56.483	2:59.355
207	1:50.724	3:03.480	21	1:24.476	3:01.069	21	1:33.865	2:58.769	77	3 Laps	3:26.025	49	1 Lap	3:12.525
22	1:58.031	5:11.544	29	1 Lap	3:20.811	29	1 Lap	3:13.401	149	3 Laps	3:28.420	14	1 Lap	3:07.579
118	2:00.971	3:11.915	119	1 Lap	3:18.558	119	1 Lap	3:16.475	99	1 Lap	3:58.429	149	3 Laps	3:27.485
15	2:39.753	3:00.959	48	1 Lap	3:27.989	207	2:16.533	3:02.449	29	1 Lap	3:13.311	77	3 Laps	3:41.229
			207	2:03.464	3:03.674	48	1 Lap	3:19.437	207	2:32.090	3:05.049	99	1 Lap	3:19.904
			25	2:11.335	3:20.495	25	2:40.164	3:18.209	119	1 Lap	3:14.994			
			118	2:21.899	3:11.862	118	2:42.206	3:09.687	48	1 Lap	3:13.381			
			22	2:48.866	3:41.769									
			15	2:48.907	3:00.088									

Weather / Track : Rain / Wet

Silverstone GP

Circuit Length = 3.6604 miles

Start: 12:25 Flag 13:17 End: 13:20

# Silverstone Classic

## Royal Automobile Club Tourist Trophy for Historic Cars (Pre '63 GT)

### RACE 5 - LAP CHART

LAP 16 @ 13:14:43.428			LAP 17 @ 13:17:33.238		
NO	BEHIND	LAP TIME	NO	BEHIND	LAP TIME
<b>24</b>		2:49.182	<b>24</b>		2:49.810
<b>207</b>	1 Lap	3:05.905	<b>73</b>	6.917	2:49.828
<b>73</b>	6.899	2:49.330	<b>207</b>	1 Lap	3:08.343
<b>29</b>	2 Laps	3:15.176	<b>149</b>	4 Laps	3:30.778
<b>119</b>	2 Laps	3:15.743	<b>77</b>	4 Laps	3:19.332
<b>48</b>	2 Laps	3:14.630	<b>99</b>	2 Laps	3:18.253
<b>33</b>	25.738	2:50.162	<b>16</b>	25.455	2:48.903
<b>16</b>	26.362	2:50.015	<b>33</b>	28.164	2:52.236
<b>118</b>	1 Lap	3:10.356	<b>29</b>	2 Laps	3:16.720
<b>15</b>	1 Lap	2:59.505	<b>15</b>	1 Lap	2:59.704
<b>25</b>	1 Lap	3:20.547	<b>119</b>	2 Laps	3:19.393
<b>100</b>	1 Lap	3:02.620	<b>118</b>	1 Lap	3:11.464
<b>74</b>	1 Lap	3:02.443	<b>48</b>	2 Laps	3:29.741
<b>2</b>	1:17.422	2:50.417	<b>2</b>	1:20.525	2:52.913
<b>133</b>	1:18.240	2:53.808	<b>133</b>	1:22.053	2:53.623
<b>19</b>	1:18.939	2:57.921	<b>25</b>	1 Lap	3:20.096
<b>68</b>	1 Lap	3:06.402	<b>19</b>	1:25.060	2:55.931
<b>6</b>	3 Laps	3:09.742	<b>100</b>	1 Lap	3:04.149
<b>141</b>	2:01.408	3:02.531	<b>74</b>	1 Lap	3:05.053
<b>600</b>	2:07.150	3:01.104	<b>68</b>	1 Lap	3:05.938
<b>44</b>	1 Lap	3:14.432	<b>6</b>	3 Laps	3:12.269
<b>129</b>	1 Lap	3:12.691	<b>141</b>	2:12.323	3:00.725
<b>82</b>	1 Lap	3:07.672	<b>600</b>	2:17.589	3:00.249
<b>21</b>	2:15.732	3:08.431	<b>44</b>	1 Lap	3:09.739
<b>22</b>	1 Lap	3:32.433	<b>129</b>	1 Lap	3:09.830
<b>49</b>	1 Lap	3:11.899	<b>82</b>	1 Lap	3:06.786
<b>14</b>	1 Lap	3:20.949	<b>21</b>	2:31.990	3:06.068
			<b>49</b>	1 Lap	3:12.764
			<b>22</b>	1 Lap	3:31.343
			<b>14</b>	1 Lap	3:12.471

Weather / Track : Rain / Wet

Results can be found at [www.tsl-timing.com](http://www.tsl-timing.com)

Page 4 of 4

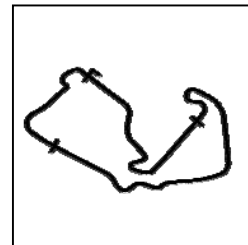
Silverstone GP  
Circuit Length = 3.6604 miles  
Start: 12:25 Flag 13:17 End: 13:20

Printed - 13:29 Saturday, 27 July 2019

# Silverstone Classic

## Royal Automobile Club Tourist Trophy for Historic Cars (Pre '63 GT)

### RACE 5 - SECTOR ANALYSIS



SECTOR 1 = FL to I1, SECTOR 2 = I1 to I2, SECTOR 3 = I2 to FL, DIFF = Difference To Personal Best Lap, P = Crossed Finish Line in Pit Lane, D = Time Disallowed

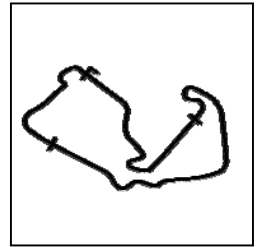
P1 24 D		HUNT / BLAKENEY-EDWARDS					AC Cobra				
IDEAL LAP TIME : 2:47.458		BEST LAP TIME : 2:47.458					DIFFERENCE : 0.000				
LAP	SECTOR 1		SECTOR 2		SECTOR 3		LAP TIME	MPH	DIFF	TIME OF DAY	
1 -		36.3	1:56.449	39.8	55.230	60.0	4:42.215	46.69	1:54.757	12:29:45.152	
2 -	1:01.570	96.4	1:27.157	118.9	38.385	73.3	3:07.112	70.42	19.654	12:32:52.264	
3 -	53.141	101.5	1:25.673	119.4	37.578	71.0	2:56.392	74.70	8.934	12:35:48.656	
4 -	52.278	106.8	1:24.144	117.5	37.904	75.3	2:54.326	75.59	6.868	12:38:42.982	
5 -	52.374	101.2	1:24.172	<b>125.6</b>	37.845	77.6	2:54.391	75.56	6.933	12:41:37.373	
6 -	53.553	108.9	1:24.714	117.7	37.834	77.8	2:56.101	74.83	8.643	12:44:33.474	
7 -	OUTLAP			109.8	37.527	80.7	4:21.764	50.34	1:34.306	12:48:55.238	
8 -	51.722	105.1	1:22.918	125.2	36.631	80.6	2:51.271	76.94	3.813	12:51:46.509	
9 -	51.085	101.9	1:33.061	74.3	39.086	75.9	3:03.232	71.91	15.774	12:54:49.741	
10 -	52.429	104.6	1:24.957	111.4	38.664	71.7	2:56.050	74.85	8.592	12:57:45.791	
11 -	51.926	112.7	1:21.829	124.2	37.436	79.8	2:51.191	76.97	3.733	13:00:36.982	
12 -	51.259	107.2	1:23.364	120.9	36.311	80.5	2:50.934	77.09	3.476	13:03:27.916	
13 -	50.623	112.4	1:22.088	122.9	36.669	77.2	2:49.380 (3)	77.80	1.922	13:06:17.296	
14 -	51.332	113.3	1:21.782	123.5	36.378	81.2	2:49.492	77.74	2.034	13:09:06.788	
15 -	50.309	112.5	1:20.841	122.2	36.308	81.4	2:47.458 (1)	78.69		13:11:54.246	
16 -	51.046	116.3	1:21.421	125.6	36.715	80.0	2:49.182 (2)	77.89	1.724	13:14:43.428	
17 -	51.064	111.1	1:21.883	120.2	36.863	77.6	2:49.810	77.60	2.352	13:17:33.238	

P2 73 D		COTTINGHAM / STANLEY					Jaguar E-type				
IDEAL LAP TIME : 2:46.239		BEST LAP TIME : 2:46.483					DIFFERENCE : 0.244				
LAP	SECTOR 1		SECTOR 2		SECTOR 3		LAP TIME	MPH	DIFF	TIME OF DAY	
1 -		34.7	1:56.443	43.4	55.835	54.7	4:41.373	46.83	1:54.890	12:29:44.310	
2 -	56.835	108.7	1:22.514	128.5	35.778	80.7	2:55.127	75.24	8.644	12:32:39.437	
3 -	50.592	113.3	1:21.755	129.5	36.087	76.1	2:48.434	78.23	1.951	12:35:27.871	
4 -	50.868	115.5	1:21.263	<b>130.0</b>	<b>35.437</b>	79.8	2:47.568	78.64	1.085	12:38:15.439	
5 -	50.582	115.3	1:20.814	128.5	35.875	82.7	2:47.271 (3)	78.78	0.788	12:41:02.710	
6 -	50.487	116.5	1:20.659	128.0	36.036	79.9	2:47.182 (2)	78.82	0.699	12:43:49.892	
7 -	50.414	117.3	1:20.560	128.8	35.509	82.9	2:46.483 (1)	79.15		12:46:36.375	
8 -	50.488	118.5	1:20.388	124.7	38.642	76.6	2:49.518	77.73	3.035	12:49:25.893	
9 -	51.040	116.5	1:21.755	127.0	36.376	80.7	2:49.171	77.89	2.688	12:52:15.064	
10 -	OUTLAP			115.3	37.831	77.1	5:31.007	39.81	2:44.524	12:57:46.071	
11 -	53.133	110.3	1:23.067	124.9	37.478	70.4	2:53.678	75.87	7.195	13:00:39.749	
12 -	51.638	99.7	1:24.537	124.5	35.970	81.4	2:52.145	76.55	5.662	13:03:31.894	
13 -	51.018	117.3	1:22.028	125.4	36.422	81.4	2:49.468	77.75	2.985	13:06:21.362	
14 -	52.160	107.3	1:21.532	126.3	35.557	80.7	2:49.249	77.86	2.766	13:09:10.611	
15 -	50.870	117.7	1:22.605	126.1	36.911	81.4	2:50.386	77.34	3.903	13:12:00.997	
16 -	51.484	116.5	1:21.663	126.8	36.183	80.7	2:49.330	77.82	2.847	13:14:50.327	
17 -	51.317	112.5	1:21.867	123.1	36.644	81.4	2:49.828	77.59	3.345	13:17:40.155	

# Silverstone Classic

## Royal Automobile Club Tourist Trophy for Historic Cars (Pre '63 GT)

### RACE 5 - SECTOR ANALYSIS



SECTOR 1 = FL to I1, SECTOR 2 = I1 to I2, SECTOR 3 = I2 to FL, DIFF = Difference To Personal Best Lap, P = Crossed Finish Line in Pit Lane, D = Time Disallowed

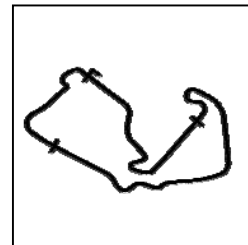
P3		16 C		N.HALUSA / L.HALUSA		Ferrari 250 GT Breadvan				
IDEAL LAP TIME : 2:46.577		BEST LAP TIME : 2:48.150		DIFFERENCE : 1.573						
LAP	SECTOR 1		SECTOR 2		SECTOR 3		LAP TIME	MPH	DIFF	TIME OF DAY
1 -		34.2	1:57.385	46.8	56.610	53.3	4:40.971	46.90	1:52.821	12:29:43.908
2 -	57.394	110.1	1:24.028	122.0	36.987	80.7	2:58.409	73.86	10.259	12:32:42.317
3 -	51.184	111.1	1:22.471	125.2	36.532	78.3	2:50.187	77.43	2.037	12:35:32.504
4 -	51.111	<b>116.7</b>	1:21.428	<b>127.3</b>	36.273	<b>83.4</b>	2:48.812 (3)	78.06	0.662	12:38:21.316
5 -	51.605	110.7	1:20.830	<b>127.3</b>	36.415	79.1	2:48.850	78.04	0.700	12:41:10.166
6 -	51.133	113.1	1:29.955	123.3	<b>35.621</b>	80.4	2:56.709	74.57	8.559	12:44:06.875
7 -	52.014	114.9	1:21.951	121.5	37.661	80.6	2:51.626	76.78	3.476	12:46:58.501
8 -	51.631	116.3	1:23.219	120.0	39.993	81.3	2:54.843	75.36	6.693	12:49:53.344
9 -	52.434	115.5	1:22.145	122.6	36.902	82.3	2:51.481	76.84	3.331	12:52:44.825
10 -	OUTLAP			95.7	40.820	77.9	5:22.992	40.79	2:34.842	12:58:07.817
11 -	52.116	106.6	1:21.588	124.5	36.776	81.4	2:50.480	77.29	2.330	13:00:58.297
12 -	52.441	115.1	1:24.058	116.3	37.286	76.0	2:53.785	75.82	5.635	13:03:52.082
13 -	52.075	108.7	1:22.279	119.1	36.690	80.3	2:51.044	77.04	2.894	13:06:43.126
14 -	50.544	113.5	1:22.291	126.6	35.664	82.1	2:48.499 (2)	78.20	0.349	13:09:31.625
15 -	<b>50.191</b>	111.1	<b>1:20.765</b>	120.2	37.194	82.0	<b>2:48.150 (1)</b>	<b>78.36</b>		<b>13:12:19.775</b>
16 -	51.380	110.9	1:22.354	125.9	36.281	77.7	2:50.015	77.50	1.865	13:15:09.790
17 -	51.436	112.4	1:21.162	122.4	36.305	82.4	2:48.903	78.01	0.753	13:17:58.693

P4		33 D		Jo.MINSHAW / Ja.MINSHAW		Jaguar E-type				
IDEAL LAP TIME : 2:47.372		BEST LAP TIME : 2:47.387		DIFFERENCE : 0.015						
LAP	SECTOR 1		SECTOR 2		SECTOR 3		LAP TIME	MPH	DIFF	TIME OF DAY
1 -		34.7	1:56.570	43.6	55.831	57.7	4:41.471	46.81	1:54.084	12:29:44.408
2 -	54.987	115.9	1:22.673	127.8	36.651	80.7	2:54.311	75.59	6.924	12:32:38.719
3 -	50.905	114.3	1:21.687	126.6	36.356	75.8	2:48.948	77.99	1.561	12:35:27.667
4 -	50.745	118.1	1:22.790	129.3	36.051	79.0	2:49.586	77.70	2.199	12:38:17.253
5 -	50.538	117.9	<b>1:20.866</b>	129.3	35.983	81.4	<b>2:47.387 (1)</b>	<b>78.72</b>		<b>12:41:04.640</b>
6 -	<b>50.536</b>	120.6	1:21.098	<b>131.5</b>	35.977	<b>82.7</b>	2:47.611 (2)	78.62	0.224	12:43:52.251
7 -	50.907	118.7	1:21.258	129.8	36.183	80.3	2:48.348	78.27	0.961	12:46:40.599
8 -	51.021	<b>126.1</b>	1:21.019	127.8	<b>35.970</b>	79.7	2:48.010 (3)	78.43	0.623	12:49:28.609
9 -	59.886	116.9	1:21.942	127.5	37.000	79.1	2:58.828	73.68	11.441	12:52:27.437
10 -	OUTLAP			117.3	42.190	72.5	5:33.292	39.53	2:45.905	12:58:00.729
11 -	55.986	115.9	1:23.145	127.8	36.644	78.9	2:55.775	74.96	8.388	13:00:56.504
12 -	51.441	121.3	1:22.933	126.1	37.334	80.1	2:51.708	76.74	4.321	13:03:48.212
13 -	52.165	116.9	1:21.947	128.8	36.271	81.1	2:50.383	77.34	2.996	13:06:38.595
14 -	51.783	118.9	1:21.474	128.8	36.828	80.9	2:50.085	77.47	2.698	13:09:28.680
15 -	51.654	122.6	1:21.744	129.5	36.926	80.7	2:50.324	77.36	2.937	13:12:19.004
16 -	51.458	118.5	1:22.081	129.3	36.623	77.5	2:50.162	77.44	2.775	13:15:09.166
17 -	51.980	113.1	1:22.750	125.6	37.506	77.6	2:52.236	76.51	4.849	13:18:01.402

# Silverstone Classic

## Royal Automobile Club Tourist Trophy for Historic Cars (Pre '63 GT)

### RACE 5 - SECTOR ANALYSIS



SECTOR 1 = FL to I1, SECTOR 2 = I1 to I2, SECTOR 3 = I2 to FL, DIFF = Difference To Personal Best Lap, P = Crossed Finish Line in Pit Lane, D = Time Disallowed

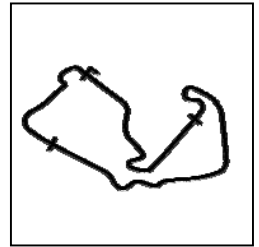
P5		2 D		WAKEMAN / FISKEN			Jaguar E-type				
IDEAL LAP TIME : 2:50.256		BEST LAP TIME : 2:50.417			DIFFERENCE : 0.161						
LAP	SECTOR 1	SECTOR 2		SECTOR 3		LAP TIME	MPH	DIFF	TIME OF DAY		
1 -		32.3	1:55.604	42.7	55.761	63.3	4:44.480	46.32	1:54.063	12:29:47.417	
2 -	1:01.540	88.3	1:33.350	107.5	39.142	74.2	3:14.032	67.91	23.615	12:33:01.449	
3 -	54.967	98.8	1:27.416	106.0	38.376	74.9	3:00.759	72.90	10.342	12:36:02.208	
4 -	53.959	99.1	1:26.719	112.0	38.526	77.6	2:59.204	73.53	8.787	12:39:01.412	
5 -	54.165	100.3	1:25.908	120.0	38.123	79.0	2:58.196	73.95	7.779	12:41:59.608	
6 -	54.401	97.5	1:25.778	121.1	37.550	79.0	2:57.729	74.14	7.312	12:44:57.337	
7 -	53.733	98.3	1:25.027	115.7	37.795	79.2	2:56.555	74.63	6.138	12:47:53.892	
8 -	53.883	99.2	1:25.125	112.5	39.340	78.5	2:58.348	73.88	7.931	12:50:52.240	
9 -	OUTLAP			108.7	39.206	75.3	4:35.041	47.91	1:44.624	12:55:27.281	
10 -	1:02.253	78.9	1:31.140	119.8	37.922	75.4	3:11.315	68.88	20.898	12:58:38.596	
11 -	53.888	106.1	1:25.707	122.2	36.770	80.0	2:56.365	74.71	5.948	13:01:34.961	
12 -	52.561	108.4	1:23.825	126.6	36.814	76.6	2:53.200 (3)	76.08	2.783	13:04:28.161	
13 -	52.035	109.1	1:23.988	121.1	37.620	73.5	2:53.643	75.89	3.226	13:07:21.804	
14 -	53.531	110.5	1:24.980	123.5	36.263	79.6	2:54.774	75.39	4.357	13:10:16.578	
15 -	52.758	117.1	1:24.849	126.1	36.248	81.0	2:53.855	75.79	3.438	13:13:10.433	
16 -	51.078	117.1	1:22.930	125.4	36.409	78.7	2:50.417 (1)	77.32		13:16:00.850	
17 -	52.049	117.1	1:23.406	126.6	37.458	80.4	2:52.913 (2)	76.21	2.496	13:18:53.763	

P6		133 C		BELL / THOMAS			Austin-Healey 3000				
IDEAL LAP TIME : 2:52.016		BEST LAP TIME : 2:52.860			DIFFERENCE : 0.844						
LAP	SECTOR 1	SECTOR 2		SECTOR 3		LAP TIME	MPH	DIFF	TIME OF DAY		
1 -		33.5	1:56.088	41.2	55.864	66.8	4:43.661	46.45	1:50.801	12:29:46.598	
2 -	58.228	96.4	1:30.010	114.7	38.880	71.8	3:07.118	70.42	14.258	12:32:53.716	
3 -	55.566	101.8	1:28.784	111.1	41.074	72.0	3:05.424	71.06	12.564	12:35:59.140	
4 -	55.385	104.0	1:27.233	119.6	37.964	70.7	3:00.582	72.97	7.722	12:38:59.722	
5 -	55.133	104.0	1:27.916	119.1	38.675	75.7	3:01.724	72.51	8.864	12:42:01.446	
6 -	54.760	106.0	1:27.118	118.7	38.462	75.9	3:00.340	73.07	7.480	12:45:01.786	
7 -	54.733	107.8	1:28.091	118.5	40.316	76.1	3:03.140	71.95	10.280	12:48:04.926	
8 -	55.512	104.0	1:28.766	119.6	38.852	74.6	3:03.130	71.95	10.270	12:51:08.056	
9 -	OUTLAP			93.9	38.222	77.2	4:31.455	48.54	1:38.595	12:55:39.511	
10 -	54.433	93.9	1:27.380	111.2	38.570	79.1	3:00.383	73.05	7.523	12:58:39.894	
11 -	52.977	110.3	1:24.344	120.4	37.249	78.3	2:54.570	75.48	1.710	13:01:34.464	
12 -	52.529	113.1	1:23.081	120.6	37.250	76.7	2:52.860 (1)	76.23		13:04:27.324	
13 -	52.260	105.6	1:24.359	118.5	37.624	73.5	2:54.243	75.62	1.383	13:07:21.567	
14 -	53.191	114.9	1:23.195	120.2	36.972	79.6	2:53.358 (3)	76.01	0.498	13:10:14.925	
15 -	52.572	106.8	1:23.316	119.8	37.047	79.2	2:52.935 (2)	76.20	0.075	13:13:07.860	
16 -	52.327	115.1	1:24.396	120.6	37.085	77.3	2:53.808	75.81	0.948	13:16:01.668	
17 -	52.844	113.1	1:22.784	121.1	37.995	76.9	2:53.623	75.89	0.763	13:18:55.291	

# Silverstone Classic

## Royal Automobile Club Tourist Trophy for Historic Cars (Pre '63 GT)

### RACE 5 - SECTOR ANALYSIS



SECTOR 1 = FL to I1, SECTOR 2 = I1 to I2, SECTOR 3 = I2 to FL, DIFF = Difference To Personal Best Lap, P = Crossed Finish Line in Pit Lane, D = Time Disallowed

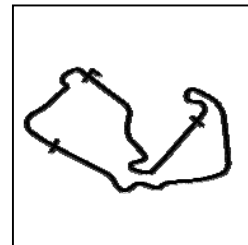
P7		19 INV		BECHTOLSHEIMER / LINDSAY			Tojeiro GT Tojeiro EE				
IDEAL LAP TIME : 2:47.923		BEST LAP TIME : 2:49.386			DIFFERENCE : 1.463						
LAP	SECTOR 1		SECTOR 2		SECTOR 3		LAP TIME	MPH	DIFF	TIME OF DAY	
1 -		35.6	1:57.600	46.2	56.613	53.0	4:40.839	46.92	1:51.453	12:29:43.776	
2 -	56.524	105.3	1:23.131	120.2	37.548	82.1	2:57.203	74.36	7.817	12:32:40.979	
3 -	51.585	108.5	1:22.134	119.1	<b>35.957</b>	83.0	2:49.676 (2)	77.66	0.290	12:35:30.655	
4 -	<b>51.154</b>	105.0	1:21.818	122.2	36.414	<b>84.3</b>	<b>2:49.386 (1)</b>	<b>77.79</b>		<b>12:38:20.041</b>	
5 -	51.162	106.8	<b>1:20.812</b>	130.3	44.387	82.1	2:56.361	74.72	6.975	12:41:16.402	
6 -	1:10.311	75.1	1:25.179	115.7	37.760	82.1	3:13.250	68.19	23.864	12:44:29.652	
7 -	53.427	98.9	1:22.660	126.1	37.961	83.1	2:54.048 (3)	75.71	4.662	12:47:23.700	
8 -	52.482	93.3	1:24.789	118.3	38.477	82.0	2:55.748	74.98	6.362	12:50:19.448	
9 -	53.030	105.0	<b>1:23.851</b>	<b>122.6</b>	<b>38.240</b>	<b>79.8</b>	<b>2:55.121</b>	75.24	5.735	<b>12:53:14.569</b>	
10 -	<b>OUTLAP</b>			106.0	40.538	78.5	5:04.092	43.33	2:14.706	12:58:18.661	
11 -	55.552	93.2	1:29.149	118.7	37.927	82.3	3:02.628	72.15	13.242	13:01:21.289	
12 -	53.053	106.0	1:24.529	118.1	37.945	76.6	2:55.527	75.07	6.141	13:04:16.816	
13 -	53.169	100.9	1:26.420	121.3	38.548	76.2	2:58.137	73.97	8.751	13:07:14.953	
14 -	54.058	108.2	1:23.642	125.4	37.581	81.6	2:55.281	75.18	5.895	13:10:10.234	
15 -	54.137	106.3	1:23.173	125.4	36.902	78.2	2:54.212	75.64	4.826	13:13:04.446	
16 -	53.696	<b>113.1</b>	1:25.987	114.3	38.238	78.5	2:57.921	74.06	8.535	13:16:02.367	
17 -	54.179	113.0	1:23.078	<b>130.5</b>	38.674	71.5	2:55.931	74.90	6.545	13:18:58.298	

P8		141 B		Gareth BURNETT			Porsche 356 Coupe GT				
IDEAL LAP TIME : 2:57.266		BEST LAP TIME : 2:58.602			DIFFERENCE : 1.336						
LAP	SECTOR 1		SECTOR 2		SECTOR 3		LAP TIME	MPH	DIFF	TIME OF DAY	
1 -		31.8	1:54.669	49.9	53.443	65.0	4:49.335	45.54	1:50.733	12:29:52.272	
2 -	59.467	98.5	1:30.282	113.7	38.237	73.1	3:07.986	70.09	9.384	12:33:00.258	
3 -	55.793	108.9	1:36.829	114.5	38.444	74.0	3:11.066	68.96	12.464	12:36:11.324	
4 -	54.432	102.4	1:27.408	116.7	37.939	74.8	2:59.779	73.29	1.177	12:39:11.103	
5 -	53.792	103.4	1:27.054	116.5	38.548	74.7	2:59.394	73.45	0.792	12:42:10.497	
6 -	54.169	105.0	1:26.777	<b>117.7</b>	<b>37.656</b>	75.9	<b>2:58.602 (1)</b>	<b>73.78</b>		<b>12:45:09.099</b>	
7 -	54.169	108.4	<b>1:26.082</b>	116.1	40.205	75.1	3:00.456	73.02	1.854	12:48:09.555	
8 -	54.751	108.4	1:26.740	112.9	38.528	75.5	3:00.019	73.20	1.417	12:51:09.574	
9 -	54.989	100.3	<b>1:29.333</b>	<b>111.6</b>	<b>39.825</b>	<b>69.8</b>	<b>3:04.147</b>	71.56	5.545	<b>12:54:13.721</b>	
10 -	<b>OUTLAP</b>			115.5	38.487	75.4	4:29.243	48.94	1:30.641	12:58:42.964	
11 -	53.833	102.9	1:29.136	116.3	37.741	74.8	3:00.710	72.92	2.108	13:01:43.674	
12 -	<b>53.528</b>	106.8	1:27.329	116.3	38.534	<b>76.6</b>	2:59.391	73.45	0.789	13:04:43.065	
13 -	53.674	<b>109.1</b>	1:26.850	116.5	38.433	76.2	2:58.957 (2)	73.63	0.355	13:07:42.022	
14 -	53.547	102.2	1:29.477	115.3	37.961	75.9	3:00.985	72.81	2.383	13:10:43.007	
15 -	53.995	107.8	1:26.635	116.5	38.668	74.8	2:59.298 (3)	73.49	0.696	13:13:42.305	
16 -	54.078	104.8	1:28.813	115.9	39.640	74.5	3:02.531	72.19	3.929	13:16:44.836	
17 -	54.544	99.7	1:27.602	116.5	38.579	74.4	3:00.725	72.91	2.123	13:19:45.561	

# Silverstone Classic

## Royal Automobile Club Tourist Trophy for Historic Cars (Pre '63 GT)

### RACE 5 - SECTOR ANALYSIS



SECTOR 1 = FL to I1, SECTOR 2 = I1 to I2, SECTOR 3 = I2 to FL, DIFF = Difference To Personal Best Lap, P = Crossed Finish Line in Pit Lane, D = Time Disallowed

P9 600 B		Sam TORDOFF				Porsche 356 1500S				
IDEAL LAP TIME : 2:57.805		BEST LAP TIME : 2:58.099				DIFFERENCE : 0.294				
LAP	SECTOR 1		SECTOR 2		SECTOR 3		LAP TIME	MPH	DIFF	TIME OF DAY
1 -		33.8	1:53.932	52.4	52.558	63.7	4:49.214	45.56	1:51.115	12:29:52.151
2 -	1:00.685	95.5	1:30.426	107.5	38.635	71.8	3:09.746	69.44	11.647	12:33:01.897
3 -	55.685	102.6	1:28.596	107.5	39.220	73.2	3:03.501	71.81	5.402	12:36:05.398
4 -	55.435	102.6	1:27.884	107.0	37.834	75.8	3:01.153	72.74	3.054	12:39:06.551
5 -	55.628	102.6	1:28.298	108.7	37.363	76.0	3:01.289	72.68	3.190	12:42:07.840
6 -	54.439	<b>103.4</b>	1:27.838	107.0	37.266	74.3	2:59.543 (2)	73.39	1.444	12:45:07.383
7 -	54.608	103.2	1:27.659	108.4	38.296	<b>76.3</b>	3:00.563	72.98	2.464	12:48:07.946
8 -	55.053	102.6	1:28.004	106.3	39.345	74.6	3:02.402	72.24	4.303	12:51:10.348
9 -	<b>OUTLAP</b>			<b>104.5</b>	<b>38.174</b>	<b>74.2</b>	<b>4:36.382</b>	47.67	1:38.283	<b>12:55:46.730</b>
10 -	<b>55.452</b>	<b>100.4</b>	1:29.540	107.2	37.891	75.6	3:02.883	72.05	4.784	12:58:49.613
11 -	54.513	101.0	1:27.840	107.7	38.928	67.9	3:01.281	72.69	3.182	13:01:50.894
12 -	56.087	102.1	1:26.729	108.0	37.403	<b>76.3</b>	3:00.219	73.12	2.120	13:04:51.113
13 -	54.232	<b>103.4</b>	<b>1:26.512</b>	<b>109.2</b>	37.355	74.7	<b>2:58.099 (1)</b>	<b>73.99</b>		<b>13:07:49.212</b>
14 -	54.771	101.5	1:28.624	107.3	<b>37.264</b>	75.4	3:00.659	72.94	2.560	13:10:49.871
15 -	54.725	101.9	1:26.909	109.1	37.969	75.5	2:59.603 (3)	73.37	1.504	13:13:49.474
16 -	<b>54.029</b>	<b>103.4</b>	1:27.085	104.6	39.990	74.8	3:01.104	72.76	3.005	13:16:50.578
17 -	54.542	101.6	1:27.940	106.0	37.767	75.0	3:00.249	73.10	2.150	13:19:50.827

P10 21 C		Karsten LE BLANC				Austin-Healey 3000				
IDEAL LAP TIME :		BEST LAP TIME : 2:57.642				DIFFERENCE :				
LAP	SECTOR 1		SECTOR 2		SECTOR 3		LAP TIME	MPH	DIFF	TIME OF DAY
1 -							4:47.743	45.79	1:50.101	12:29:50.680
2 -							3:18.325	66.44	20.683	12:33:09.005
3 -							3:04.320	71.49	6.678	12:36:13.325
4 -							3:03.078	71.97	5.436	12:39:16.403
5 -							3:02.708	72.12	5.066	12:42:19.111
6 -							3:02.473	72.21	4.831	12:45:21.584
7 -							3:00.102	73.16	2.460	12:48:21.686
8 -							2:59.143 (3)	73.56	1.501	12:51:20.829
9 -							<b>4:32.337</b>	48.38	1:34.695	<b>12:55:53.166</b>
10 -							3:00.515	73.00	2.873	12:58:53.681
11 -							<b>2:57.642 (1)</b>	<b>74.18</b>		<b>13:01:51.323</b>
12 -							3:01.069	72.77	3.427	13:04:52.392
13 -							2:58.769 (2)	73.71	1.127	13:07:51.161
14 -							3:00.213	73.12	2.571	13:10:51.374
15 -							2:59.355	73.47	1.713	13:13:50.729
16 -							3:08.431	69.93	10.789	13:16:59.160
17 -							3:06.068	70.82	8.426	13:20:05.228

P11 207 C		HARRIS / WILMOTH				Austin-Healey 3000				
IDEAL LAP TIME : 2:56.629		BEST LAP TIME : 2:56.629				DIFFERENCE : 0.000				
LAP	SECTOR 1		SECTOR 2		SECTOR 3		LAP TIME	MPH	DIFF	TIME OF DAY
1 -		31.9	1:56.257	47.5	53.248	65.0	4:46.665	45.96	1:50.036	12:29:49.602
2 -	1:13.499	91.3	1:30.096	111.6	39.113	75.6	3:22.708	65.00	26.079	12:33:12.310
3 -	56.979	97.2	1:26.808	120.4	38.463	77.2	3:02.250	72.30	5.621	12:36:14.560
4 -	54.095	99.5	1:27.923	120.9	37.574	78.4	2:59.592	73.37	2.963	12:39:14.152
5 -	53.945	99.8	1:27.291	122.0	38.334	78.4	2:59.570 (3)	73.38	2.941	12:42:13.722
6 -	<b>53.322</b>	100.6	<b>1:25.741</b>	119.8	<b>37.566</b>	77.5	<b>2:56.629 (1)</b>	<b>74.60</b>		<b>12:45:10.351</b>
7 -	1:16.545	97.1	1:25.777	117.7	38.086	<b>78.5</b>	3:20.408	65.75	23.779	12:48:30.759
8 -	54.041	104.0	1:26.304	<b>122.2</b>	38.125	77.0	2:58.470 (2)	73.83	1.841	12:51:29.229
9 -	<b>OUTLAP</b>			<b>90.1</b>	<b>43.155</b>	<b>70.4</b>	<b>4:40.772</b>	46.93	1:44.143	<b>12:56:10.001</b>
10 -	<b>59.733</b>	<b>82.2</b>	1:34.412	111.8	40.080	74.8	3:14.225	67.84	17.596	12:59:24.226
11 -	54.899	<b>108.9</b>	1:28.329	105.5	40.252	73.8	3:03.480	71.82	6.851	13:02:27.706
12 -	54.846	102.2	1:29.216	112.5	39.612	73.7	3:03.674	71.74	7.045	13:05:31.380
13 -	54.553	107.8	1:28.521	117.9	39.375	75.8	3:02.449	72.22	5.820	13:08:33.829
14 -	55.226	100.3	1:29.184	113.3	40.639	71.0	3:05.049	71.21	8.420	13:11:38.878
15 -	55.722	102.1	1:29.640	113.9	40.543	70.7	3:05.905	70.88	9.276	13:14:44.783
16 -	55.660	89.9	1:31.778	95.0	40.905	71.2	3:08.343	69.96	11.714	13:17:53.126

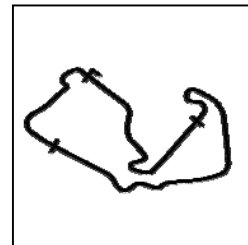
Weather / Track : Rain / Wet

Silverstone GP  
Circuit Length = 3.6604 miles  
Start: 12:25 Flag 13:17 End: 13:20

# Silverstone Classic

## Royal Automobile Club Tourist Trophy for Historic Cars (Pre '63 GT)

### RACE 5 - SECTOR ANALYSIS



SECTOR 1 = FL to I1, SECTOR 2 = I1 to I2, SECTOR 3 = I2 to FL, DIFF = Difference To Personal Best Lap, P = Crossed Finish Line in Pit Lane, D = Time Disallowed

P12 15 D		John BURTON				Jaguar E-type				
IDEAL LAP TIME : 2:58.672		BEST LAP TIME : 2:59.505				DIFFERENCE : 0.833				
LAP	SECTOR 1	SECTOR 2		SECTOR 3		LAP TIME	MPH	DIFF	TIME OF DAY	
1 -		32.8	1:55.940	50.1	53.811	63.7	4:44.703	46.28	1:45.198	12:29:47.640
2 -	1:00.271	93.2	1:29.325	109.1	39.260	72.7	3:08.856	69.77	9.351	12:32:56.496
3 -	54.979	102.4	1:28.099	113.5	40.295	65.6	3:03.373	71.86	3.868	12:35:59.869
4 -	55.259	101.9	1:27.337	115.1	38.675	74.3	3:01.271	72.69	1.766	12:39:01.140
5 -	54.730	94.7	1:28.616	113.7	38.672	74.8	3:02.018	72.39	2.513	12:42:03.158
6 -	<b>53.690</b>	107.7	1:27.007	117.5	38.882	76.6	2:59.579 (2)	73.38	0.074	12:45:02.737
7 -	54.980	105.8	1:27.224	114.1	38.535	75.4	3:00.739	72.91	1.234	12:48:03.476
8 -	OUTLAP			113.5	<b>40.779</b>	<b>65.4</b>	<b>4:32.765</b>	48.31	1:33.260	<b>12:52:36.241</b>
9 -	<b>1:14.256</b>	<b>31.4</b>	<b>2:39.775</b>	<b>98.3</b>	41.918	73.5	4:35.949	47.75	1:36.444	12:57:12.190
10 -	55.553	104.5	1:27.154	112.7	40.879	76.0	3:03.586	71.77	4.081	13:00:15.776
11 -	55.267	104.6	1:27.212	113.3	38.480	<b>77.4</b>	3:00.959	72.82	1.454	13:03:16.735
12 -	54.042	98.2	1:26.906	120.6	39.140	73.3	3:00.088	73.17	0.583	13:06:16.823
13 -	55.962	105.0	1:27.915	114.7	38.738	76.5	3:02.615	72.16	3.110	13:09:19.438
14 -	55.260	100.0	1:28.232	107.8	39.636	74.1	3:03.128	71.95	3.623	13:12:22.566
15 -	54.523	101.3	<b>1:26.548</b>	<b>121.5</b>	<b>38.434</b>	76.5	<b>2:59.505 (1)</b>	<b>73.41</b>		<b>13:15:22.071</b>
16 -	53.867	<b>107.8</b>	1:27.187	112.5	38.650	70.7	2:59.704 (3)	73.33	0.199	13:18:21.775

P13 118 C		RAWE / SANZ DE ACEDO				Triumph TR4				
IDEAL LAP TIME : 3:00.256		BEST LAP TIME : 3:01.136				DIFFERENCE : 0.880				
LAP	SECTOR 1	SECTOR 2		SECTOR 3		LAP TIME	MPH	DIFF	TIME OF DAY	
1 -		36.9	1:54.378	52.9	53.836	61.5	4:52.205	45.09	1:51.069	12:29:55.142
2 -	59.132	89.4	1:32.460	100.9	40.652	69.3	3:12.244	68.54	11.108	12:33:07.386
3 -	56.000	103.2	1:29.597	105.1	39.412	<b>74.4</b>	3:05.009	71.22	3.873	12:36:12.395
4 -	55.267	102.2	1:29.432	107.0	38.669	73.4	3:03.368	71.86	2.232	12:39:15.763
5 -	55.009	101.8	1:28.553	110.1	39.083	73.9	3:02.645	72.14	1.509	12:42:18.408
6 -	55.229	102.9	<b>1:27.303</b>	110.7	<b>38.604</b>	74.3	<b>3:01.136 (1)</b>	<b>72.75</b>		<b>12:45:19.544</b>
7 -	<b>54.349</b>	103.5	1:28.177	<b>112.0</b>	39.268	73.6	3:01.794 (2)	72.48	0.658	12:48:21.338
8 -	55.498	<b>105.1</b>	1:27.672	110.1	39.281	73.0	3:02.451 (3)	72.22	1.315	12:51:23.789
9 -	OUTLAP			<b>80.6</b>	<b>44.808</b>	<b>67.1</b>	<b>4:43.169</b>	46.53	1:42.033	<b>12:56:06.958</b>
10 -	<b>1:01.088</b>	<b>85.7</b>	1:36.558	101.9	41.434	69.2	3:19.080	66.19	17.944	12:59:26.038
11 -	58.020	93.4	1:32.865	105.8	41.030	70.8	3:11.915	68.66	10.779	13:02:37.953
12 -	58.952	97.9	1:32.359	110.1	40.551	71.4	3:11.862	68.68	10.726	13:05:49.815
13 -	57.125	99.8	1:32.106	100.1	40.456	72.8	3:09.687	69.47	8.551	13:08:59.502
14 -	58.671	93.2	1:32.653	104.5	40.617	73.3	3:11.941	68.65	10.805	13:12:11.443
15 -	57.375	99.4	1:32.097	109.8	40.884	70.7	3:10.356	69.22	9.220	13:15:21.799
16 -	58.033	98.9	1:32.205	103.7	41.226	71.8	3:11.464	68.82	10.328	13:18:33.263

P14 25 A		O'CONNELL / WATSON				Lotus Elite				
IDEAL LAP TIME : 2:59.148		BEST LAP TIME : 3:00.541				DIFFERENCE : 1.393				
LAP	SECTOR 1	SECTOR 2		SECTOR 3		LAP TIME	MPH	DIFF	TIME OF DAY	
1 -		34.7	1:53.646	72.7	50.132	66.1	4:49.481	45.52	1:48.940	12:29:52.418
2 -	58.165	96.4	1:29.209	106.5	37.922	72.7	3:05.296	71.11	4.755	12:32:57.714
3 -	55.226	<b>101.6</b>	1:28.023	<b>107.5</b>	38.422	69.8	3:01.671	72.53	1.130	12:35:59.385
4 -	55.402	100.6	1:27.380	103.0	37.759	73.5	<b>3:00.541 (1)</b>	<b>72.99</b>		<b>12:38:59.926</b>
5 -	56.047	89.8	1:28.373	105.5	37.578	<b>76.0</b>	3:01.998	72.40	1.457	12:42:01.924
6 -	55.469	100.3	1:28.646	106.8	37.366	72.3	3:01.481 (3)	72.61	0.940	12:45:03.405
7 -	56.627	99.2	<b>1:26.788</b>	106.8	38.385	72.6	3:01.800	72.48	1.259	12:48:05.205
8 -	56.071	98.1	1:27.671	104.8	<b>37.329</b>	75.4	3:01.071 (2)	72.77	0.530	12:51:06.276
9 -	<b>55.031</b>	98.5	<b>1:29.370</b>	<b>103.5</b>	<b>38.558</b>	<b>74.4</b>	<b>3:02.959</b>	72.02	2.418	<b>12:54:09.235</b>
10 -	OUTLAP			101.3	42.851	70.4	4:47.085	45.90	1:46.544	12:58:56.320
11 -	1:02.011	88.8	1:37.972	101.5	42.453	70.5	3:22.436	65.09	21.895	13:02:18.756
12 -	1:00.136	85.8	1:38.165	101.5	42.194	68.9	3:20.495	65.72	19.954	13:05:39.251
13 -	1:00.462	93.4	1:36.154	102.6	41.593	69.7	3:18.209	66.48	17.668	13:08:57.460
14 -	1:01.154	92.8	1:35.563	103.4	41.685	69.9	3:18.402	66.41	17.861	13:12:15.862
15 -	1:01.762	88.7	1:37.235	103.0	41.550	69.3	3:20.547	65.70	20.006	13:15:36.409
16 -	1:00.112	93.4	1:36.864	102.6	43.120	69.4	3:20.096	65.85	19.555	13:18:56.505

Weather / Track : Rain / Wet

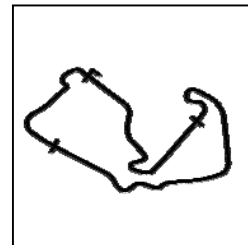
Silverstone GP  
Circuit Length = 3.6604 miles  
Start: 12:25 Flag 13:17 End: 13:20



# Silverstone Classic

## Royal Automobile Club Tourist Trophy for Historic Cars (Pre '63 GT)

### RACE 5 - SECTOR ANALYSIS



SECTOR 1 = FL to I1, SECTOR 2 = I1 to I2, SECTOR 3 = I2 to FL, DIFF = Difference To Personal Best Lap, P = Crossed Finish Line in Pit Lane, D = Time Disallowed

P15 100 C		THORNE / TODD				Austin-Healey 3000				
IDEAL LAP TIME : 2:56.909		BEST LAP TIME : 2:57.242				DIFFERENCE : 0.333				
LAP	SECTOR 1	SECTOR 2		SECTOR 3		LAP TIME	MPH	DIFF	TIME OF DAY	
1 -		31.8	1:56.361	48.1	53.208	65.9	4:45.675	46.12	1:48.433	12:29:48.612
2 -	59.774	87.3	1:29.304	114.7	39.507	72.3	3:08.585	69.87	11.343	12:32:57.197
3 -	54.417	97.3	1:27.534	110.0	39.449	73.5	3:01.400	72.64	4.158	12:35:58.597
4 -	53.609	105.3	<b>1:25.846</b>	117.3	37.787	77.2	<b>2:57.242 (1)</b>	<b>74.34</b>		<b>12:38:55.839</b>
5 -	1:04.534	99.8	1:26.439	118.9	<b>37.553</b>	77.0	3:08.526	69.89	11.284	12:42:04.365
6 -	53.700	102.4	1:26.234	119.8	38.803	<b>77.4</b>	2:58.737 (2)	73.72	1.495	12:45:03.102
7 -	54.650	<b>109.8</b>	1:26.930	<b>120.4</b>	38.311	75.6	2:59.891 (3)	73.25	2.649	12:48:02.993
8 -	OUTLAP		103.8		<b>43.145</b>	<b>68.6</b>	<b>4:34.846</b>	47.94	1:37.604	<b>12:52:37.839</b>
9 -	<b>1:13.883</b>	<b>30.8</b>	<b>2:39.471</b>	<b>93.8</b>	42.145	70.7	4:35.499	47.83	1:38.257	12:57:13.338
10 -	57.476	91.4	1:34.538	114.1	40.226	71.9	3:12.240	68.54	14.998	13:00:25.578
11 -	58.153	92.5	1:32.617	101.5	40.547	70.4	3:11.317	68.87	14.075	13:03:36.895
12 -	56.383	102.9	1:31.402	110.7	40.207	74.4	3:07.992	70.09	10.750	13:06:44.887
13 -	55.559	106.0	1:28.349	115.9	39.803	70.6	3:03.711	71.73	6.469	13:09:48.598
14 -	55.077	104.8	1:28.204	117.3	39.704	71.6	3:02.985	72.01	5.743	13:12:51.583
15 -	55.488	108.2	1:27.668	114.9	39.464	71.6	3:02.620	72.15	5.378	13:15:54.203
16 -	55.412	104.3	1:28.409	113.7	40.328	68.4	3:04.149	71.56	6.907	13:18:58.352

P16 74 D		MI. WRIGLEY / MA. WRIGLEY				Jaguar E-type				
IDEAL LAP TIME : 3:01.345		BEST LAP TIME : 3:02.443				DIFFERENCE : 1.098				
LAP	SECTOR 1	SECTOR 2		SECTOR 3		LAP TIME	MPH	DIFF	TIME OF DAY	
1 -		31.1	1:54.874	42.7	53.691	65.0	4:47.223	45.87	1:44.780	12:29:50.160
2 -	1:14.686	90.3	1:34.324	117.5	39.581	72.1	3:28.591	63.17	26.148	12:33:18.751
3 -	56.204	97.8	1:32.098	114.7	39.705	72.9	3:08.007	70.09	5.564	12:36:26.758
4 -	55.544	92.1	1:30.623	113.3	39.755	73.4	3:05.922	70.87	3.479	12:39:32.680
5 -	<b>55.434</b>	100.4	1:28.464	118.7	56.129	70.4	3:20.027	65.88	17.584	12:42:52.707
6 -	57.788	95.7	1:30.981	110.3	39.740	74.9	3:08.509	69.90	6.066	12:46:01.216
7 -	56.424	100.3	1:30.452	111.8	40.366	74.3	3:07.242	70.37	4.799	12:49:08.458
8 -	OUTLAP			<b>102.9</b>	<b>42.903</b>	<b>70.1</b>	<b>4:46.406</b>	46.01	1:43.963	<b>12:53:54.864</b>
9 -	<b>59.085</b>	<b>97.9</b>	<b>1:40.490</b>	<b>94.1</b>	41.601	71.8	3:21.176	65.50	18.733	12:57:16.040
10 -	58.065	94.2	1:36.034	102.1	41.178	73.1	3:15.277	67.48	12.834	13:00:31.317
11 -	58.472	90.9	1:33.018	109.2	39.505	73.9	3:10.995	68.99	8.552	13:03:42.312
12 -	56.802	104.8	1:30.626	118.3	39.283	71.3	3:06.711	70.57	4.268	13:06:49.023
13 -	56.097	104.2	1:29.031	119.6	39.147	72.0	3:04.275 (2)	71.51	1.832	13:09:53.298
14 -	56.660	104.2	<b>1:27.130</b>	<b>120.4</b>	40.507	75.4	3:04.297 (3)	71.50	1.854	13:12:57.595
15 -	56.132	105.0	1:27.530	118.7	<b>38.781</b>	73.6	<b>3:02.443 (1)</b>	<b>72.22</b>		<b>13:16:00.038</b>
16 -	58.233	<b>106.8</b>	1:27.488	117.9	39.332	<b>76.0</b>	3:05.053	71.21	2.610	13:19:05.091

P17 68 A		FINBURGH / GORDON				Lotus Elite				
IDEAL LAP TIME : 2:58.760		BEST LAP TIME : 3:00.173				DIFFERENCE : 1.413				
LAP	SECTOR 1	SECTOR 2		SECTOR 3		LAP TIME	MPH	DIFF	TIME OF DAY	
1 -		29.3	1:55.434	46.0	53.060	64.0	4:48.129	45.73	1:47.956	12:29:51.066
2 -	59.040	96.1	1:28.834	102.4	38.635	69.3	3:06.509	70.65	6.336	12:32:57.575
3 -	55.801	93.4	1:30.001	107.8	38.222	74.8	3:04.024	71.60	3.851	12:36:01.599
4 -	<b>54.746</b>	101.9	1:30.388	105.0	37.503	74.3	3:02.637 (3)	72.15	2.464	12:39:04.236
5 -	55.426	99.1	1:28.341	<b>110.1</b>	<b>37.440</b>	<b>76.5</b>	3:01.207 (2)	72.72	1.034	12:42:05.443
6 -	55.762	<b>103.0</b>	<b>1:26.574</b>	109.6	37.837	76.0	<b>3:00.173 (1)</b>	<b>73.13</b>		<b>12:45:05.616</b>
7 -	OUTLAP			102.9	57.380	67.7	5:04.053	43.34	2:03.880	12:50:09.669
8 -	59.771	96.4	<b>1:37.801</b>	<b>105.5</b>	<b>42.711</b>	<b>68.6</b>	<b>3:20.283</b>	65.79	20.110	<b>12:53:29.952</b>
9 -	<b>58.369</b>	<b>92.8</b>	<b>2:04.298</b>	<b>82.7</b>	41.416	67.7	3:44.083	58.80	43.910	12:57:14.035
10 -	58.575	92.5	1:37.057	105.6	40.316	70.7	3:15.948	67.25	15.775	13:00:29.983
11 -	58.246	94.3	1:35.877	100.3	40.051	69.0	3:14.174	67.86	14.001	13:03:44.157
12 -	59.087	97.5	1:33.190	106.3	39.935	71.1	3:12.212	68.55	12.039	13:06:56.369
13 -	57.619	96.9	1:31.342	106.6	40.987	71.7	3:09.948	69.37	9.775	13:10:06.317
14 -	58.716	95.8	1:34.390	105.8	40.368	71.5	3:13.474	68.11	13.301	13:13:19.791
15 -	56.872	99.7	1:29.934	106.6	39.596	74.1	3:06.402	70.69	6.229	13:16:26.193
16 -	56.774	99.7	1:29.883	107.3	39.281	73.4	3:05.938	70.87	5.765	13:19:32.131

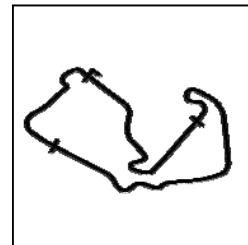
Weather / Track : Rain / Wet

Silverstone GP  
Circuit Length = 3.6604 miles  
Start: 12:25 Flag 13:17 End: 13:20

# Silverstone Classic

## Royal Automobile Club Tourist Trophy for Historic Cars (Pre '63 GT)

### RACE 5 - SECTOR ANALYSIS



SECTOR 1 = FL to I1, SECTOR 2 = I1 to I2, SECTOR 3 = I2 to FL, DIFF = Difference To Personal Best Lap, P = Crossed Finish Line in Pit Lane, D = Time Disallowed

P18 44 C		A.DRABBLE / S.DRABBLE				Reliant Sabre Six				
IDEAL LAP TIME : 3:00.731		BEST LAP TIME : 3:00.740				DIFFERENCE : 0.009				
LAP	SECTOR 1	SECTOR 2		SECTOR 3		LAP TIME	MPH	DIFF	TIME OF DAY	
1 -		34.5	1:53.693	48.9	53.853	62.2	4:49.009	45.59	1:48.269	12:29:51.946
2 -	59.588	93.2	1:33.993	99.1	38.935	73.2	3:12.516	68.45	11.776	12:33:04.462
3 -	55.754	91.1	1:30.249	110.9	<b>38.228</b>	73.4	3:04.231 (2)	71.52	3.491	12:36:08.693
4 -	54.889	96.9	<b>1:27.618</b>	<b>111.8</b>	38.233	<b>75.6</b>	<b>3:00.740 (1)</b>	<b>72.91</b>		<b>12:39:09.433</b>
5 -	<b>54.885</b>	<b>103.5</b>	1:45.947	110.9	39.085	73.5	3:19.917	65.91	19.177	12:42:29.350
6 -	55.682	<b>103.5</b>	1:33.909	108.5	39.086	73.1	3:08.677	69.84	7.937	12:45:38.027
7 -	56.285	87.0	1:30.864	109.6	39.517	74.3	3:06.666 (3)	70.59	5.926	12:48:44.693
8 -	55.790	88.7	1:36.545	111.4	39.895	73.9	3:12.230	68.55	11.490	12:51:56.923
9 -	<b>OUTLAP</b>			<b>87.7</b>	43.685	63.2	5:23.617	40.72	2:22.877	12:57:20.540
10 -	1:00.023	83.3	1:35.301	101.5	43.573	65.0	3:18.897	66.25	18.157	13:00:39.437
11 -	59.412	90.3	1:34.364	98.6	41.852	68.2	3:15.628	67.36	14.888	13:03:55.065
12 -	58.689	90.6	1:34.711	102.2	41.343	65.9	3:14.743	67.66	14.003	13:07:09.808
13 -	1:00.382	88.1	1:33.968	107.2	40.664	67.7	3:15.014	67.57	14.274	13:10:24.822
14 -	58.607	96.4	1:33.049	101.0	40.898	67.2	3:12.554	68.43	11.814	13:13:37.376
15 -	57.980	93.0	1:34.452	100.1	42.000	67.1	3:14.432	67.77	13.692	13:16:51.808
16 -	57.876	94.2	1:31.460	109.4	40.403	66.7	3:09.739	69.45	8.999	13:20:01.547

P19 129 D		Rick WILLMOTT				Jaguar XK150 FHC				
IDEAL LAP TIME : 3:07.396		BEST LAP TIME : 3:08.673				DIFFERENCE : 1.277				
LAP	SECTOR 1	SECTOR 2		SECTOR 3		LAP TIME	MPH	DIFF	TIME OF DAY	
1 -		40.6	1:54.987	68.5	51.260	61.3	4:56.367	44.46	1:47.694	12:29:59.304
2 -	1:00.818	87.6	1:37.408	102.4	43.110	64.5	3:21.336	65.45	12.663	12:33:20.640
3 -	58.766	91.0	1:35.436	101.9	41.813	68.6	3:16.015	67.22	7.342	12:36:36.655
4 -	57.649	95.3	1:34.392	105.6	44.180	62.9	3:16.221	67.15	7.548	12:39:52.876
5 -	58.304	95.3	1:33.869	102.1	41.939	68.8	3:14.112	67.88	5.439	12:43:06.988
6 -	57.635	99.4	1:33.928	105.3	41.785	68.1	3:13.348	68.15	4.675	12:46:20.336
7 -	58.294	96.1	1:33.109	106.1	42.105	67.9	3:13.508	68.09	4.835	12:49:33.844
8 -	<b>OUTLAP</b>			<b>94.5</b>	<b>43.288</b>	<b>66.5</b>	<b>4:55.953</b>	44.52	1:47.280	<b>12:54:29.797</b>
9 -	<b>58.381</b>	<b>85.9</b>	<b>1:35.362</b>	<b>98.9</b>	41.422	71.0	3:15.165	67.52	6.492	12:57:44.962
10 -	58.106	95.4	1:32.434	<b>110.7</b>	<b>40.680</b>	70.4	3:11.220	68.91	2.547	13:00:56.182
11 -	57.331	96.5	1:32.354	110.1	41.417	69.9	3:11.102	68.95	2.429	13:04:07.284
12 -	57.456	97.1	1:35.738	99.5	42.218	66.7	3:15.412	67.43	6.739	13:07:22.696
13 -	57.945	<b>99.5</b>	<b>1:29.857</b>	109.4	40.871	67.0	<b>3:08.673 (1)</b>	<b>69.84</b>		<b>13:10:31.369</b>
14 -	56.903	97.8	1:31.591	102.2	40.991	<b>71.6</b>	3:09.485 (2)	69.54	0.812	13:13:40.854
15 -	57.195	95.4	1:33.272	96.6	42.224	66.7	3:12.691	68.38	4.018	13:16:53.545
16 -	<b>56.859</b>	91.6	1:31.858	103.4	41.113	67.5	3:09.830 (3)	69.41	1.157	13:20:03.375

P20 82 D		Bob BINFIELD				Jaguar E-type Series 1				
IDEAL LAP TIME : 3:04.885		BEST LAP TIME : 3:06.786				DIFFERENCE : 1.901				
LAP	SECTOR 1	SECTOR 2		SECTOR 3		LAP TIME	MPH	DIFF	TIME OF DAY	
1 -		33.0	1:54.523	49.1	53.875	64.5	4:48.536	45.67	1:41.750	12:29:51.473
2 -	1:02.093	89.9	1:35.507	108.2	42.121	70.8	3:19.721	65.98	12.935	12:33:11.194
3 -	57.113	101.8	1:45.279	113.5	40.599	72.3	3:22.991	64.91	16.205	12:36:34.185
4 -	57.553	99.8	1:32.105	113.5	40.993	71.2	3:10.651	69.11	3.865	12:39:44.836
5 -	56.871	100.3	1:32.159	<b>116.7</b>	41.023	71.0	3:10.053	69.33	3.267	12:42:54.889
6 -	57.171	97.3	1:31.608	115.3	40.818	72.7	3:09.597	69.50	2.811	12:46:04.486
7 -	56.948	102.2	1:33.452	113.5	41.534	71.0	3:11.934	68.65	5.148	12:49:16.420
8 -	56.947	105.6	1:33.615	107.7	<b>43.168</b>	<b>70.7</b>	<b>3:13.730</b>	68.02	6.944	<b>12:52:30.150</b>
9 -	<b>OUTLAP</b>			106.0	42.661	70.2	5:29.942	39.93	2:23.156	12:58:00.092
10 -	59.361	96.1	1:33.581	113.9	40.490	73.1	3:13.432	68.12	6.646	13:01:13.524
11 -	56.529	103.4	1:31.840	107.3	41.234	72.4	3:09.603	69.50	2.817	13:04:23.127
12 -	56.545	103.2	1:32.290	106.1	41.547	72.3	3:10.382	69.21	3.596	13:07:33.509
13 -	57.137	101.0	1:31.020	115.5	40.677	<b>73.9</b>	3:08.834	69.78	2.048	13:10:42.343
14 -	58.363	95.1	1:29.932	115.7	<b>39.871</b>	72.3	3:08.166 (3)	70.03	1.380	13:13:50.509
15 -	<b>55.230</b>	<b>106.6</b>	1:31.109	115.7	41.333	69.9	3:07.672 (2)	70.21	0.886	13:16:58.181
16 -	55.361	101.5	<b>1:29.784</b>	112.4	41.641	69.1	<b>3:06.786 (1)</b>	<b>70.55</b>		<b>13:20:04.967</b>

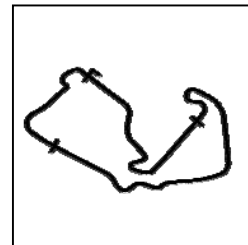
Weather / Track : Rain / Wet

Silverstone GP  
Circuit Length = 3.6604 miles  
Start: 12:25 Flag 13:17 End: 13:20

# Silverstone Classic

## Royal Automobile Club Tourist Trophy for Historic Cars (Pre '63 GT)

### RACE 5 - SECTOR ANALYSIS



SECTOR 1 = FL to I1, SECTOR 2 = I1 to I2, SECTOR 3 = I2 to FL, DIFF = Difference To Personal Best Lap, P = Crossed Finish Line in Pit Lane, D = Time Disallowed

P21 49 C		Chris WOODGATE					Aston Martin DB3				
IDEAL LAP TIME : 3:08.705		BEST LAP TIME : 3:09.840					DIFFERENCE : 1.135				
LAP	SECTOR 1	SECTOR 2		SECTOR 3		LAP TIME	MPH	DIFF	TIME OF DAY		
1 -		43.0	1:55.215	83.1	49.471	61.2	4:56.726	44.41	1:46.886	12:29:59.663	
2 -	1:04.925	80.8	1:38.445	101.9	42.496	64.2	3:25.866	64.01	16.026	12:33:25.529	
3 -	59.545	95.7	1:35.073	106.0	40.170	72.2	3:14.788	67.65	4.948	12:36:40.317	
4 -	57.590	96.8	1:33.142	103.5	40.892	69.1	3:11.624	68.76	1.784	12:39:51.941	
5 -	58.069	96.5	1:32.850	106.5	40.680	<b>73.1</b>	3:11.599	68.77	1.759	12:43:03.540	
6 -	58.393	<b>97.8</b>	1:33.080	<b>106.8</b>	39.917	70.8	3:11.390	68.85	1.550	12:46:14.930	
7 -	57.552	97.3	1:32.271	105.0	41.959	71.9	3:11.782	68.71	1.942	12:49:26.712	
8 -	58.655	95.7	1:33.039	106.5	<b>40.081</b>	<b>67.9</b>	<b>3:11.775</b>	68.71	1.935	<b>12:52:38.487</b>	
9 -	<b>OUTLAP</b>			100.1	40.768	72.8	5:28.492	40.11	2:18.652	12:58:06.979	
10 -	57.794	97.5	1:32.742	106.3	<b>39.304</b>	<b>73.1</b>	<b>3:09.840 (1)</b>	<b>69.41</b>		<b>13:01:16.819</b>	
11 -	58.009	91.5	1:32.694	105.1	39.579	72.7	3:10.282 (3)	69.25	0.442	13:04:27.101	
12 -	58.350	<b>97.8</b>	<b>1:32.182</b>	101.3	39.710	72.6	3:10.242 (2)	69.26	0.402	13:07:37.343	
13 -	<b>57.219</b>	96.4	1:33.507	105.6	39.981	<b>73.1</b>	3:10.707	69.09	0.867	13:10:48.050	
14 -	59.456	97.6	1:32.641	101.6	40.428	71.8	3:12.525	68.44	2.685	13:14:00.575	
15 -	57.362	95.7	1:32.628	98.5	41.909	69.2	3:11.899	68.67	2.059	13:17:12.474	
16 -	57.905	96.1	1:34.213	101.6	40.646	70.4	3:12.764	68.36	2.924	13:20:25.238	

P22 22 INV		GOBLE / MILLER					Aston Martin DB4 GT				
IDEAL LAP TIME : 2:58.314		BEST LAP TIME : 2:58.581					DIFFERENCE : 0.267				
LAP	SECTOR 1	SECTOR 2		SECTOR 3		LAP TIME	MPH	DIFF	TIME OF DAY		
1 -		29.8	1:54.972	48.3	54.053	65.3	4:46.581	45.98	1:48.000	12:29:49.518	
2 -	1:00.633	88.4	1:34.685	109.1	38.898	73.1	3:14.216	67.85	15.635	12:33:03.734	
3 -	54.864	99.4	1:28.306	115.1	39.869	69.3	3:03.039	71.99	4.458	12:36:06.773	
4 -	54.893	103.4	1:28.157	112.4	39.223	75.3	3:02.273	72.29	3.692	12:39:09.046	
5 -	<b>53.688</b>	102.2	1:28.766	112.5	38.600	76.0	3:01.054 (2)	72.78	2.473	12:42:10.100	
6 -	53.955	<b>115.5</b>	<b>1:26.467</b>	111.8	<b>38.159</b>	<b>77.1</b>	<b>2:58.581 (1)</b>	<b>73.79</b>		<b>12:45:08.681</b>	
7 -	55.233	107.7	1:27.340	<b>121.7</b>	39.271	76.0	3:01.844 (3)	72.46	3.263	12:48:10.525	
8 -	54.248	102.4	1:27.787	116.7	40.091	73.9	3:02.126	72.35	3.545	12:51:12.651	
9 -	<b>54.019</b>	<b>110.1</b>	<b>1:28.285</b>	<b>105.8</b>	<b>40.131</b>	<b>73.6</b>	<b>3:02.435</b>	72.23	3.854	<b>12:54:15.086</b>	
10 -	<b>56.507</b>	<b>93.3</b>	<b>1:30.325</b>	<b>108.0</b>	41.551	68.4	3:08.383	69.95	9.802	12:57:23.469	
11 -	<b>OUTLAP</b>			84.4	51.483	59.7	5:11.544	42.29	2:12.963	13:02:35.013	
12 -	1:08.049	82.8	1:46.952	93.0	46.768	63.1	3:41.769	59.42	43.188	13:06:16.782	
13 -	1:06.226	85.3	1:43.295	95.5	46.848	65.6	3:36.369	60.90	37.788	13:09:53.151	
14 -	1:03.540	87.0	1:44.361	83.8	45.882	66.7	3:33.783	61.64	35.202	13:13:26.934	
15 -	1:02.028	91.5	1:42.741	82.4	47.664	57.5	3:32.433	62.03	33.852	13:16:59.367	
16 -	1:03.699	86.3	1:41.572	92.9	46.072	63.3	3:31.343	62.35	32.762	13:20:30.710	

P23 14 A		Paul GARSIDE					Lotus Elite				
IDEAL LAP TIME : 3:06.137		BEST LAP TIME : 3:07.579					DIFFERENCE : 1.442				
LAP	SECTOR 1	SECTOR 2		SECTOR 3		LAP TIME	MPH	DIFF	TIME OF DAY		
1 -		40.1	1:55.844	83.4	51.004	60.2	4:56.013	44.51	1:48.434	12:29:58.950	
2 -	1:06.942	81.8	1:37.956	96.1	42.471	63.9	3:27.369	63.54	19.790	12:33:26.319	
3 -	1:01.059	96.0	1:33.500	102.9	41.622	66.4	3:16.181	67.17	8.602	12:36:42.500	
4 -	1:00.358	96.9	1:32.188	107.3	40.418	69.1	3:12.964	68.29	5.385	12:39:55.464	
5 -	58.489	99.5	1:32.857	107.7	41.573	68.1	3:12.919	68.30	5.340	12:43:08.383	
6 -	58.932	99.4	1:32.867	108.0	40.512	68.6	3:12.311	68.52	4.732	12:46:20.694	
7 -	59.519	99.7	1:32.811	106.8	42.490	64.2	3:14.820	67.64	7.241	12:49:35.514	
8 -	59.558	97.2	<b>1:32.734</b>	<b>106.5</b>	<b>41.251</b>	<b>66.9</b>	<b>3:13.543</b>	68.08	5.964	<b>12:52:49.057</b>	
9 -	<b>OUTLAP</b>			102.1	41.600	69.3	5:25.413	40.49	2:17.834	12:58:14.470	
10 -	58.762	97.6	1:34.063	106.5	39.835	70.7	3:12.660	68.39	5.081	13:01:27.130	
11 -	57.563	98.5	1:31.974	106.8	40.033	72.6	3:09.570 (3)	69.51	1.991	13:04:36.700	
12 -	<b>57.233</b>	<b>100.7</b>	1:31.504	106.1	39.305	<b>72.9</b>	3:08.042 (2)	70.07	0.463	13:07:44.742	
13 -	57.518	97.9	1:32.510	102.2	41.535	66.7	3:11.563	68.79	3.984	13:10:56.305	
14 -	58.675	99.7	<b>1:30.058</b>	<b>108.5</b>	<b>38.846</b>	71.7	<b>3:07.579 (1)</b>	<b>70.25</b>		<b>13:14:03.884</b>	
15 -	1:08.220	98.9	1:30.711	99.4	42.018	70.2	3:20.949	65.57	13.370	13:17:24.833	
16 -	58.983	98.1	1:32.364	105.1	41.124	68.8	3:12.471	68.46	4.892	13:20:37.304	

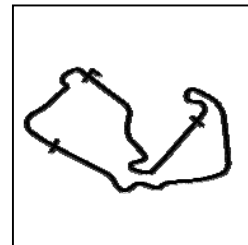
Weather / Track : Rain / Wet

Silverstone GP  
Circuit Length = 3.6604 miles  
Start: 12:25 Flag 13:17 End: 13:20

# Silverstone Classic

## Royal Automobile Club Tourist Trophy for Historic Cars (Pre '63 GT)

### RACE 5 - SECTOR ANALYSIS



SECTOR 1 = FL to I1, SECTOR 2 = I1 to I2, SECTOR 3 = I2 to FL, DIFF = Difference To Personal Best Lap, P = Crossed Finish Line in Pit Lane, D = Time Disallowed

P24 99 B		GURNEY / COLES				Morgan Plus 4 Supersports				
IDEAL LAP TIME : 3:06.342		BEST LAP TIME : 3:06.417				DIFFERENCE : 0.075				
LAP	SECTOR 1	SECTOR 2		SECTOR 3		LAP TIME	MPH	DIFF	TIME OF DAY	
1 -		38.9	1:54.496	75.4	52.997	60.9	4:55.233	44.63	1:48.816	12:29:58.170
2 -	1:00.994	87.2	1:34.561	104.6	41.856	69.3	3:17.411	66.75	10.994	12:33:15.581
3 -	58.698	98.9	1:33.564	108.4	40.635	67.9	3:12.897	68.31	6.480	12:36:28.478
4 -	57.111	101.5	1:30.173	110.3	40.313	72.7	3:07.597 (2)	70.24	1.180	12:39:36.075
5 -	57.577	<b>102.9</b>	1:30.235	<b>112.7</b>	<b>39.886</b>	72.8	3:07.698 (3)	70.20	1.281	12:42:43.773
6 -	<b>56.845</b>	102.6	<b>1:29.611</b>	111.6	39.961	70.8	<b>3:06.417 (1)</b>	<b>70.68</b>		<b>12:45:50.190</b>
7 -	56.995	99.8	1:30.262	108.7	41.699	<b>74.2</b>	3:08.956	69.74	2.539	12:48:59.146
8 -	57.494	97.1	1:32.717	110.7	<b>40.477</b>	<b>70.1</b>	<b>3:10.688</b>	69.10	4.271	<b>12:52:09.834</b>
9 -	<b>OUTLAP</b>			<b>85.9</b>	44.900	64.8	5:12.836	42.12	2:06.419	12:57:22.670
10 -	1:01.333	91.3	1:36.188	106.5	43.063	69.9	3:20.584	65.69	14.167	13:00:43.254
11 -	1:00.393	89.8	1:37.944	100.9	41.950	72.3	3:20.287	65.79	13.870	13:04:03.541
12 -	59.896	96.0	1:36.345	103.5	41.620	70.1	3:17.861	66.60	11.444	13:07:21.402
13 -	59.156	101.0	1:33.779	103.4	1:25.494	66.5	3:58.429	55.26	52.012	13:11:19.831
14 -	1:00.989	91.4	1:35.943	103.7	42.972	69.3	3:19.904	65.92	13.487	13:14:39.735
15 -	59.878	95.0	1:35.968	100.4	42.407	64.0	3:18.253	66.46	11.836	13:17:57.988

P25 29 A		Nicholas JAMES				Ogle SX1000				
IDEAL LAP TIME : 3:09.904		BEST LAP TIME : 3:10.880				DIFFERENCE : 0.976				
LAP	SECTOR 1	SECTOR 2		SECTOR 3		LAP TIME	MPH	DIFF	TIME OF DAY	
1 -		39.9	1:54.897	65.9	52.001	61.1	4:55.707	44.56	1:44.827	12:29:58.644
2 -	1:03.586	82.6	1:39.167	100.7	41.181	68.5	3:23.934	64.61	13.054	12:33:22.578
3 -	58.609	84.7	1:35.682	101.8	<b>40.519</b>	70.5	3:14.810	67.64	3.930	12:36:37.388
4 -	58.804	90.5	1:33.851	103.8	58.044	72.5	3:30.699	62.54	19.819	12:40:08.087
5 -	<b>56.771</b>	92.8	1:33.245	94.2	40.864	70.4	<b>3:10.880 (1)</b>	<b>69.03</b>		<b>12:43:18.967</b>
6 -	58.716	86.9	1:36.265	103.0	40.831	<b>72.6</b>	3:15.812	67.29	4.932	12:46:34.779
7 -	1:00.766	88.0	1:33.548	102.2	41.481	70.3	3:15.795	67.30	4.915	12:49:50.574
8 -	59.265	92.9	<b>1:32.614</b>	<b>101.5</b>	<b>40.946</b>	<b>67.9</b>	<b>3:12.825 (2)</b>	68.34	1.945	<b>12:53:03.399</b>
9 -	<b>OUTLAP</b>			91.4	43.014	68.1	5:29.940	39.93	2:19.060	12:58:33.339
10 -	1:00.265	80.7	1:35.268	99.5	41.977	64.6	3:17.510	66.71	6.630	13:01:50.849
11 -	1:05.932	76.0	1:33.718	104.6	41.161	71.1	3:20.811	65.62	9.931	13:05:11.660
12 -	58.176	<b>93.8</b>	1:33.739	102.1	41.486	69.9	3:13.401	68.13	2.521	13:08:25.061
13 -	58.676	92.4	1:32.917	<b>105.0</b>	41.718	67.0	3:13.311 (3)	68.16	2.431	13:11:38.372
14 -	59.983	93.2	1:33.884	101.5	41.309	71.3	3:15.176	67.51	4.296	13:14:53.548
15 -	59.274	87.3	1:35.484	97.2	41.962	70.2	3:16.720	66.98	5.840	13:18:10.268

P26 119 C		HUDSON / MORLEY				Austin-Healey 3000 Mk2				
IDEAL LAP TIME : 3:13.995		BEST LAP TIME : 3:14.994				DIFFERENCE : 0.999				
LAP	SECTOR 1	SECTOR 2		SECTOR 3		LAP TIME	MPH	DIFF	TIME OF DAY	
1 -		36.3	1:54.137	52.5	54.821	63.1	4:51.909	45.14	1:36.915	12:29:54.846
2 -	1:08.709	83.3	1:38.547	93.9	42.769	69.3	3:30.025	62.74	15.031	12:33:24.871
3 -	59.077	94.9	1:35.296	104.2	42.934	66.1	3:17.307	66.78	2.313	12:36:42.178
4 -	59.204	<b>106.5</b>	1:37.385	108.7	44.721	70.4	3:21.310	65.46	6.316	12:40:03.488
5 -	58.791	102.7	1:35.640	<b>111.4</b>	44.503	67.1	3:18.934	66.24	3.940	12:43:22.422
6 -	1:00.662	99.4	1:37.903	97.5	44.281	68.2	3:22.846	64.96	7.852	12:46:45.268
7 -	59.341	96.6	1:37.547	104.8	45.007	63.1	3:21.895	65.27	6.901	12:50:07.163
8 -	1:01.085	101.8	<b>1:39.824</b>	<b>97.8</b>	<b>46.021</b>	<b>59.2</b>	<b>3:26.930</b>	63.68	11.936	<b>12:53:34.093</b>
9 -	<b>OUTLAP</b>			88.6	43.774	71.3	4:58.603	44.13	1:43.609	12:58:32.696
10 -	1:02.686	88.6	1:38.091	87.4	44.105	66.8	3:24.882	64.31	9.888	13:01:57.578
11 -	59.708	78.3	1:37.173	100.7	<b>41.677</b>	73.6	3:18.558	66.36	3.564	13:05:16.136
12 -	59.689	96.9	1:34.442	97.3	42.344	73.9	3:16.475 (3)	67.07	1.481	13:08:32.611
13 -	59.081	99.1	<b>1:33.822</b>	106.5	42.091	<b>75.3</b>	<b>3:14.994 (1)</b>	<b>67.58</b>		<b>13:11:47.605</b>
14 -	<b>58.496</b>	96.9	1:34.128	98.1	43.119	72.5	3:15.743 (2)	67.32	0.749	13:15:03.348
15 -	1:01.036	102.1	1:34.876	103.2	43.481	66.6	3:19.393	66.08	4.399	13:18:22.741

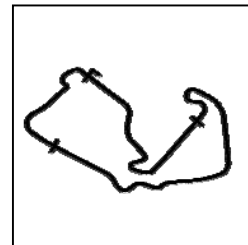
Weather / Track : Rain / Wet

Silverstone GP  
Circuit Length = 3.6604 miles  
Start: 12:25 Flag 13:17 End: 13:20

# Silverstone Classic

## Royal Automobile Club Tourist Trophy for Historic Cars (Pre '63 GT)

### RACE 5 - SECTOR ANALYSIS



SECTOR 1 = FL to I1, SECTOR 2 = I1 to I2, SECTOR 3 = I2 to FL, DIFF = Difference To Personal Best Lap, P = Crossed Finish Line in Pit Lane, D = Time Disallowed

P27 48 INV LETTS / JAMES		Chevrolet Corvette									
IDEAL LAP TIME : 3:06.932		BEST LAP TIME : 3:07.193					DIFFERENCE : 0.261				
LAP	SECTOR 1	SECTOR 2		SECTOR 3		LAP TIME	MPH	DIFF	TIME OF DAY		
1 -		37.8	1:53.123	69.1	51.543	65.1	4:51.944	45.13	1:44.751	12:29:54.881	
2 -	1:02.266	82.9	1:34.126	105.8	40.723	69.1	3:17.115	66.85	9.922	12:33:11.996	
3 -	59.828	86.4	1:31.666	116.7	39.489	70.9	3:10.983	68.99	3.790	12:36:22.979	
4 -	58.217	83.6	1:30.987	107.2	41.028	68.4	3:10.232	69.27	3.039	12:39:33.211	
5 -	<b>57.618</b>	89.5	1:30.320	115.3	<b>39.255</b>	71.5	<b>3:07.193 (1)</b>	<b>70.39</b>		<b>12:42:40.404</b>	
6 -	58.266	90.1	<b>1:30.059</b>	112.9	39.958	69.0	3:08.283 (3)	69.98	1.090	12:45:48.687	
7 -	58.364	92.1	1:31.340	<b>117.1</b>	39.664	69.1	3:09.368	69.58	2.175	12:48:58.055	
8 -	57.763	92.6	1:30.748	113.7	<b>39.301</b>	<b>73.6</b>	<b>3:07.812 (2)</b>	70.16	0.619	<b>12:52:05.867</b>	
9 -	<b>58.290</b>	<b>84.4</b>	<b>1:35.952</b>	<b>92.8</b>	<b>42.728</b>	<b>58.6</b>	<b>3:16.970</b>	66.90	9.777	<b>12:55:22.837</b>	
10 -	OUTLAP			83.4	46.460	63.4	6:27.682	33.99	3:20.489	13:01:50.519	
11 -	1:04.984	78.0	1:39.094	93.9	43.911	66.9	3:27.989	63.35	20.796	13:05:18.508	
12 -	1:00.160	76.1	1:37.179	86.4	42.098	69.5	3:19.437	66.07	12.244	13:08:37.945	
13 -	57.876	89.3	1:33.871	101.5	41.634	70.6	3:13.381	68.14	6.188	13:11:51.326	
14 -	58.604	87.9	1:34.654	100.0	41.372	71.6	3:14.630	67.70	7.437	13:15:05.956	
15 -	59.107	<b>99.5</b>	1:49.108	104.2	41.526	66.1	3:29.741	62.82	22.548	13:18:35.697	

P28 6 A ADELMAN / HALL		Alfa Romeo									
IDEAL LAP TIME : 3:09.167		BEST LAP TIME : 3:09.742					DIFFERENCE : 0.575				
LAP	SECTOR 1	SECTOR 2		SECTOR 3		LAP TIME	MPH	DIFF	TIME OF DAY		
1 -		44.4	2:00.450	82.2	49.774	58.0	5:01.893	43.65	1:52.151	12:30:04.830	
2 -	1:12.689	81.6	1:54.259	83.4	52.212	54.9	3:59.160	55.10	49.418	12:34:03.990	
3 -	1:15.266	70.4	2:04.121	77.4	54.563	54.2	4:13.950	51.89	1:04.208	12:38:17.940	
4 -	1:14.780	76.0	2:09.751	78.7	53.875	57.2	4:18.406	50.99	1:08.664	12:42:36.346	
5 -	1:19.013	68.0	2:06.536	76.2	54.317	56.2	4:19.866	50.70	1:10.124	12:46:56.212	
6 -	OUTLAP			94.1	<b>44.195</b>	<b>66.8</b>	<b>5:34.389</b>	39.40	2:24.647	<b>12:52:30.601</b>	
7 -	<b>1:18.192</b>	<b>32.6</b>	<b>2:40.523</b>	<b>96.4</b>	<b>41.398</b>	<b>70.2</b>	<b>4:40.113</b>	47.04	1:30.371	<b>12:57:10.714</b>	
8 -	1:00.406	85.7	1:36.241	98.3	40.052	71.3	3:16.699	66.99	6.957	13:00:27.413	
9 -	59.761	93.8	1:35.794	100.3	40.297	70.3	3:15.852	67.28	6.110	13:03:43.265	
10 -	58.735	94.9	1:32.914	<b>100.9</b>	39.783	69.1	3:11.432 (2)	68.83	1.690	13:06:54.697	
11 -	58.441	94.5	1:32.125	99.5	41.687	68.1	3:12.253 (3)	68.54	2.511	13:10:06.950	
12 -	59.628	91.1	1:33.886	99.5	<b>39.657</b>	<b>71.4</b>	3:13.171	68.21	3.429	13:13:20.121	
13 -	<b>57.651</b>	<b>95.8</b>	<b>1:31.859</b>	100.1	40.232	70.1	<b>3:09.742 (1)</b>	<b>69.45</b>		<b>13:16:29.863</b>	
14 -	58.675	93.9	1:32.785	99.7	40.809	69.0	3:12.269	68.53	2.527	13:19:42.132	

P29 149 A INGRAM / ROWLEY		Lotus Elite S2 Super 95									
IDEAL LAP TIME : 3:26.967		BEST LAP TIME : 3:27.485					DIFFERENCE : 0.518				
LAP	SECTOR 1	SECTOR 2		SECTOR 3		LAP TIME	MPH	DIFF	TIME OF DAY		
1 -		41.9	1:59.981	78.8	49.824	56.0	5:00.268	43.88	1:32.783	12:30:03.205	
2 -	1:11.073	72.2	1:50.718	77.2	50.467	49.5	3:52.258	56.73	24.773	12:33:55.463	
3 -	OUTLAP			82.4	47.050	57.5	5:33.870	39.46	2:06.385	12:39:29.333	
4 -	1:09.383	81.3	1:52.228	81.6	47.855	57.0	3:49.466	57.42	21.981	12:43:18.799	
5 -	1:09.467	81.2	1:48.272	75.9	49.111	57.3	3:46.850	58.09	19.365	12:47:05.649	
6 -	1:08.194	77.8	1:55.919	83.8	50.055	55.4	3:54.168	56.27	26.683	12:50:59.817	
7 -	<b>1:14.581</b>	<b>77.1</b>	<b>1:56.791</b>	<b>61.2</b>	<b>51.259</b>	<b>51.3</b>	<b>4:02.631</b>	54.31	35.146	<b>12:55:02.448</b>	
8 -	OUTLAP			<b>104.2</b>	49.728	62.2	5:21.144	41.03	1:53.659	13:00:23.592	
9 -	1:06.946	82.0	1:42.751	94.2	45.934	65.5	3:35.631	61.11	8.146	13:03:59.223	
10 -	1:03.308	90.0	1:42.820	96.4	44.321	63.7	3:30.449 (3)	62.61	2.964	13:07:29.672	
11 -	1:04.021	<b>93.8</b>	<b>1:40.151</b>	89.3	<b>44.248</b>	<b>67.5</b>	3:28.420 (2)	63.22	0.935	13:10:58.092	
12 -	<b>1:02.568</b>	91.3	1:40.337	99.7	44.580	62.0	<b>3:27.485 (1)</b>	<b>63.51</b>		<b>13:14:25.577</b>	
13 -	1:03.897	86.3	1:41.551	100.0	45.330	61.3	3:30.778	62.51	3.293	13:17:56.355	

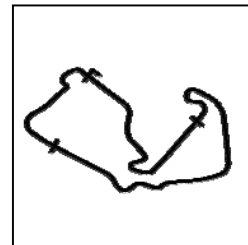
Weather / Track : Rain / Wet

Silverstone GP  
Circuit Length = 3.6604 miles  
Start: 12:25 Flag 13:17 End: 13:20

# Silverstone Classic

## Royal Automobile Club Tourist Trophy for Historic Cars (Pre '63 GT)

### RACE 5 - SECTOR ANALYSIS



SECTOR 1 = FL to I1, SECTOR 2 = I1 to I2, SECTOR 3 = I2 to FL, DIFF = Difference To Personal Best Lap, P = Crossed Finish Line in Pit Lane, D = Time Disallowed

P30 77 INV		CREWDSON / PRICHARD-JONES				Turner Mk3				
IDEAL LAP TIME : 3:00.741		BEST LAP TIME : 3:00.741		DIFFERENCE : 0.000						
LAP	SECTOR 1	SECTOR 2	SECTOR 3	LAP TIME	MPH	DIFF	TIME OF DAY			
1 -	39.1	1:53.096	61.0	53.768	61.5	4:52.522	45.04	1:51.781	12:29:55.459	
2 -	59.299	92.4	1:35.156	103.7	41.607	69.7	3:16.062	67.21	15.321	12:33:11.521
3 -	58.409	95.4	1:32.350	101.2	39.841	<b>74.0</b>	3:10.600	69.13	9.859	12:36:22.121
4 -	56.713	97.9	1:30.034	108.5	39.649	73.5	3:06.396 (3)	70.69	5.655	12:39:28.517
5 -	57.011	95.8	1:28.647	<b>113.3</b>	39.269	72.0	3:04.927 (2)	71.25	4.186	12:42:33.444
6 -	<b>54.495</b>	<b>102.1</b>	<b>1:27.694</b>	111.4	<b>38.552</b>	73.1	<b>3:00.741 (1)</b>	<b>72.90</b>		<b>12:45:34.185</b>
7 -	54.972	101.2	1:37.598	111.1	<b>7:15.414</b>	<b>55.2</b>	<b>9:47.984</b>	22.41	6:47.243	<b>12:55:22.169</b>
8 -	<b>OUTLAP</b>			84.8	48.461	61.0	5:17.425	41.51	2:16.684	13:00:39.594
9 -	1:03.465	90.1	1:38.624	88.1	45.167	66.9	3:27.256	63.58	26.515	13:04:06.850
10 -	1:01.726	81.8	1:38.881	86.9	43.234	69.4	3:23.841	64.64	23.100	13:07:30.691
11 -	1:03.636	86.5	1:39.430	95.8	42.959	67.9	3:02.025	63.96	25.284	13:10:56.716
12 -	59.885	93.5	1:57.951	100.1	43.393	68.8	3:41.229	59.56	40.488	13:14:37.945
13 -	1:00.953	95.3	1:36.135	94.2	42.244	67.7	3:19.332	66.10	18.591	13:17:57.277

P31 66 D		MCFADDEN / SHOVLIN				Jaguar E-type				
IDEAL LAP TIME : 2:53.219		BEST LAP TIME : 2:54.617		DIFFERENCE : 1.398						
LAP	SECTOR 1	SECTOR 2	SECTOR 3	LAP TIME	MPH	DIFF	TIME OF DAY			
1 -	32.9	1:56.412	40.1	54.836	65.8	4:43.197	46.53	1:48.580	12:29:46.134	
2 -	57.704	92.6	1:28.728	111.2	38.607	77.9	3:05.039	71.21	10.422	12:32:51.173
3 -	53.600	96.1	1:29.563	115.9	38.253	76.0	3:01.416	72.63	6.799	12:35:52.589
4 -	53.241	96.8	1:26.059	112.2	37.956	76.8	2:57.256	74.34	2.639	12:38:49.845
5 -	53.643	103.8	1:25.543	122.2	38.200	74.8	2:57.386	74.28	2.769	12:41:47.231
6 -	54.654	91.5	1:26.655	117.1	38.278	75.2	2:59.587	73.37	4.970	12:44:46.818
7 -	53.787	102.9	1:25.734	118.3	38.131	<b>78.2</b>	2:57.652	74.17	3.035	12:47:44.470
8 -	53.150	103.4	1:26.254	114.7	39.336	71.0	2:58.740	73.72	4.123	12:50:43.210
9 -	54.131	103.2	<b>1:28.110</b>	<b>109.6</b>	<b>39.167</b>	<b>72.2</b>	<b>3:01.408</b>	72.64	6.791	<b>12:53:44.618</b>
10 -	<b>OUTLAP</b>			102.6	39.929	75.8	4:32.819	48.30	1:38.202	12:58:17.437
11 -	57.070	91.1	1:28.309	124.5	37.230	77.1	3:02.609	72.16	7.992	13:01:20.046
12 -	53.098	108.0	1:25.035	118.5	37.735	76.3	2:55.868 (3)	74.93	1.251	13:04:15.914
13 -	<b>52.259</b>	<b>116.7</b>	1:25.322	121.1	37.388	77.3	2:54.969 (2)	75.31	0.352	13:07:10.883
14 -	52.762	106.5	<b>1:24.184</b>	123.3	39.052	73.7	2:55.998	74.87	1.381	13:10:06.881
15 -	52.974	110.9	1:24.867	<b>126.8</b>	<b>36.776</b>	75.7	<b>2:54.617 (1)</b>	<b>75.46</b>		<b>13:13:01.498</b>

P32 23 D		T.WOOD / B.WOOD				Jaguar E-type				
IDEAL LAP TIME : 2:53.016		BEST LAP TIME : 2:53.723		DIFFERENCE : 0.707						
LAP	SECTOR 1	SECTOR 2	SECTOR 3	LAP TIME	MPH	DIFF	TIME OF DAY			
1 -	32.5	1:55.683	44.7	55.105	66.5	4:45.056	46.22	1:51.333	12:29:47.993	
2 -	59.181	94.1	1:27.913	108.7	38.848	76.3	3:05.942	70.87	12.219	12:32:53.935
3 -	53.036	105.5	1:25.025	119.6	37.839	76.2	2:55.900	74.91	2.177	12:35:49.835
4 -	52.289	108.5	1:23.968	123.8	37.865	76.3	2:54.122 (3)	75.68	0.399	12:38:43.957
5 -	52.145	105.0	1:23.701	122.4	37.887	78.7	2:53.733 (2)	75.85	0.010	12:41:37.690
6 -	52.776	<b>112.5</b>	1:27.999	123.5	37.812	<b>80.2</b>	2:58.587	73.78	4.864	12:44:36.277
7 -	52.752	104.8	<b>1:23.266</b>	<b>126.6</b>	<b>37.705</b>	79.7	<b>2:53.723 (1)</b>	<b>75.85</b>		<b>12:47:30.000</b>
8 -	<b>52.045</b>	108.4	1:23.963	123.8	38.531	78.1	2:54.539	75.50	0.816	12:50:24.539
9 -	53.035	106.1	<b>1:25.843</b>	<b>125.6</b>	<b>38.972</b>	<b>78.3</b>	<b>2:57.850</b>	74.09	4.127	<b>12:53:22.389</b>
10 -	<b>OUTLAP</b>			93.5	42.117	72.0	4:53.175	44.94	1:59.452	12:58:15.564

P33 91 C		HOLME / GREENSALL				Austin-Healey 3000 Mk2				
IDEAL LAP TIME : 3:10.582		BEST LAP TIME : 3:25.107		DIFFERENCE : 14.525						
LAP	SECTOR 1	SECTOR 2	SECTOR 3	LAP TIME	MPH	DIFF	TIME OF DAY			
1 -	34.6	1:56.739	42.1	55.489	61.7	4:42.507 (2)	46.64	1:17.400	12:29:45.444	
2 -	1:01.877	83.9	<b>1:37.707</b>	73.9	45.523	73.4	<b>3:25.107 (1)</b>	<b>64.24</b>		<b>12:33:10.551</b>
3 -	<b>OUTLAP</b>			101.6	39.662	74.7	8:19.818	26.36	4:54.711	12:41:30.369
4 -	<b>OUTLAP</b>			103.5	<b>39.871</b>	<b>75.4</b>	<b>11:12.477</b>	19.59	7:47.370	<b>12:52:42.846</b>
5 -	<b>OUTLAP</b>			<b>112.0</b>	<b>38.448</b>	<b>77.0</b>	5:06.632	42.97	1:41.525	12:57:49.478

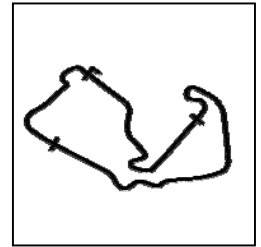
Weather / Track : Rain / Wet

Silverstone GP  
Circuit Length = 3.6604 miles  
Start: 12:25 Flag 13:17 End: 13:20

# Silverstone Classic

## Royal Automobile Club Tourist Trophy for Historic Cars (Pre '63 GT)

### RACE 5 - SECTOR ANALYSIS



SECTOR 1 = FL to I1, SECTOR 2 = I1 to I2, SECTOR 3 = I2 to FL, DIFF = Difference To Personal Best Lap, P = Crossed Finish Line in Pit Lane, D = Time Disallowed

<b>P34</b>		<b>7 D</b>		<b>Ja. YOUNG / Jo. YOUNG</b>		<b>Jaguar E-type</b>				
IDEAL LAP TIME : 3:02.044		BEST LAP TIME : 3:02.538		DIFFERENCE : 0.494						
LAP	SECTOR 1	SECTOR 2		SECTOR 3		LAP TIME	MPH	DIFF	TIME OF DAY	
1 -		34.3	1:55.922	41.8	55.039	62.1	4:43.925 <b>(3)</b>	46.41	1:41.387	12:29:46.862
2 -	59.723	90.3	1:29.371	110.3	<b>39.886</b>	<b>72.7</b>	3:08.980 <b>(2)</b>	69.73	6.442	12:32:55.842
3 -	<b>55.282</b>	<b>100.0</b>	<b>1:26.876</b>	<b>119.8</b>	40.380	69.6	<b>3:02.538 (1)</b>	<b>72.19</b>		<b>12:35:58.380</b>

<b>P35</b>		<b>41 C</b>		<b>HUNT / GRANT-PETERKIN</b>		<b>Austin-Healey 3000</b>				
IDEAL LAP TIME : 3:08.734		BEST LAP TIME : 3:08.734		DIFFERENCE : 0.000						
LAP	SECTOR 1	SECTOR 2		SECTOR 3		LAP TIME	MPH	DIFF	TIME OF DAY	
1 -		34.5	1:55.657	43.1	54.446	<b>64.9</b>	4:45.297 <b>(2)</b>	46.18	1:36.563	12:29:48.234
2 -	<b>59.230</b>	<b>94.3</b>	<b>1:29.218</b>	<b>114.5</b>	<b>40.286</b>	43.8	<b>3:08.734 (1)</b>	<b>69.82</b>		<b>12:32:56.968</b>

<b>P36</b>		<b>43 INV</b>		<b>Ja.WILLMOTT / Jo.WILLMOTT</b>		<b>Alfa Romeo Guilia 1600 Sprint</b>				
IDEAL LAP TIME : 3:56.739		BEST LAP TIME : 5:02.417		DIFFERENCE : 1:05.678						
LAP	SECTOR 1	SECTOR 2		SECTOR 3		LAP TIME	MPH	DIFF	TIME OF DAY	
1 -		46.0	<b>1:59.959</b>	81.2	48.629	<b>54.7</b>	<b>5:02.417 (1)</b>	<b>43.57</b>		<b>12:30:05.354</b>
2 -	OUTLAP		<b>85.3</b>	<b>44.018</b>	51.9	5:22.642	40.84	20.224		12:35:27.996

# Silverstone Classic

## Royal Automobile Club Tourist Trophy for Historic Cars (Pre '63 GT)

### RACE 5 - BEST SECTORS

SECTOR 1			SECTOR 2			SECTOR 3			IDEAL / BEST COMPARISON						
POS	NO	NAME	TIME	NO	NAME	TIME	NO	NAME	TIME	POS	NO	NAME	IDEAL	BEST	DIFF
													<b>PERFECT LAP</b>	<b>2:46.016</b>	
1	16	N.HALUSA / L.HALL	50.191	73	COTTINGHAM / ST.	1:20.388	73	COTTINGHAM / ST.	35.437	1	73	COTTINGHAM / STAI	2:46.239	2:46.483	0.244
2	24	HUNT / BLAKENEY	50.309	16	N.HALUSA / L.HALL	1:20.765	16	N.HALUSA / L.HALL	35.621	2	16	N.HALUSA / L.HALUS	2:46.577	2:48.150	1.573
3	73	COTTINGHAM / ST.	50.414	19	BECHTOLSHEIMEF	1:20.812	19	BECHTOLSHEIMEF	35.957	3	33	Jo.MINSHAW / Ja.MI	2:47.372	2:47.387	0.015
4	33	Jo.MINSHAW / Ja.IV	50.536	24	HUNT / BLAKENEY	1:20.841	33	Jo.MINSHAW / Ja.IV	35.970	4	24	HUNT / BLAKENEY-E	2:47.458	2:47.458	0.000
5	2	WAKEMAN / FISKE	51.078	33	Jo.MINSHAW / Ja.IV	1:20.866	2	WAKEMAN / FISKE	36.248	5	19	BECHTOLSHEIMER /	2:47.923	2:49.386	1.463
6	19	BECHTOLSHEIMEF	51.154	133	BELL / THOMAS	1:22.784	24	HUNT / BLAKENEY	36.308	6	2	WAKEMAN / FISKEN	2:50.256	2:50.417	0.161
7	23	T.WOOD / B.WOOD	52.045	2	WAKEMAN / FISKE	1:22.930	66	MCFADDEN / SHO	36.776	7	133	BELL / THOMAS	2:52.016	2:52.860	0.844
8	66	MCFADDEN / SHO	52.259	23	T.WOOD / B.WOOD	1:23.266	133	BELL / THOMAS	36.972	8	23	T.WOOD / B.WOOD	2:53.016	2:53.723	0.707
9	133	BELL / THOMAS	52.260	66	MCFADDEN / SHO	1:24.184	600	TORDOFF	37.264	9	66	MCFADDEN / SHOVL	2:53.219	2:54.617	1.398
10	207	HARRIS / WILMOTH	53.322	207	HARRIS / WILMOTH	1:25.741	25	O'CONNELL / WAT	37.329	10	207	HARRIS / WILMOTH	2:56.629	2:56.629	0.000
11	100	THORNE / TODD	53.510	100	THORNE / TODD	1:25.846	68	FINBURGH / GORD	37.440	11	100	THORNE / TODD	2:56.909	2:57.242	0.333
12	141	BURNETT	53.528	141	BURNETT	1:26.082	100	THORNE / TODD	37.553	12	141	BURNETT	2:57.266	2:58.602	1.336
13	22	GOBLE / MILLER	53.688	22	GOBLE / MILLER	1:26.467	207	HARRIS / WILMOTH	37.566	13	600	TORDOFF	2:57.805	2:58.099	0.294
14	15	BURTON	53.690	600	TORDOFF	1:26.512	141	BURNETT	37.656	14	22	GOBLE / MILLER	2:58.314	2:58.581	0.267
15	600	TORDOFF	54.029	15	BURTON	1:26.548	23	T.WOOD / B.WOOD	37.705	15	15	BURTON	2:58.672	2:59.505	0.833
16	118	RAWE / SANZ DE A	54.349	68	FINBURGH / GORD	1:26.574	22	GOBLE / MILLER	38.159	16	68	FINBURGH / GORDO	2:58.760	3:00.173	1.413
17	91	HOLME / GREENS/	54.427	25	O'CONNELL / WAT	1:26.788	44	A.DRABBLE / S.DR.	38.228	17	25	O'CONNELL / WATSC	2:59.148	3:00.541	1.393
18	77	CREWDSON / PRIC	54.495	7	Ja. YOUNG / Jo. YC	1:26.876	15	BURTON	38.434	18	118	RAWE / SANZ DE AC	3:00.256	3:01.136	0.880
19	68	FINBURGH / GORD	54.746	74	MI. WRIGLEY / MA.	1:27.130	91	HOLME / GREENS/	38.448	19	44	A.DRABBLE / S.DRAE	3:00.731	3:00.740	0.009
20	44	A.DRABBLE / S.DR.	54.885	118	RAWE / SANZ DE A	1:27.303	77	CREWDSON / PRIC	38.552	20	77	CREWDSON / PRICH	3:00.741	3:00.741	0.000
21	25	O'CONNELL / WAT	55.031	44	A.DRABBLE / S.DR.	1:27.618	118	RAWE / SANZ DE A	38.604	21	74	MI. WRIGLEY / MA. W	3:01.345	3:02.443	1.098
22	82	BINFIELD	55.230	77	CREWDSON / PRIC	1:27.694	74	MI. WRIGLEY / MA.	38.781	22	7	Ja. YOUNG / Jo. YOU	3:02.044	3:02.538	0.494
23	7	Ja. YOUNG / Jo. YC	55.282	41	HUNT / GRANT-PE	1:29.218	14	GARSDIE	38.846	23	82	BINFIELD	3:04.885	3:06.786	1.901
24	74	MI. WRIGLEY / MA.	55.434	99	GURNEY / COLES	1:29.611	48	LETTS / JAMES	39.255	24	14	GARSDIE	3:06.137	3:07.579	1.442
25	29	JAMES	56.771	82	BINFIELD	1:29.784	49	WOODGATE	39.304	25	99	GURNEY / COLES	3:06.342	3:06.417	0.075
26	99	GURNEY / COLES	56.845	129	WILLMOTT	1:29.857	6	ADELMAN / HALL	39.657	26	48	LETTS / JAMES	3:06.932	3:07.193	0.261
27	129	WILLMOTT	56.859	14	GARSDIE	1:30.058	82	BINFIELD	39.871	27	129	WILLMOTT	3:07.396	3:08.673	1.277
28	49	WOODGATE	57.219	48	LETTS / JAMES	1:30.059	99	GURNEY / COLES	39.886	28	49	WOODGATE	3:08.705	3:09.840	1.135
29	14	GARSDIE	57.233	6	ADELMAN / HALL	1:31.859	7	Ja. YOUNG / Jo. YC	39.886	29	41	HUNT / GRANT-PETE	3:08.734	3:08.734	0.000
30	48	LETTS / JAMES	57.618	49	WOODGATE	1:32.182	41	HUNT / GRANT-PE	40.286	30	6	ADELMAN / HALL	3:09.167	3:09.742	0.575
31	6	ADELMAN / HALL	57.651	29	JAMES	1:32.614	29	JAMES	40.519	31	29	JAMES	3:09.904	3:10.880	0.976
32	119	HUDSON / MORLE	58.496	119	HUDSON / MORLE	1:33.822	129	WILLMOTT	40.680	32	91	HOLME / GREENSAL	3:10.582	3:25.107	14.525
33	41	HUNT / GRANT-PE	59.230	91	HOLME / GREENS/	1:37.707	119	HUDSON / MORLE	41.677	33	119	HUDSON / MORLEY	3:13.995	3:14.994	0.999
34	149	INGRAM / ROWLEY	1:02.568	149	INGRAM / ROWLEY	1:40.151	43	Ja.WILLMOTT / Jo.I	44.018	34	149	INGRAM / ROWLEY	3:26.967	3:27.485	0.518
35	43	Ja.WILLMOTT / Jo.I	1:12.762	43	Ja.WILLMOTT / Jo.I	1:59.959	149	INGRAM / ROWLEY	44.248	35	43	Ja.WILLMOTT / Jo.WI	3:56.739	5:02.417	1:05.678
36										36	21	LE BLANC		2:57.642	
37															
38															

Weather / Track : Rain / Wet

Results can be found at [www.tsl-timing.com](http://www.tsl-timing.com)

Silverstone GP

Circuit Length = 3.6604 miles

Start: 12:25 Flag 13:17 End: 13:20

Printed - 13:25 Saturday, 27 July 2019



# Silverstone Classic

## Royal Automobile Club Tourist Trophy for Historic Cars (Pre '63 GT)

### RACE 5 - BEST SPEEDS

POS	INTERMEDIATE 1			INTERMEDIATE 2			FINISH LINE		
	NO	NAME	MPH	NO	NAME	MPH	NO	NAME	MPH
1	33	Jo.MINSHAW / Ja.MINSHAW	126.1	33	Jo.MINSHAW / Ja.MINSHAW	131.5	19	BECHTOLSHEIMER / LINDSAY	84.3
2	73	COTTINGHAM / STANLEY	118.5	19	BECHTOLSHEIMER / LINDSAY	130.5	16	N.HALUSA / L.HALUSA	83.4
3	2	WAKEMAN / FISKEN	117.1	73	COTTINGHAM / STANLEY	130.0	73	COTTINGHAM / STANLEY	82.9
4	16	N.HALUSA / L.HALUSA	116.7	16	N.HALUSA / L.HALUSA	127.3	33	Jo.MINSHAW / Ja.MINSHAW	82.7
5	66	MCFADDEN / SHOVLIN	116.7	66	MCFADDEN / SHOVLIN	126.8	24	HUNT / BLAKENEY-EDWARDS	81.4
6	22	HUNT / BLAKENEY-EDWARDS	116.3	2	WAKEMAN / FISKEN	126.6	2	WAKEMAN / FISKEN	81.0
7	22	GOBLE / MILLER	115.5	23	T.WOOD / B.WOOD	126.6	23	T.WOOD / B.WOOD	80.2
8	133	BELL / THOMAS	115.1	24	HUNT / BLAKENEY-EDWARDS	125.6	133	BELL / THOMAS	79.6
9	19	BECHTOLSHEIMER / LINDSAY	113.1	207	HARRIS / WILMOTH	122.2	207	HARRIS / WILMOTH	78.5
10	23	T.WOOD / B.WOOD	112.5	22	GOBLE / MILLER	121.7	66	MCFADDEN / SHOVLIN	78.2
11	100	THORNE / TODD	109.8	15	BURTON	121.5	100	THORNE / TODD	77.4
12	141	BURNETT	109.1	133	BELL / THOMAS	121.1	15	BURTON	77.4
13	207	HARRIS / WILMOTH	108.9	100	THORNE / TODD	120.4	22	GOBLE / MILLER	77.1
14	15	BURTON	107.8	74	MI. WRIGLEY / MA. WRIGLEY	120.4	91	HOLME / GREENSALL	77.0
15	74	MI. WRIGLEY / MA. WRIGLEY	106.8	7	Ja. YOUNG / Jo. YOUNG	119.8	141	BURNETT	76.6
16	82	BINFIELD	106.6	141	BURNETT	117.7	68	FINBURGH / GORDON	76.5
17	119	HUDSON / MORLEY	106.5	48	LETTIS / JAMES	117.1	600	TORDOFF	76.3
18	118	RAWE / SANZ DE ACEDO	105.1	82	BINFIELD	116.7	25	O'CONNELL / WATSON	76.0
19	44	A.DRABBLE / S.DRABBLE	103.5	41	HUNT / GRANT-PETERKIN	114.5	74	MI. WRIGLEY / MA. WRIGLEY	76.0
20	600	TORDOFF	103.4	77	CREWDSON / PRICHARD-JONE	113.3	44	A.DRABBLE / S.DRABBLE	75.6
21	68	FINBURGH / GORDON	103.0	99	GURNEY / COLES	112.7	119	HUDSON / MORLEY	75.3
22	99	GURNEY / COLES	102.9	118	RAWE / SANZ DE ACEDO	112.0	118	RAWE / SANZ DE ACEDO	74.4
23	77	CREWDSON / PRICHARD-JONE	102.1	91	HOLME / GREENSALL	112.0	99	GURNEY / COLES	74.2
24	25	O'CONNELL / WATSON	101.6	44	A.DRABBLE / S.DRABBLE	111.8	77	CREWDSON / PRICHARD-JONE	74.0
25	14	GARSDIE	100.7	119	HUDSON / MORLEY	111.4	82	BINFIELD	73.9
26	7	Ja. YOUNG / Jo. YOUNG	100.0	129	WILLMOTT	110.7	48	LETTIS / JAMES	73.6
27	129	WILLMOTT	99.5	68	FINBURGH / GORDON	110.1	49	WOODGATE	73.1
28	48	LETTIS / JAMES	99.5	600	TORDOFF	109.2	14	GARSDIE	72.9
29	49	WOODGATE	97.8	14	GARSDIE	108.5	7	Ja. YOUNG / Jo. YOUNG	72.7
30	91	HOLME / GREENSALL	97.8	25	O'CONNELL / WATSON	107.5	29	JAMES	72.6
31	6	ADELMAN / HALL	95.8	49	WOODGATE	106.8	129	WILLMOTT	71.6
32	41	HUNT / GRANT-PETERKIN	94.3	29	JAMES	105.0	6	ADELMAN / HALL	71.4
33	29	JAMES	93.8	149	INGRAM / ROWLEY	104.2	149	INGRAM / ROWLEY	67.5
34	149	INGRAM / ROWLEY	93.8	6	ADELMAN / HALL	100.9	41	HUNT / GRANT-PETERKIN	64.9
35	43	Ja.WILLMOTT / Jo.WILLMOTT	72.2	43	Ja.WILLMOTT / Jo.WILLMOTT	85.3	43	Ja.WILLMOTT / Jo.WILLMOTT	54.7
36	120	O'SHEA / HALL	36.8						
37									
38									

Weather / Track : Rain / Wet

Results can be found at [www.tsl-timing.com](http://www.tsl-timing.com)

Silverstone GP

Circuit Length = 3.6604 miles

Start: 12:25 Flag 13:17 End: 13:20

Printed - 13:25 Saturday, 27 July 2019

# Silverstone Classic

## Royal Automobile Club Tourist Trophy for Historic Cars (Pre '63 GT)

### RACE 5 - STATISTICS

**Competitors Started** 37  
**Planned Start** 2019-07-27 @ 12:15:00.000  
**Actual Start** 2019-07-27 @ 12:25:02.936  
**Finish Time** 2019-07-27 @ 13:17:28.958  
**Track Length** 3.6604mi.  
**Total Laps** 515  
**Total Distance Covered** 1885.1563mi.

#### Session Fastest Lap History

NO	CL	NAME	LAP TIME	TIME OF DAY	LAP	VEHICLE
19	INV	BECHTOLSHEIMER / LINDSAY	4:40.839	12:29:43.783	1	Tojeiro GT Tojeiro EE
33	D	Jo.MINSHAW / Ja.MINSHAW	2:54.311	12:32:38.754	2	Jaguar E-type
33	D	Jo.MINSHAW / Ja.MINSHAW	2:48.948	12:35:27.694	3	Jaguar E-type
73	D	COTTINGHAM / STANLEY	2:48.434	12:35:27.900	3	Jaguar E-type
73	D	COTTINGHAM / STANLEY	2:47.568	12:38:15.467	4	Jaguar E-type
73	D	COTTINGHAM / STANLEY	2:47.271	12:41:02.737	5	Jaguar E-type
73	D	COTTINGHAM / STANLEY	2:47.182	12:43:49.920	6	Jaguar E-type
73	D	COTTINGHAM / STANLEY	2:46.483	12:46:36.402	7	Jaguar E-type

#### Session Leader History

NO	CL	NAME	FROM LAP	LAPS LED	DISTANCE	VEHICLE
19	INV	BECHTOLSHEIMER / LINDSAY	1	1	3.66 miles	Tojeiro GT Tojeiro EE
33	D	Jo.MINSHAW / Ja.MINSHAW	2	2	7.32 miles	Jaguar E-type
73	D	COTTINGHAM / STANLEY	4	6	21.96 miles	Jaguar E-type
22	INV	GOBLE / MILLER	10	1	3.66 miles	Aston Martin DB4 GT
24	D	HUNT / BLAKENEY-EDWARDS	11	7	25.62 miles	AC Cobra

#### Flag History

TYPE	TIME OF DAY
GREEN	12:25:02.936
SAFETY	12:52:05.218
GREEN	12:57:12.151
FINISH	13:17:28.958

#### Flag Statistics

TYPE	COUNT	TOTAL LAPS	TOTAL TIME
Green	2	16	50:35.763
Red	0	0	0.000
Safety Car	1	1	5:06.932
FCY	0	0	0.000

Weather / Track : Rain / Wet

These results are provisional until the conclusion of any judicial and technical matters.

Silverstone GP

Circuit Length = 3.6604 miles

Start: 12:25 Flag 13:17 End: 13:20

Clerk Of Course :

Timekeeper :

# Silverstone Classic

## Royal Automobile Club Tourist Trophy for Historic Cars (Pre '63 GT)

### RACE 5 - STATISTICS

CLASS : D

12 Starters

#### Fastest Lap History

NO	NAME	LAP TIME	TIME OF DAY	LAP	VEHICLE
73	COTTINGHAM / STANLEY	4:41.373	12:29:44.339	1	Jaguar E-type
33	Jo.MINSHAW / Ja.MINSHAW	2:54.311	12:32:38.754	2	Jaguar E-type
33	Jo.MINSHAW / Ja.MINSHAW	2:48.948	12:35:27.694	3	Jaguar E-type
73	COTTINGHAM / STANLEY	2:48.434	12:35:27.900	3	Jaguar E-type
73	COTTINGHAM / STANLEY	2:47.568	12:38:15.467	4	Jaguar E-type
73	COTTINGHAM / STANLEY	2:47.271	12:41:02.737	5	Jaguar E-type
73	COTTINGHAM / STANLEY	2:47.182	12:43:49.920	6	Jaguar E-type
73	COTTINGHAM / STANLEY	2:46.483	12:46:36.402	7	Jaguar E-type

#### Leader History

NO	NAME	FROM LAP	LAPS LED	DISTANCE	VEHICLE
73	COTTINGHAM / STANLEY	1	1	3.66 miles	Jaguar E-type
33	Jo.MINSHAW / Ja.MINSHAW	2	2	7.32 miles	Jaguar E-type
73	COTTINGHAM / STANLEY	4	6	21.96 miles	Jaguar E-type
24	HUNT / BLAKENEY-EDWARDS	10	8	29.28 miles	AC Cobra

Weather / Track : Rain / Wet

These results are provisional until the conclusion of any judicial and technical matters.

Silverstone GP

Circuit Length = 3.6604 miles

Start: 12:25 Flag 13:17 End: 13:20

Clerk Of Course :

Timekeeper :

# Silverstone Classic

## Royal Automobile Club Tourist Trophy for Historic Cars (Pre '63 GT)

### RACE 5 - STATISTICS

CLASS : A

6 Starters

#### Fastest Lap History

NO	NAME	LAP TIME	TIME OF DAY	LAP	VEHICLE
68	FINBURGH / GORDON	4:48.129	12:29:51.071	1	Lotus Elite
68	FINBURGH / GORDON	3:06.509	12:32:57.579	2	Lotus Elite
25	O'CONNELL / WATSON	3:05.296	12:32:57.720	2	Lotus Elite
25	O'CONNELL / WATSON	3:01.671	12:35:59.392	3	Lotus Elite
25	O'CONNELL / WATSON	3:00.541	12:38:59.932	4	Lotus Elite
68	FINBURGH / GORDON	3:00.173	12:45:05.619	6	Lotus Elite

#### Leader History

NO	NAME	FROM LAP	LAPS LED	DISTANCE	VEHICLE
68	FINBURGH / GORDON	1	2	7.32 miles	Lotus Elite
25	O'CONNELL / WATSON	3	14	51.24 miles	Lotus Elite

Weather / Track : Rain / Wet

These results are provisional until the conclusion of any judicial and technical matters.

Silverstone GP

Circuit Length = 3.6604 miles

Start: 12:25 Flag 13:17 End: 13:20

Clerk Of Course :

Timekeeper :

# Silverstone Classic

## Royal Automobile Club Tourist Trophy for Historic Cars (Pre '63 GT)

### RACE 5 - STATISTICS

CLASS : C

11 Starters

#### Fastest Lap History

NO	NAME	LAP TIME	TIME OF DAY	LAP	VEHICLE
16	N.HALUSA / L.HALUSA	<b>4:40.971</b>	12:29:43.908	1	Ferrari 250 GT Breadvan
16	N.HALUSA / L.HALUSA	<b>2:58.409</b>	12:32:42.328	2	Ferrari 250 GT Breadvan
16	N.HALUSA / L.HALUSA	<b>2:50.187</b>	12:35:32.517	3	Ferrari 250 GT Breadvan
16	N.HALUSA / L.HALUSA	<b>2:48.812</b>	12:38:21.326	4	Ferrari 250 GT Breadvan
16	N.HALUSA / L.HALUSA	<b>2:48.499</b>	13:09:31.636	14	Ferrari 250 GT Breadvan
16	N.HALUSA / L.HALUSA	<b>2:48.150</b>	13:12:19.785	15	Ferrari 250 GT Breadvan

#### Leader History

NO	NAME	FROM LAP	LAPS LED	DISTANCE	VEHICLE
16	N.HALUSA / L.HALUSA	1	17	62.22 miles	Ferrari 250 GT Breadvan

Weather / Track : Rain / Wet

These results are provisional until the conclusion of any judicial and technical matters.

Silverstone GP

Circuit Length = 3.6604 miles

Start: 12:25 Flag 13:17 End: 13:20

Clerk Of Course :

Timekeeper :

# Silverstone Classic

## Royal Automobile Club Tourist Trophy for Historic Cars (Pre '63 GT)

### RACE 5 - STATISTICS

CLASS : INV

5 Starters

#### Fastest Lap History

NO	NAME	LAP TIME	TIME OF DAY	LAP	VEHICLE
19	BECHTOLSHEIMER / LINDSAY	4:40.839	12:29:43.783	1	Tojeiro GT Tojeiro EE
19	BECHTOLSHEIMER / LINDSAY	2:57.203	12:32:40.990	2	Tojeiro GT Tojeiro EE
19	BECHTOLSHEIMER / LINDSAY	2:49.676	12:35:30.667	3	Tojeiro GT Tojeiro EE
19	BECHTOLSHEIMER / LINDSAY	2:49.386	12:38:20.054	4	Tojeiro GT Tojeiro EE

#### Leader History

NO	NAME	FROM LAP	LAPS LED	DISTANCE	VEHICLE
19	BECHTOLSHEIMER / LINDSAY	1	9	32.94 miles	Tojeiro GT Tojeiro EE
22	GOBLE / MILLER	10	1	3.66 miles	Aston Martin DB4 GT
19	BECHTOLSHEIMER / LINDSAY	11	7	25.62 miles	Tojeiro GT Tojeiro EE

Weather / Track : Rain / Wet

These results are provisional until the conclusion of any judicial and technical matters.

Silverstone GP

Circuit Length = 3.6604 miles

Start: 12:25 Flag 13:17 End: 13:20

Clerk Of Course :

Timekeeper :

# Silverstone Classic

## Royal Automobile Club Tourist Trophy for Historic Cars (Pre '63 GT)

### RACE 5 - STATISTICS

CLASS : B

3 Starters

#### Fastest Lap History

NO	NAME	LAP TIME	TIME OF DAY	LAP	VEHICLE
600	Sam TORDOFF	4:49.214	12:29:52.162	1	Porsche 356 1500S
141	Gareth BURNETT	3:07.986	12:33:00.302	2	Porsche 356 Coupe GT
600	Sam TORDOFF	3:03.501	12:36:05.410	3	Porsche 356 1500S
600	Sam TORDOFF	3:01.153	12:39:06.562	4	Porsche 356 1500S
141	Gareth BURNETT	2:59.779	12:39:11.147	4	Porsche 356 Coupe GT
141	Gareth BURNETT	2:59.394	12:42:10.543	5	Porsche 356 Coupe GT
141	Gareth BURNETT	2:58.602	12:45:09.144	6	Porsche 356 Coupe GT
600	Sam TORDOFF	2:58.099	13:07:49.223	13	Porsche 356 1500S

#### Leader History

NO	NAME	FROM LAP	LAPS LED	DISTANCE	VEHICLE
600	Sam TORDOFF	1	1	3.66 miles	Porsche 356 1500S
141	Gareth BURNETT	2	1	3.66 miles	Porsche 356 Coupe GT
600	Sam TORDOFF	3	5	18.30 miles	Porsche 356 1500S
141	Gareth BURNETT	8	10	36.60 miles	Porsche 356 Coupe GT

Weather / Track : Rain / Wet

These results are provisional until the conclusion of any judicial and technical matters.

Silverstone GP

Circuit Length = 3.6604 miles

Start: 12:25 Flag 13:17 End: 13:20

Clerk Of Course :

Timekeeper :